

Search for T-violation in Neutrino Oscillation with the Use of Muon Polarization at a Neutrino Factory

Toshihiko Ota^{*}

*Department of Physics, Kyushu University,
Hakozaki, Higashi-ku, Fukuoka 812-8581, Japan*

Joe Sato[†]

*Research Center for Higher Education, Kyushu University,
Ropponmatsu, Chuo-ku, Fukuoka 810-8560, Japan*

and

Yoshitaka Kuno[‡]

*Department of Physics, Osaka University,
Machikane-yama 1-1, Toyonaka, Osaka 560-0043, Japan*

Abstract

A possibility to search for T-violation in neutrino oscillation with the use of muon polarization is studied. The sensitivity to T-violation is examined with different muon polarization as a function of muon energy and long-baseline distances.

1 Introduction

In this note, we discuss a possibility to discover the CP-violating effect in the leptonic sector at a neutrino factory. Observation of CP-violation would imply the measurement of an imaginary part of the couplings in the Lagrangian associated with leptons [1]. There are two ways to study CP violation. They are

1. to study a difference between the CP conjugate modes, or
2. to study a difference between the T conjugate modes.

^{*}e-mail address: toshi@higgs.phys.kyushu-u.ac.jp

[†]e-mail address: joe@rc.kyushu-u.ac.jp

[‡]e-mail address: kuno@phys.sci.osaka-u.ac.jp

The first method is to observe the difference between the particle and its anti-particle. In a neutrino factory, it can be studied by comparing the difference of the appearance event rates between $\nu_e \rightarrow \nu_\mu$ and $\bar{\nu}_e \rightarrow \bar{\nu}_\mu$ [2, 3, 4, 5, 6, 7, 8]. However, it has been pointed out that the matter effect would introduce a sizeable fake CP-odd effect [9, 10]. It is necessary to discriminate the genuine CP violation effect from the fake matter effect.

The second method is to observe the difference between the transitions $\nu_e \rightarrow \nu_\mu$ and $\nu_\mu \rightarrow \nu_e$. By the CPT theorem, in vacuum, observation of T-violation is identical to observation of CP-violation. Even in a terrestrial oscillation experiment, since a possible T-odd effect from asymmetric matter density profile in the earth is very small [11], this T-reversed difference reveals as a very clean signal [1, 12] on the imaginary phase in the lepton sector [1, 8, 9, 11, 12, 13, 14, 15, 16, 17, 18, 19, 20, 21, 22, 23, 24, 25].

Therefore, the comparison of T-reversed oscillation modes would give clear signature than those of CP-reversed oscillation modes. However, although it is easy to observe $\nu_e \rightarrow \nu_\mu$ oscillation, it is known to be difficult to observe $\nu_\mu \rightarrow \nu_e$ oscillation at a neutrino factory. The reason is as follows. At a neutrino factory, ν_μ is generated by the decay of muons as well as $\bar{\nu}_e$. The former after the oscillation from $\nu_\mu \rightarrow \nu_e$, produces e^- s and the latter from muon decays produces e^+ s at a detector. It is difficult to distinguish e^+ from e^- after the creation of electromagnetic shower in most of the detectors being considered at present. Therefore, it is difficult to identify the oscillation events from the non-oscillation events which is larger in statistics.

It is critical to examine whether there are any solutions to solve this problem for the search for T-violation modes useful. There was one idea to identify the oscillation events by the use of polarized muons in the muon storage ring [16]. The principle of the idea is the following. Supposed that the muons in the muon storage ring have their spin polarization $P_{\mu^-} = -1$, there would be no $\bar{\nu}_e$ and only ν_μ at the very forward direction along the muon momentum direction. Observation of e^- -like events at a detector would directly imply the appearance of $\nu_\mu \rightarrow \nu_e$. In reality, the muon spin polarization would not be 100 %. But, if the spin polarization of the muons in the muon storage ring can be changed, accordingly the neutrino energy spectrum shapes can be changed. The changes of the spectrum of neutrino and anti-neutrino are different. Therefore, in principle we could discriminate the events associated with neutrinos from those from anti-neutrino. In turn, the oscillating events and non-oscillating events can be separated.

2 Principle

In this section, the principle to discriminate the oscillating events by using the muon polarization is presented. The neutrino flux in the very forward direction of a μ^- beam with its muon spin polarization P_μ is given by

$$\Phi_{\bar{\nu}_e} \propto y^2(1 - y) \cdot (1 + P_\mu), \quad (1)$$

$$\Phi_{\nu_\mu} \propto y^2(3 - 2y) + P_\mu \cdot y^2(1 - 2y), \quad (2)$$

where $y \equiv E_\nu/E_\mu$. E_μ is the μ^- energy and E_ν is the neutrino energy. For μ^+ , eqs.(1) and (2) can be given with changing the sign of P_μ . From using eqs.(1) and (2), the non-oscillating event rate of $\bar{\nu}_e \rightarrow \bar{\nu}_e$ ($N_{\bar{\nu}_e \rightarrow \bar{\nu}_e}$) and the appearance event rate of $\nu_\mu \rightarrow \nu_e$ ($N_{\nu_\mu \rightarrow \nu_e}$) are given by

$$N_{\bar{\nu}_e \rightarrow \bar{\nu}_e} = (1 + P_\mu)N_3, \quad (3)$$

$$N_{\nu_\mu \rightarrow \nu_e} = N_1 + P_\mu N_2, \quad (4)$$

respectively. Here N_1 , N_2 and N_3 are the event numbers corresponding to each term of neutrino flux. They are typically represented by

$$N_1 = C \frac{E_\mu^2}{L^2} \int_{E_{\min}/E_\mu}^{E_{\max}/E_\mu} dy 2y^2 (3 - 2y) P_{\nu_\mu \rightarrow \nu_e}(E_\nu) \sigma(E_\nu), \quad (5)$$

$$N_2 = C \frac{E_\mu^2}{L^2} \int_{E_{\min}/E_\mu}^{E_{\max}/E_\mu} dy 2y^2 (1 - 2y) P_{\nu_\mu \rightarrow \nu_e}(E_\nu) \sigma(E_\nu), \quad (6)$$

$$N_3 = C \frac{E_\mu^2}{L^2} \int_{E_{\min}/E_\mu}^{E_{\max}/E_\mu} dy 12y^2 (1 - y) P_{\bar{\nu}_e \rightarrow \bar{\nu}_e}(E_\nu) \bar{\sigma}(E_\nu), \quad (7)$$

where $P_{\nu_\mu \rightarrow \nu_e}$, $P_{\bar{\nu}_e \rightarrow \bar{\nu}_e}$ are oscillation probabilities, σ ($\bar{\sigma}$) is the detection rate including the neutrino (anti-neutrino) cross section and signal efficiency, E_{\min} (E_{\max}) is minimum (maximum) neutrino energy observed in this assumption, L is the baseline length, and C is the constant proportionate to the decay muon number and the detector mass. From these equations, the rate of e -like events can be given by

$$N_{e\text{-like}} = \beta_0 + P_\mu \beta_1, \quad (8)$$

$$\beta_0 \equiv N_1 + N_3, \quad (9)$$

$$\beta_1 \equiv N_1 + N_2. \quad (10)$$

Note that for $P_\mu = -1$, $N_{e\text{-like}}$ coincides with $N_{\nu_\mu \rightarrow \nu_e}$ from eq.(3). The estimate of the e -like event rate at $P_\mu = -1$ is essentially the measurement of $N_{\nu_\mu \rightarrow \nu_e}$. In another words, if β_0 and β_1 is estimated, the direct observation of $N_{\nu_\mu \rightarrow \nu_e}$ can be made. This is shown in Fig.1.

3 Procedure

In this section, the procedure to estimate the appearance event rate, $N_{\nu_\mu \rightarrow \nu_e}$, at $P_\mu = -1$ from the measurements is given. In reality, the muons in the muon storage ring have some distribution of their polarization. It is assumed that a number of the muons of their muon polarization of P_{μ_i} , ($i = 1 \cdots n$) is $N_i (\equiv f_i \times N_\mu)$, ($i = 1 \cdots n$). They yield y_i e -like events. N_μ is a total number of the muons in the ring. For those, eq.(8) can be rewritten by

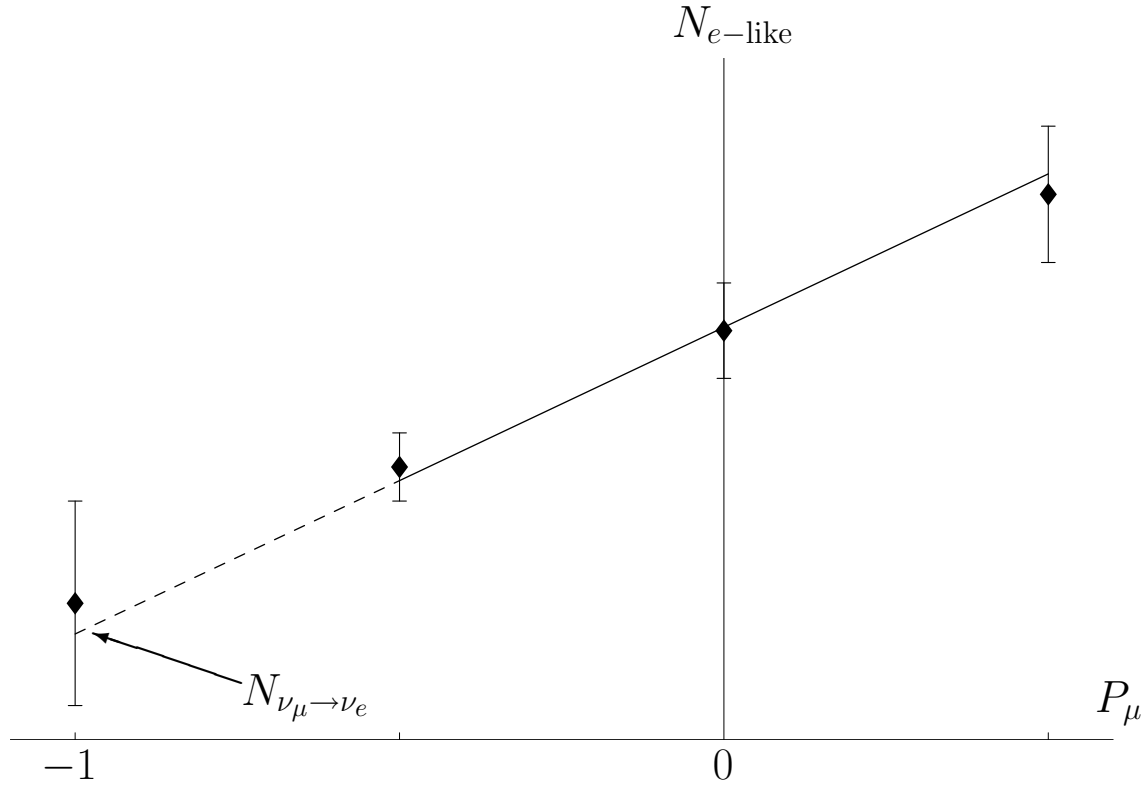


Figure 1: Graphical view of the idea. We have observations of e -like event with partially polarized muon beams and from them we estimate the event rate at $P_{\mu} = -1$.

$$N_{e\text{-like}} = \beta_0^* + P_{\mu}^* \beta_1, \quad (11)$$

$$\beta_0^* \equiv \beta_0 + \bar{P}_{\mu} \beta_1, \quad (12)$$

$$P_{\mu}^* \equiv P_{\mu} - \bar{P}_{\mu} = -1 - \bar{P}_{\mu}, \quad (13)$$

$$\bar{P}_{\mu} \equiv \frac{1}{F} \sum_i \frac{P_{\mu i}}{f_i}, \quad (14)$$

$$F \equiv \sum_i \frac{1}{f_i}. \quad (15)$$

The expectation values of y_i , \bar{y}_i is given by¹

$$f_i \bar{y}_i = \beta_0 + P_{\mu i}^* \beta_1. \quad (16)$$

It is assumed that y_i 's are large enough so that it would follow the normal distribution of $N(\bar{y}_i, \bar{y}_i)$. In this case, the likelihood function to estimate β_0 and β_1 is given by^{2 3}

¹In the following, we denote β_0^* by β_0 .

²Exactly speaking, the denominator of eq.(17) $f_i^2 \bar{y}_i$. However, for simplicity, under the assumption that y_i 's are large, it can be replaced with $f_i^2 y_i$. This is justified since the non-oscillating event rates $N_{\bar{\nu}_e \rightarrow \bar{\nu}_e}$ at any polarization are large. (It does not depend on whether there are enough appearance event rate $N_{\nu_{\mu} \rightarrow \nu_e}$ as long as the polarization is not very close to -1 .)

³The likelihood function with Poisson distribution can be also treated. By this, the same function as

$$-\log L = \sum_i \frac{\{f_i y_i - (\beta_0 + P_{\mu_i}^* \beta_1)\}^2}{2f_i^2 y_i}. \quad (17)$$

From this likelihood function, the equations for the estimates of β_0 and β_1 can be give by

$$0 = -\frac{\partial \log L}{\partial \beta_0} = \beta_0 \sum_i \frac{1}{f_i^2 y_i} + \beta_1 \sum_i \frac{P_{\mu_i}^*}{f_i^2 y_i} - \sum_i \frac{1}{f_i}, \quad (18)$$

$$\begin{aligned} 0 = -\frac{\partial \log L}{\partial \beta_1} &= \beta_0 \sum_i \frac{P_{\mu_i}^*}{f_i^2 y_i} + \beta_1 \sum_i \frac{(P_{\mu_i}^*)^2}{f_i^2 y_i} - \sum_i \frac{P_{\mu_i}^*}{f_i} \\ &= \beta_0 \sum_i \frac{P_{\mu_i}^*}{f_i^2 y_i} + \beta_1 \sum_i \frac{(P_{\mu_i}^*)^2}{f_i^2 y_i}. \end{aligned} \quad (19)$$

Here the definitions of P_{μ}^* by eq.(13), and of \bar{P}_{μ} by eq.(14) are used. Also the last term in the first line of eq.(19) is removed. Using these eqs.(18) and (19), β_0 and β_1 in terms of y_i can be estimated as follows:

$$\beta_0 = \frac{F}{D} \sum_i \frac{(P_{\mu_i}^*)^2}{f_i^2 y_i} \quad \text{and} \quad (20)$$

$$\beta_1 = -\frac{F}{D} \sum_i \frac{P_{\mu_i}^*}{f_i^2 y_i}, \quad (21)$$

where

$$D \equiv \left(\sum_i \frac{1}{f_i^2 y_i} \right) \left(\sum_i \frac{(P_{\mu_i}^*)^2}{f_i^2 y_i} \right) - \left(\sum_i \frac{P_{\mu_i}^*}{f_i^2 y_i} \right)^2. \quad (22)$$

Thus, $N_{\nu_{\mu} \rightarrow \nu_e}$ at $P_{\mu} = -1$ can be estimated using eqs.(20) and (21) as

$$N_{\nu_{\mu} \rightarrow \nu_e} = \beta_0 + (-1 - \bar{P}_{\mu})\beta_1. \quad (23)$$

The statistical error on this estimated value is now evaluated. Formally, the variance of the estimate is given by

$$V(N_{\nu_{\mu} \rightarrow \nu_e}) = V(\beta_0 + (-1 - \bar{P}_{\mu})\beta_1) = V(\beta_0) + (-1 - \bar{P}_{\mu})^2 V(\beta_1) + 2(-1 - \bar{P}_{\mu})V(\beta_0, \beta_1), \quad (24)$$

where $V(\beta)$ is the variance of β , and $V(\beta_0, \beta_1)$ is the covariance of β_0, β_1 .

eq.(17) can be obtained under the assumption that y_i 's are large enough.

It is impossible to evaluate the variance of $N_{\nu_\mu \rightarrow \nu_e}$ using eqs.(20) and (21) directly. Therefore, it is approximated by the inverse matrix of the expectation value of Fisher's information.⁴ Fisher's information matrix is given by

$$-\frac{\partial^2}{\partial \beta_i \partial \beta_j} \log L = \begin{pmatrix} \sum_i \frac{1}{f_i^2 y_i} & \sum_i \frac{P_{\mu_i}^*}{f_i^2 y_i} \\ \sum_i \frac{P_{\mu_i}^*}{f_i^2 y_i} & \sum_i \frac{(P_{\mu_i}^*)^2}{f_i^2 y_i} \end{pmatrix}, \quad (25)$$

and hence the variance matrix is given by

$$\frac{1}{D} \begin{pmatrix} \sum_i \frac{(P_{\mu_i}^*)^2}{f_i^2 y_i} & -\sum_i \frac{P_{\mu_i}^*}{f_i^2 y_i} \\ -\sum_i \frac{P_{\mu_i}^*}{f_i^2 y_i} & \sum_i \frac{1}{f_i^2 y_i} \end{pmatrix}. \quad (26)$$

Thus, the estimate of $N_{\nu_\mu \rightarrow \nu_e}$ has its variance of

$$V(N_{\nu_\mu \rightarrow \nu_e}) = \frac{1}{D} \left\{ \sum_i \frac{(P_{\mu_i}^*)^2}{f_i^2 y_i} + (-1 - \bar{P}_\mu)^2 \sum_i \frac{1}{f_i^2 y_i} - 2(-1 - \bar{P}_\mu) \sum_i \frac{P_{\mu_i}^*}{f_i^2 y_i} \right\} \quad (27)$$

$$= \frac{1}{F} \left[2N_{\nu_\mu \rightarrow \nu_e} + N_{\bar{P}_\mu} \left\{ (-1 - \bar{P}_\mu)^2 \frac{\sum_i 1/f_i^2 y_i}{\sum_i (P_{\mu_i}^*)^2 / f_i^2 y_i} - 1 \right\} \right]. \quad (28)$$

Here $N_{\bar{P}_\mu}$ is the estimate of the event rate at $P_\mu = \bar{P}_\mu$ when N_{μ^-} μ^- s are used.

3.1 Numerical Analysis

In the analytical treatment above, several assumptions are made. For instance, the likelihood function for the β 's is given by eq.(17), the variance of the estimate is given by the inverse of the Fisher's information matrix, and so on. In this section, numerical calculations to check the theoretical argument is given. We have calculated the extrapolated value at $P_\mu = -1$ which indeed coincides with the theoretical expectation value $\bar{y}|_{P_\mu=-1}$ and the variance of it which is actually given by eq.(28).⁵

The algorithm for this numerical analysis is as follows:

- step 0. Select several values of the polarization P_{μ_i} for the measurements,
- step 1. Fix all the parameters, such as the theoretical parameters (e.g. mixing angle), a muon energy and so on, and then calculate the expectation of event rates in each polarization values (\bar{y}_i).

⁴Strictly speaking, the inverse matrix of the expectation value of Fisher's information gives the lower limit of the corresponding variance. However if the likelihood function is constructed well then it coincide with the variance and hence we use this approximation. We also approximate the expectation value of the Fisher's information by eq.(25) since it is assumed that y_i 's are large number enough.

⁵We only checked the case $f_i = f = \text{const.}$

- step 2. Generate the “actual” events of y_i according to Poisson distribution with its expectation value \bar{y}_i
- step 3. Substitute these event sets into eqs.(20), (21), and find the extrapolated value at $P_\mu = -1$ from eq.(23) by using these β 's.
- step 4. Iterate the step 2 and step 3 in several times to find the type of distribution of the extrapolated value.

This virtual measurements for various parameters were made. It is found that the extrapolated value follows the normal distribution with its mean value $\bar{y}|_{P_\mu=-1}$ and its variance given by eq.(28).

4 Sensitivity for T Violation

In this section, the sensitivity to T-violation using the present procedure is discussed to find the statistics to see the T-violation effect.

$$\chi^2 = \frac{(N_0\bar{N} - \bar{N}_0N)^2}{N_0^2V + \bar{N}_0^2N}, \quad (29)$$

where

$$\begin{aligned} N &: N_{\nu_e \rightarrow \nu_\mu}, \\ \bar{N} &: N_{\nu_\mu \rightarrow \nu_e}, \end{aligned}$$

and the subscript 0 indicates the estimate of the event rate with CP violating phase $\delta = \delta_0 \equiv \{0, \pi\}$. Note that in the denominator of χ^2 there is V . Although V is given by eq.(28) theoretically, it is calculated by using the numerical method in section 3.1. The sensitivity plot is shown in Fig.2.

Here, it is discussed how many neutrinos from muon decays should be needed to observe the T-violation effect. First of all, for simplicity, $N_i = N_{\mu^+}$ is assumed. Here, the following theoretical parameters are used; $\sin \theta_{12} = 0.5$, $\sin \theta_{23} = 1/\sqrt{2}$, $\sin \theta_{13} = 0.1$, $\delta m_{31}^2 = 3 \times 10^{-3} \text{eV}^2$, $\delta m_{21}^2 = 10^{-4} \text{eV}^2$, $\delta = \pi/2$. The sensitivity is almost proportional to

$$\left(\sin \delta \sin 2\theta_{12} \sin 2\theta_{23} \cos \theta_{13} \frac{\delta m_{21}^2}{\delta m_{31}^2} \right)^2. \quad (30)$$

From Fig.2, it is found that at worst $P_\mu = \pm 0.3$ should be needed to observe T-violation effect with a total of 10^{21} muon decays and a 100-kt detector. On the contrary, to the sensitivity of CP-violation effect usually discussed, the sensitivity will not change drastically by including other sources of errors, since the V will convey the largest error among the other uncertainties.

In the remaining of this section, we see what we can learn from the theoretical analysis.

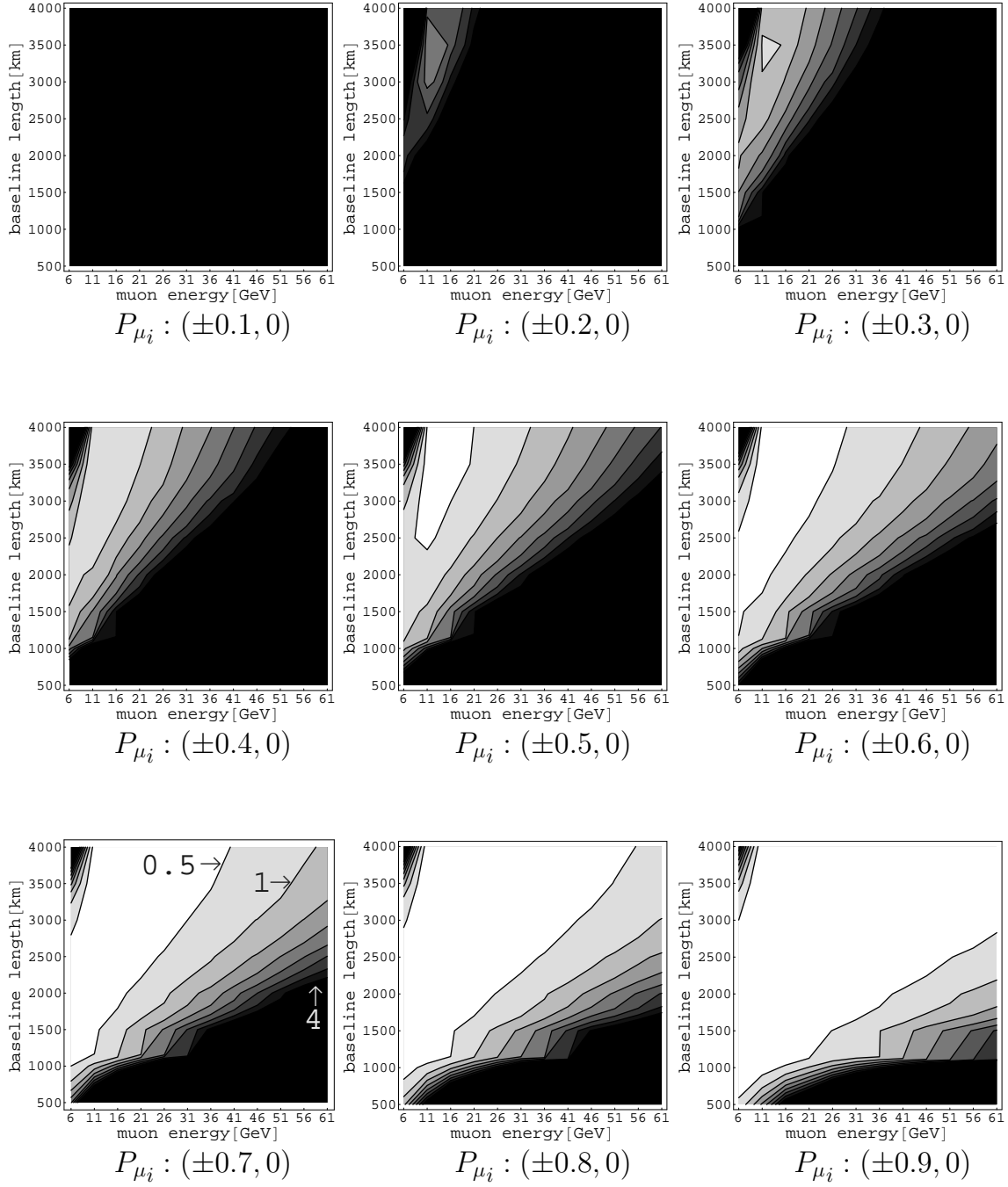


Figure 2: Sensitivity plot as a function of the polarization P_{μ_i} . In this plot the necessary data sizes (in the unit 10^{21} muon decays \times 100-kt dector size) are plotted as a function of muon energy and baseline length.

4.1 How many μ^+ and μ^- decays are needed ?

In this subsection, the most efficient ratio, f_i , between the numbers of μ^+ (N_{μ^+}) and μ^- (N_{μ^-}) to obtain the best sensitivity to CP violation is estimated for a fixed distribution of N_{μ^-} at each polarization P_{μ_i} . To do this, the χ^2 can be rewritten to factor out the numbers of events as follows,

$$\begin{aligned} N &\rightarrow N_{\mu^+} N, \\ \bar{N} &\rightarrow N_{\mu^-} \bar{N}, \\ V &\rightarrow N_{\mu^-} V, \end{aligned}$$

$$\chi^2 \rightarrow \frac{(N_0 \bar{N} - \bar{N}_0 N)^2}{N_0^2 V / N_{\mu^-} + \bar{N}_0^2 N / N_{\mu^+}}. \quad (31)$$

If the total numbers of muon is given, then

$$\sum_i N_i + N_{\mu^+} = \sum_i \frac{N_{\mu^-}}{f_i} + N_{\mu^+} = F N_{\mu^-} + N_{\mu^+} = N \quad (32)$$

is the given number of the total events. Here, F is given by eq.(15). Under these conditions, the most efficient ratio of the numbers of μ^+ (N_{μ^+}) and μ^- (N_{μ^-}) is given by

$$\frac{N_{\mu^+}}{\sum_i N_i} = \frac{\bar{N}_0}{N_0} \sqrt{\frac{N}{A}}, \quad (33)$$

where A is given by eq.(28) $\times F$.

Since the oscillation probability is at most a few %, while $N_{\bar{P}_\mu}$ in eq.(28) is essentially given by the non-oscillation event, from the fact that $N/N_{\bar{P}_\mu} \sim O(10^{-2})$ and that $\sum_i [1/(f_i^2 y_i)] / \sum_i [(P_{\mu_i}^*)^2 / (f_i^2 y_i)]$ in eq.(28) is much larger than a unity in a realistic case, it is found that a much larger number of μ^- is needed. Therefore by tuning the ratio of the numbers of μ^+ and μ^- , a higher sensitivity to T-violation effect can be obtained by several tens %.

4.2 Dependence of Muon Polarization Distribution

The measurements of N_i events with muon polarization P_{μ_i} are usually made. In this subsection, the optimization of N_i s ($i = 1 \cdots n$) for each given P_{μ_i} to obtain the best sensitivity is studied. This is equivalent to examine the best muon polarization distribution.

For the most simple case to consider is a uniform distribution of N_i from $-P_\mu$ to $+P_\mu$ as shown in Fig.3.

Let's consider two cases. One is a uniform distribution of N_i from $-P_\mu$ to $+P_\mu$ as shown in Fig.3. The other is discrete measurement at $\pm P_\mu$ as seen in Fig.4.

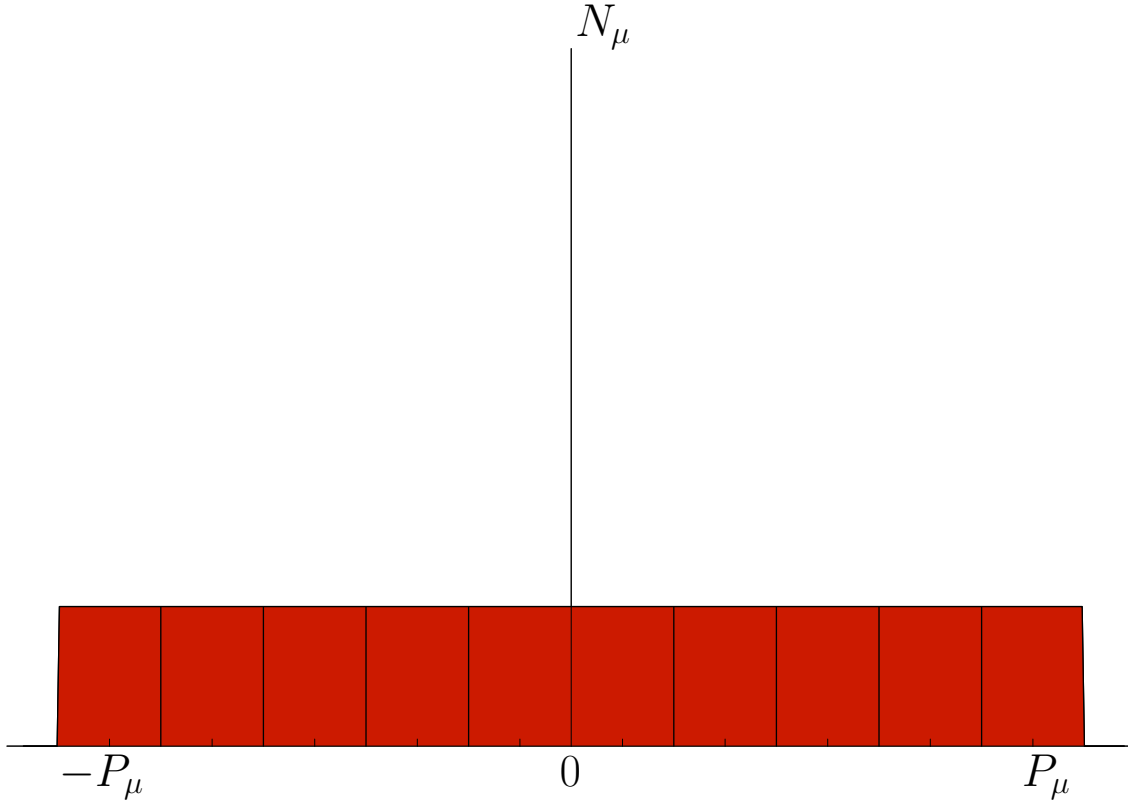


Figure 3: Uniform Distribution of polarization of muon, being distributed from $-P_\mu$ to $+P_\mu$ uniformly.

It is assumed that the same numbers of muon decays are used for the two different distributions of Fig.3 and Fig.4. In this case, the variances (28) of the extrapolated appearance numbers are different, depending on the distribution. In case of Fig.3,⁶

$$\frac{1}{F} \frac{\sum_i 1/f_i^2 y_i}{\sum_i (P_{\mu_i}^*)^2 / f_i^2 y_i} - 1 \propto \frac{3}{P_\mu^2} - 1, \quad (34)$$

while in case of Fig.4,

$$\frac{1}{F} \frac{\sum_i 1/f_i^2 y_i}{\sum_i (P_{\mu_i}^*)^2 / f_i^2 y_i} - 1 \propto \frac{1}{P_\mu^2} - 1. \quad (35)$$

Therefore, a three times higher sensitivity can be obtained for the distribution of Fig.4. In reality, there will be a loss of muon decays to create the distribution in Fig.4. If this reduction factor of the number of events is defined to be M (namely only $(1/M)$ events can be used), the sensitivity is given by

$$\frac{1}{F} \frac{\sum_i 1/f_i^2 y_i}{\sum_i (P_{\mu_i}^*)^2 / f_i^2 y_i} - 1 \propto \frac{M}{P_\mu^2} - 1. \quad (36)$$

⁶Here we assume that we do not have very large polarization. It means that y_i 's are almost constant.

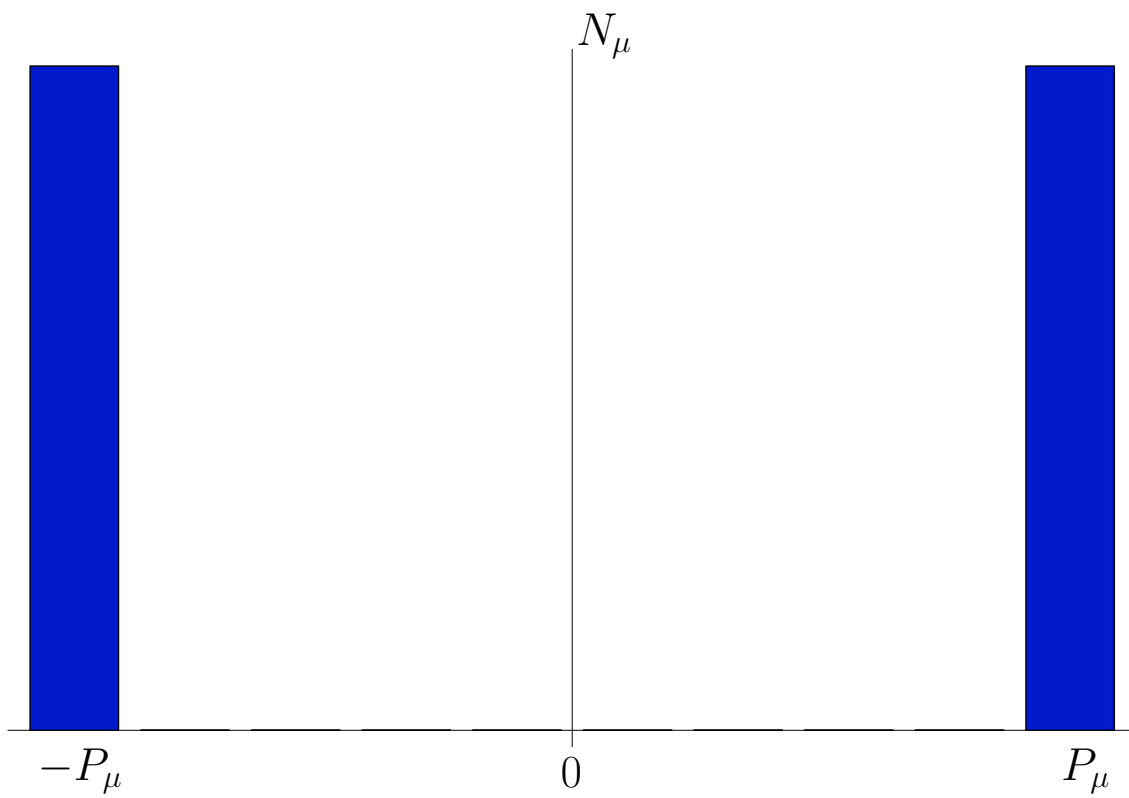


Figure 4: Distribution of the polarization of μ . There are only muons with their polarization around $-P_\mu$ and $+P_\mu$.

Then the sensitivity is better by $3/M$. To discuss further, it is needed to have realistic muon polarization distribution. However, once it is obtained, the discussion to study a sensitivity is quite straightforward.

5 Summary and Discussion

In this note, we have examined a possibility to study T-violation with the use of muon polarization. The physics motivation to search for T-violation is to have negligible small matter effect and to observe direct CP violation arising from the imaginary phase in the neutrino mixing matrix. From the present study, it is found that if $|P_\mu| > 0.3$ is available, there would be good chance to observe T-violation. Given the maximum polarization of P_μ , naive consideration of how measurement points are optimized is also made. In future, if search for T-violation works, it would imply to have the best sensitivity to the imaginary part of the Lagrangian in the global fit including the disappearance events.

Acknowledgments

The work of J.S. is supported in part by a Grant-in-Aid for Scientific Research of the Ministry of Education, Science and Culture, #12047221, #12740157.

References

- [1] J. Arafune, M. Koike, and J. Sato, Phys. Rev. **D56** (1997) 3093; erratum *ibid.* **D60** (1999) 119905; J. Arafune, and J. Sato, Phys. Rev. **D55** (1997) 1653; M. Koike, and J. Sato, hep-ph/9707203.
- [2] V. Barger, S. Geer, R. Raja, and K. Whisnant, Phys. Rev. **D62** (2000) 013004; Phys. Lett. **B485** (2000) 379; Phys. Rev. **D63** (2001) 033002; Phys. Rev. **D62** (2000) 073002; V. Barger, S. Geer, and K. Whisnant, Phys. Rev. **D61** (2000) 053004; S. Geer, Phys. Rev. **D57** (1998) 6989, erratum *ibid.* **D59** (1999) 039903.
- [3] J. B. Castell, M. B. Gavela, J. J. Gómez Cadenas, P. Hernández, and O. Mena, hep-ph/0103258; A. Cervera, A. Donini, M. B. Gavela, J. J. Gómez Cadenas, P. Hernández, O. Mena, and S. Rigolin, Nucl. Phys. **B579** (2000) 17; A. De Rújula, M. B. Gavela, and P. Hernández, Nucl. Phys. **B547** (1999) 21; A. Donini, M. B. Gavela, P. Hernández, and S. Rigolin, Nucl. Phys. **B574** (2000) 23.
- [4] M. Freund, P. Huber, and M. Lindner, hep-ph/0105071; Nucl. Phys. **B585** (2000) 105; M. Freund, M. Lindner, S. T. Petcov, and A. Romanino, Nucl. Phys. **B578** (2000) 27; K. Dick, M. Freund, M. Lindner, and A. Romanino, Nucl. Phys. **B562** (1999) 29; A. Romanino, Nucl. Phys. **B574** (2000) 675.
- [5] Neutrino Factory and Muon Collider Collaboration (D. Ayres *et al.*), physics/9911009; C. Albright *et al.*, hep-ex/0008064.

- [6] M. Campanelli, A. Bueno, and A. Rubbia, hep-ph/9905240; A. Bueno, M. Campanelli, and A. Rubbia, Nucl. Phys. **B573** (2000) 27; Nucl. Phys. **B589** (2000) 577.
- [7] J. Pinney, and O. Yasuda, hep-ph/0105087; O. Yasuda, hep-ph/0005134.
- [8] J. Sato, hep-ph/0006127; M. Koike, and J. Sato, Phys. Rev. **D61** (2000) 073012.
- [9] P. Lipari, hep-ph/0102046.
- [10] M. Koike, T. Ota, and J. Sato, hep-ph/0011387; J. Sato, hep-ph/0008056.
- [11] T. Miura, E. Takasugi, Y. Kuno, and M. Yoshimura, hep-ph/0102111, to appear in Phys. Rev. D; T. Miura, T. Shindou, E. Takasugi, and M. Yoshimura, hep-ph/0106086.
- [12] P. F. Harrison, and W. G. Scott, Phys. Lett. **B476** (2000) 349.
- [13] A. Rubbia, hep-ph/0106088.
- [14] E. K. Akhmedov, P. Huber, M. Lindner, and T. Ohlsson, hep-ph/0105071.
- [15] S. J. Parke, and T. J. Weiler, Phys. Lett. **B501** (2001) 106.
- [16] A. Blondel, Nucl. Instr. and Methods, **A451** (2000) 131.
- [17] H. Yokomakura, K. Kimura, and A. Takamura, Phys. Lett. **B496** (2000) 175.
- [18] A. de Gouvêa, Phys. Rev. **D63** (2001) 093003.
- [19] O. Yasuda, Acta Phys. Polon. **B30** (1999) 3089; hep-ph/9910428.
- [20] V. Barger *et al.*, Phys. Rev. **D59** (1999) 113010.
- [21] S. M. Bilenky, C. Giunti, and W. Grimus, Phys. Rev. **D58** (1998) 033001.
- [22] S. Toshev, Phys. Lett. **B226** (1989) 335; Mod. Phys. Lett. **A6** (1991) 455.
- [23] P. I. Krastev, and S. T. Petcov, Phys. Lett. **B205** (1988) 84.
- [24] T. K. Kuo, and J. Pantaleone, Phys. Lett. **B198** (1987) 406.
- [25] J. Sato, Nucl. Instrum. Meth. **A451** (2000) 36; M. Koike, and J. Sato, Phys. Rev. **D62** (2000) 073006.