

Search for $a_0(980)$ and $f_0(980)$ mesons in $\phi \rightarrow \gamma K \bar{K}$.

N.N. Achasov ^{*} and V.V. Gubin [†]

Laboratory of Theoretical Physics,

Sobolev Institute for Mathematics

630090, Novosibirsk-90, Russia

(May 16, 2019)

Abstract

We study the decay $\phi \rightarrow \gamma K^+ K^-$ taking into account the scalar mesons production $\phi \rightarrow \gamma(f_0 + a_0) \rightarrow \gamma K^+ K^-$ and the final state radiation. We note that the relative sign between the final state radiation amplitude and the scalar meson production amplitude is fixed in the $K^+ K^-$ loop model which describes data on the $\phi \rightarrow \gamma f_0 \rightarrow \gamma \pi \pi$ and $\phi \rightarrow \gamma a_0 \rightarrow \gamma \pi \eta$ decays. As consequence this model predicts the definite interference between the final state radiation and the scalar resonance production amplitudes. We calculate the mass spectra of the $\phi \rightarrow \gamma K^+ K^-$ decay and the differential cross-sections for $e^+ e^- \rightarrow \phi \rightarrow \gamma K^+ K^-$ and for $e^+ e^- \rightarrow \phi \rightarrow \gamma K^0 \bar{K}^0$ reactions.

12.39.-x, 13.40.Hq, 13.65.+i

Typeset using REVTeX

^{*}achasov@math.nsc.ru

[†]gubin@math.nsc.ru

I. INTRODUCTION

As was shown in a number of papers, see Refs. [1–6] and references therein, the study of the radiative decays $\phi \rightarrow \gamma a_0 \rightarrow \gamma \pi \eta$ and $\phi \rightarrow \gamma f_0 \rightarrow \gamma \pi \pi$ can shed light on the problem of the scalar $a_0(980)$ and $f_0(980)$ mesons. These decays have been studied not only theoretically but also experimentally. Present time data have already been obtained from Novosibirsk with the detectors SND [7–10] and CMD-2 [11], which give the following branching ratios : $BR(\phi \rightarrow \gamma \pi \eta) = (0.88 \pm 0.14 \pm 0.09) \cdot 10^{-4}$ [9], $BR(\phi \rightarrow \gamma \pi^0 \pi^0) = (1.221 \pm 0.098 \pm 0.061) \cdot 10^{-4}$ [10] and $BR(\phi \rightarrow \gamma \pi \eta) = (0.9 \pm 0.24 \pm 0.1) \cdot 10^{-4}$, $BR(\phi \rightarrow \gamma \pi^0 \pi^0) = (0.92 \pm 0.08 \pm 0.06) \cdot 10^{-4}$ [11].

These data give evidence in favor of the four-quark ($q^2 \bar{q}^2$) [1,3,12–17] nature of the scalar $a_0(980)$ and $f_0(980)$ mesons, and in favor of the one-loop mechanism $\phi \rightarrow K^+ K^- \rightarrow \gamma a_0$ and $\phi \rightarrow K^+ K^- \rightarrow \gamma f_0$, see Fig.1, suggested in Ref. [1].

It is clear that the relative sign between the final state radiation amplitude, and the $\phi \rightarrow \gamma(a_0 + f_0) \rightarrow \gamma K^+ K^-$ amplitude in the $K^+ K^-$ loop model, see Figs. 1 and 2, is fixed. As a consequence this model predicts the definite interference between the final state radiation amplitude and the scalar resonance production. That is why the study of the $\phi \rightarrow \gamma K^+ K^-$ decay is very important. Such an investigation requires high statistics. It can be carried out in the $\gamma N \rightarrow \phi N(\Delta) \rightarrow \gamma K^+ K^- N(\Delta)$ reactions at Jefferson Laboratory and in the $e^+ e^- \rightarrow \phi \rightarrow \gamma K^+ K^-$ reaction at DAΦNE. Note that if the f_0 and σ mesons mixing is taken into account in the $\phi \rightarrow \gamma(a_0 + f_0(\sigma)) \rightarrow \gamma K^+ K^-$ reaction then the interference sign is not fixed. But the influence of the σ meson on the signal is small and it is considered as a correction to the interference term.

We calculate the $\phi \rightarrow \gamma K^+ K^-$ spectra and the differential cross-sections for $e^+ e^- \rightarrow \phi \rightarrow \gamma K^+ K^-$, using parameters of $a_0(980)$ and $f_0(980)$ mesons from Ref. [17,9,10] which describe the $\phi \rightarrow \gamma a_0 \rightarrow \gamma \pi \eta$ and $\phi \rightarrow \gamma f_0 \rightarrow \gamma \pi \pi$ decays, and show that the contribution of the interference between the scalar resonance production and the final state radiation is order of magnitude more than the contribution of the scalar resonance production. That is

the reason that today's facilities give the good capabilities to investigate our issue.

We also calculate the differential cross section for $e^+e^- \rightarrow \phi \rightarrow \gamma K^0 \bar{K}^0$ which is very important for the determination of the background affecting the precision measurements of CP violation.

The paper is organized as follows.

All needed formulae are considered in Sec. II. In Sec III the calculations are carried out and the obtained results are discussed. A brief summary is given in Conclusion. Notice that Ref. [18] was dedicated to the $e^+e^- \rightarrow \phi \rightarrow \gamma K \bar{K}$ reactions at the ϕ meson region. Unfortunately, the authors of Ref. [18] considered mistakenly that the relative sign between the final state radiation amplitude and the $e^+e^- \rightarrow \gamma(a_0 + f_0) \rightarrow \gamma K^+ K^-$ amplitude is not fixed in the $K^+ K^-$ loop model. In addition, they took parameters of $a_0(980)$ and $f_0(980)$ mesons a priori to a large measure.

II. MODEL

Let us consider the production of the scalar $R = a_0, f_0$ meson through the loop of the charged K mesons, $\phi \rightarrow K^+ K^- \rightarrow \gamma R$, see [1,19]. The diagrams are presented in Fig.1. The production amplitude $\phi \rightarrow \gamma R$ in the rest frame of the ϕ meson is:

$$M = g_{RK^+K^-} g(m^2) \vec{e}(\phi) \vec{e}(\gamma) \quad (1)$$

where $t = m^2 = k^2$, $\vec{e}(\phi)$ and $\vec{e}(\gamma)$ are the polarization vectors of the ϕ meson and the photon respectively. The expressions for $g(m^2)$ were obtained in the point-like particle model, which is adequate to the compact hadrons: the four-quark ($q^2 \bar{q}^2$) or $q\bar{q}$ states [1] and in the extended scalar $K\bar{K}$ molecule model [4]. The amplitude of the decay $\phi \rightarrow (\gamma f_0 + \gamma a_0) \rightarrow \gamma K^+ K^-$, the signal amplitude, is

$$M_s = M_s^\mu e^\mu(\phi) = \left(\frac{g_{f_0 K^+ K^-}^2}{D_{f_0}(m)} + \frac{g_{a_0 K^+ K^-}^2}{D_{a_0}(m)} \right) g(m^2) \left(q^\mu \frac{e(\gamma) p}{pq} - e^\mu(\gamma) \right) e^\mu(\phi) \quad (2)$$

where $s = p^2$. The mass spectrum:

$$\frac{d\Gamma_s}{dm} = \frac{m}{(2\pi)^3 36s\sqrt{s}} \left| g(m^2) \left(\frac{g_{f_0 K^+ K^-}^2}{D_{f_0}(t)} + \frac{g_{a_0 K^+ K^-}^2}{D_{a_0}(t)} \right) \right|^2 (s-t)b\sqrt{1 - \frac{4m_{K^+}^2}{m^2}} \quad (3)$$

We introduce symmetrical angle cut $-b \leq \cos \theta_{K\gamma} \leq b$, where $\theta_{K\gamma}$ is the angle between the photon and the K^+ meson momenta in the dikaon rest frame. We consider also the f_0 and σ mesons mixing. In this case the amplitude is

$$M_s = \left(g_{R_0 K_s^+ K^-} - \sum_{RR'} G^{-1}(m) g_{R' K^+ K^-} + \frac{g_{a_0 K^+ K^-}^2}{D_{a_0}(m)} \right) g(m^2) (q^\mu \frac{e(\gamma)p}{pq} - e(\gamma)^\mu) e^\mu(\phi) \quad (4)$$

where we take into account the mixing of the f_0 and σ mesons, $R, R' = f_0, \sigma$ by means of the matrix of the inverse propagators $G(m)$. The all necessary expressions could be found in [3]. The mass spectrum in this case is

$$\frac{d\Gamma_s}{dm} = \frac{m}{(2\pi)^3 36s\sqrt{s}} \left| g(m^2) \left(g_{R_0 K^+ K^-} - \sum_{RR'} G^{-1}(m) g_{R' K^+ K^-} + \frac{g_{a_0 K^+ K^-}^2}{D_{a_0}(m)} \right) \right|^2 (s-t)b\sqrt{1 - \frac{4m_{K^+}^2}{m^2}} \quad (5)$$

Let us consider the background related to the final state radiation, see Fig.2. The amplitude of the process is

$$M_{fin} = 2eg_{\phi K^+ K^-} T^\mu e^\mu(\phi), \quad (6)$$

$$T^\mu = \frac{e(\gamma)k_-}{qk_-} (k_+ - \frac{p}{2})^\mu + \frac{e(\gamma)k_+}{qk_+} (k_- - \frac{p}{2})^\mu + e(\gamma)^\mu$$

The mass spectrum is

$$\frac{d\Gamma_{fin}}{dm} = \frac{\alpha m g_{\phi K^+ K^-}^2}{12\pi^2 \sqrt{s}} \left(\frac{v(x)}{x} \left(x^2 - (1-\xi)(1-x) \right) + (1-\xi)(1-x - \frac{\xi}{2}) \frac{1}{x} \ln \frac{1+v(x)}{1-v(x)} \right) \quad (7)$$

where $v(x) = b\sqrt{1 - \frac{\xi}{1-x}}$. We identify $\xi = \frac{4m_{K^+}^2}{s}$ and $x = \frac{2\omega}{\sqrt{s}}$, $t = s(1-x) = m^2$ for convenience.

The interference between the amplitudes (2) and (6) gives the expression

$$\begin{aligned} \frac{d\Gamma_{int}}{dm} &= \frac{\alpha m g_{\phi K^+ K^-}}{\sqrt{4\pi\alpha s}} \text{Re} \left[g(m^2) \left(\frac{g_{f_0 K^+ K^-}^2}{D_{f_0}(m)} + \frac{g_{a_0 K^+ K^-}^2}{D_{a_0}(m)} \right) \right] \times \\ &\times \left\{ v(x) + \frac{\xi}{2} \ln \frac{1-v(x)}{1+v(x)} \right\} \end{aligned} \quad (8)$$

For the decay $\phi \rightarrow \gamma(f_0 + a_0) \rightarrow \gamma K^0 \bar{K}^0$, due to the destructive interference between the a_0 and f_0 mesons, we have the following expressions

$$\frac{d\Gamma_s}{dm} = \frac{m}{(2\pi)^3 36s\sqrt{s}} \left| g(m^2) \left(\frac{g_{f_0 K^0 \bar{K}^0}^2}{D_{f_0}(t)} - \frac{g_{a_0 K^0 \bar{K}^0}^2}{D_{a_0}(t)} \right) \right|^2 (s-t)b\sqrt{1 - \frac{4m_{K^0}^2}{m^2}} \quad (9)$$

$$\frac{d\Gamma_s}{dm} = \frac{m}{(2\pi)^3 36s\sqrt{s}} \left| g(m^2) \left(g_{R_0 K^0 \bar{K}^0} \sum_{RR'} G^{-1}(m) g_{R' K^0 \bar{K}^0} - \frac{g_{a_0 K^0 \bar{K}^0}^2}{D_{a_0}(m)} \right) \right|^2 (s-t)b\sqrt{1 - \frac{4m_{K^0}^2}{m^2}} \quad (10)$$

Let us consider the reaction $e^+e^- \rightarrow \phi \rightarrow (\gamma f_0 + \gamma a_0) \rightarrow \gamma K^+ K^-$, see Fig.3. The amplitude of the reaction is

$$M_{ee} = e\bar{u}\gamma^\mu u \frac{em_\phi^2}{f_\phi s D_\phi(s)} M_s^\mu \quad (11)$$

The differential cross-section is

$$\frac{d\sigma_\phi}{dm} = \frac{\alpha^2}{24\pi s^3} \left(\frac{m_\phi^2}{f_\phi} \right)^2 \frac{m}{|D_\phi(s)|^2} \left| g(m^2) \left(\frac{g_{f_0 K^+ K^-}^2}{D_{f_0}(m)} + \frac{g_{a_0 K^+ K^-}^2}{D_{a_0}(m)} \right) \right|^2 (s-t)\sqrt{1 - \frac{4m_{K^+}^2}{m^2}} \left(a + \frac{a^3}{3} \right) b \quad (12)$$

The coupling constants $g_{f_0 K^+ K^-}$ and f_ϕ are related to the widths in the following way:

$$\Gamma(f_0 \rightarrow K^+ K^-, m) = \frac{g_{f_0 K^+ K^-}^2 \sqrt{m^2 - 4m_{K^+}^2}}{24\pi m^2}, \quad \Gamma(V \rightarrow e^+ e^-, s) = \frac{4\pi\alpha^2}{3} \left(\frac{m_V^2}{f_V} \right)^2 \frac{1}{s\sqrt{s}}. \quad (13)$$

We introduce two symmetrical angle cuts: $-a \leq \cos \theta_\gamma \leq a$, where θ_γ is the angle between the photon momentum and the electron beam in the center of mass frame of the reaction under consideration and $-b \leq \cos \theta_{K\gamma} \leq b$, where $\theta_{K\gamma}$ is the angle between the photon and the K^+ meson momenta in the dikaon rest frame. Notice that the kaons are slow in our case, $\sqrt{1 - 4m_K^2/m^2} \leq 0.25$, which is why $\theta_{K\gamma}$ angle cut practically does not change the results (at $150^\circ > \theta_{K\gamma} > 30^\circ$ changes are within 13%) in contrast to the pion production [6,20].

The basic background to the process under study has come from the initial electron radiation (see Fig.3c) and the radiation from the final kaons (Fig.3b). The initial

state radiation does not interfere with the final state radiation and with the signal in the differential cross section integrated over all angles since the charged kaons are in the C=-1 state. This is true also when the angle cuts are symmetrical.

Introducing the symmetrical angle cuts considerably decreases the background from the initial state radiation because of the photons in this case are emitted along the beams mainly.

Let us consider the background related to the final state radiation. The amplitude of the process is

$$M_{fin} = e^2 \bar{u} \gamma^\mu u \frac{em_\phi^2}{f_\phi} \frac{1}{s D_\phi(s)} 2g_{\phi K^+ K^-} T^\mu. \quad (14)$$

It is convenient to give the differential cross section in the form [6,20]:

$$\begin{aligned} \frac{d\sigma_f}{dm} &= 2\sigma_0(s) \frac{m}{s} F(x, a, b) \\ F(x, a, b) &= \frac{2\alpha}{\pi(1-\xi)^{3/2}} \left\{ \frac{3}{2} \left(a - \frac{a^3}{3} \right) F_1 + \frac{3}{4} a(1-a^2) F_2 \right\} \\ F_1 &= \frac{1}{x} \left(x^2 - \frac{\xi(1-\xi)(1-x)}{(1-b^2)(1-x) + b^2\xi} \right) f(x) + (1-\xi) \left(1-x - \frac{\xi}{2} \right) \frac{1}{x} \ln \frac{1+f(x)}{1-f(x)} \\ F_2 &= \frac{1}{x} \left(\frac{\xi^2(x-1)}{(1-b^2)(1-x) + b^2\xi} + 2x - 2 - x^2 \right) f(x) + \xi \left(2-x - \frac{\xi}{2} \right) \frac{1}{x} \ln \frac{1+f(x)}{1-f(x)} \end{aligned} \quad (15)$$

where $f(x) = b\sqrt{1 - \frac{\xi}{1-x}}$. The nonradiative cross section $e^+e^- \rightarrow K^+K^-$ is:

$$\sigma_0(s) = \frac{\pi\alpha^2}{3s} (1-\xi)^{3/2} |F_\phi(s)|^2. \quad (16)$$

where $|F_\phi(s)|^2 = \left(\frac{g_{\phi K^+ K^-}}{f_\phi} \right)^2 \frac{m_\phi^4}{|D_\phi(s)|^2}$.

The interference between the amplitudes from Eqs. (11) and (14) is equal [6,20]

$$\begin{aligned} \frac{d\sigma_{int}}{dm} &= \frac{\alpha^3}{s^2} \left(\frac{g_{\phi K^+ K^-}}{f_\phi} \right) \left(\frac{mm_\phi^4}{f_\phi \sqrt{4\pi\alpha} |D_\phi|^2} \right) Re \left[\frac{g_{f_0 K^+ K^-}^2 - g(m^2)}{D_{f_0}(m)} + \frac{g_{a_0 K^+ K^-}^2 - g(m^2)}{D_{a_0}(m)} \right] \times \\ &\times \left\{ f(x) + \frac{\xi}{2} \ln \frac{1-f(x)}{1+f(x)} \right\} \left(a + \frac{a^3}{3} \right) \end{aligned} \quad (17)$$

In the similar way let us give the expression for the differential cross section of the initial state radiation [6,20].

$$\begin{aligned} \frac{d\sigma_i}{dm} &= 2\sigma_0(t) \frac{m}{s} H(x, a, b) \\ H(x, a, b) &= \frac{\alpha}{\pi} \left[\left(\frac{2(1-x) + x^2}{x} \ln \frac{1+a}{1-a} - ax \right) \left(\frac{3b}{2} - \frac{b^3}{2} \right) + \frac{3a(1-x)(b^3 - b)}{x} \right] \end{aligned} \quad (18)$$

Evaluating $H(x, a, b)$ we ignored the electron mass.

The total cross section of the one photon annihilation with the soft photon radiation and with the virtual corrections of order α is given by

$$\begin{aligned}\sigma(s) &= \tilde{\sigma}(s) \left\{ 1 + \frac{2\alpha}{\pi} \left[(L-1) \ln \frac{2\omega_{min}}{\sqrt{s}} + \frac{3}{4}L + \frac{\pi^2}{6} - 1 \right] \right\} \\ \tilde{\sigma}(s) &= (\sigma_\phi(s) + \sigma_{int}(s) + \sigma_i + \sigma_f) \frac{1}{|1 - \Pi(s)|^2}\end{aligned}\tag{19}$$

where ω_{min} is the minimal photon energy registered, $L = \ln \frac{s}{m_e^2}$ is the "main" logarithm.

The electron vacuum polarization of order α is

$$\Pi(s) = \frac{\alpha}{3\pi} \left(L - \frac{5}{3} \right)\tag{20}$$

where the contribution of muons and light hadrons is ignored.

For the propagator of the ϕ meson we use the expression:

$$D_\phi(s) = m_\phi^2 - s - is \frac{g_{\phi K^+ K^-}^2}{48\pi} \left[\left(1 - \frac{4m_{K^+}^2}{s} \right)^{3/2} + \frac{1}{Z(s)} \left(1 - \frac{4m_{K^0}^2}{s} \right)^{3/2} + 0.1 p_{\pi\rho}^3 \right]\tag{21}$$

where $g_{\phi K^+ K^-} = 4.68$, $p_{\pi\rho} = \sqrt{(s - (m_\pi - m_\rho)^2)(s - (m_\pi + m_\rho)^2)}/(2\sqrt{s})$, and the factor $Z(s) = 1 + \alpha\pi \frac{1+v^2}{2v}$, $v = (1 - \frac{4m_{K^+}^2}{s})^2$ takes into account the radiative correction $g_{\phi K^+ K^-}/Z(s) = g_{\phi K^0 \bar{K}^0}$, see details in [22].

For the scalar mesons propagators we use the expressions:

$$D_R(m^2) = m_R^2 - m^2 + \sum_{ab} g_{Rab} [Re P_R^{ab}(m_R^2) - P_R^{ab}(m^2)],\tag{22}$$

where $\sum_{ab} g_{Rab} [Re P_R^{ab}(m_R^2) - P_R^{ab}(m^2)] = \Pi_R(m^2) = \Pi_{RR}(m^2)$ takes into account the finite width corrections of the resonance which are the one loop contribution to the self-energy of the R resonance from the two-particle intermediate ab states. In the $q^2 \bar{q}^2$ model of the scalar particle and in the model of the $K\bar{K}$ molecule the f_0 and a_0 mesons are strongly coupled with the $K\bar{K}$ channel under threshold of which they are. The ordinary resonance expression of the propagator, in view of it, is changed considerably and the account of $\sum_{ab} g_{Rab} [Re P_R^{ab}(m_R^2) - P_R^{ab}(m^2)]$ corrections is necessary.

For the pseudoscalar ab mesons and $m_a \geq m_b$, $s > m_+^2$ one has [20,21,19]:

$$P_R^{ab}(m^2) = \frac{g_{Rab}}{16\pi} \left[\frac{m_+ m_-}{\pi m^2} \ln \frac{m_b}{m_a} + \right. \\ \left. + \rho_{ab} \left(i + \frac{1}{\pi} \ln \frac{\sqrt{m^2 - m_-^2} - \sqrt{m^2 - m_+^2}}{\sqrt{m^2 - m_-^2} + \sqrt{m^2 - m_+^2}} \right) \right] \quad (23)$$

For $m_- < m < m_+$

$$P_R^{ab}(m^2) = \frac{g_{Rab}}{16\pi} \left[\frac{m_+ m_-}{\pi m^2} \ln \frac{m_b}{m_a} - |\rho_{ab}(m)| + \right. \\ \left. + \frac{2}{\pi} |\rho_{ab}(m)| \arctan \frac{\sqrt{m_+^2 - m^2}}{\sqrt{m^2 - m_-^2}} \right]. \quad (24)$$

For $m < m_-$

$$P_R^{ab}(m^2) = \frac{g_{Rab}}{16\pi} \left[\frac{m_+ m_-}{\pi m^2} \ln \frac{m_b}{m_a} - \right. \\ \left. - \frac{1}{\pi} \rho_{ab}(m) \ln \frac{\sqrt{m_+^2 - m^2} - \sqrt{m_-^2 - m^2}}{\sqrt{m_+^2 - m^2} + \sqrt{m_-^2 - m^2}} \right]. \quad (25)$$

and

$$\rho_{ab}(m) = \sqrt{\left(1 - \frac{m_+^2}{m^2}\right)\left(1 - \frac{m_-^2}{m^2}\right)} \quad m_{\pm} = m_a \pm m_b \quad (26)$$

The constants g_{Rab} are related to the width

$$\Gamma(R \rightarrow ab, m) = \frac{g_{Rab}^2}{16\pi m} \rho_{ab}(m). \quad (27)$$

The function $g(m^2)$ has the following expression [1]. For $m < 2m_{K^+}$

$$g(m^2) = \frac{e}{2(2\pi)^2} g_{\phi K^+ K^-} \left\{ 1 + \frac{1 - \rho^2(m^2)}{\rho(m_\phi^2)^2 - \rho(m^2)^2} \times \right. \\ \left[2|\rho(m^2)| \arctan \frac{1}{|\rho(m^2)|} - \rho(m_\phi^2) \lambda(m_\phi^2) + i\pi \rho(m_\phi^2) - \right. \\ \left. - (1 - \rho^2(m_\phi^2)) \left(\frac{1}{4} (\pi + i\lambda(m_\phi^2))^2 - \right. \right. \\ \left. \left. - \left(\arctan \frac{1}{|\rho(m^2)|} \right)^2 \right) \right] \right\}, \quad (28)$$

where

$$\rho(m^2) = \sqrt{1 - \frac{4m_{K^+}^2}{m^2}} \quad \lambda(m^2) = \ln \frac{1 + \rho(m^2)}{1 - \rho(m^2)}. \quad (29)$$

For $m > 2m_{K^+}$

$$g(m^2) = \frac{e}{2(2\pi)^2} g_{\phi K^+ K^-} \left\{ 1 + \frac{1 - \rho^2(m^2)}{\rho(m_\phi^2)^2 - \rho(m^2)^2} \times \right. \\ \times \left[\rho(m^2)(\lambda(m^2) - i\pi) - \rho(m_\phi^2)(\lambda(m_\phi^2) - i\pi) - \right. \\ \left. \left. \frac{1}{4}(1 - \rho^2(m_\phi^2)) \left((\pi + i\lambda(m_\phi^2))^2 - (\pi + i\lambda(m^2))^2 \right) \right] \right\}. \quad (30)$$

We use the constant $g_{\phi K^+ K^-} = 4.68$ related to the width by following way:

$$\Gamma(\phi \rightarrow K^+ K^-) = \frac{1}{3} \frac{g_{\phi K^+ K^-}^2}{16\pi} m_\phi \rho(m_\phi^2)^3 \quad (31)$$

III. RESULTS.

To demonstrate we present the spectra for the $e^+e^- \rightarrow \gamma K^+ K^-$ reaction $d\sigma_\phi/dm + d\sigma_{int}/dm$ and $d\sigma_\phi/dm + d\sigma_{int}/dm + d\sigma_f/dm + d\sigma_i/dm$ on Fig. 4 and Fig. 5, using the constants obtained from our fitting of the SND data [17]:

$$g_{f_0 K^+ K^-} = 4.021 \pm 0.011 \text{ GeV}, \quad g_{f_0 \pi^0 \pi^0} = 1.494 \pm 0.021 \text{ GeV}, \quad m_{f_0} = 0.996 \pm 0.0013 \text{ GeV}, \\ g_{\sigma K^+ K^-} = 0, \quad g_{\sigma \pi^0 \pi^0} = 2.58 \pm 0.02 \text{ GeV}, \quad m_\sigma = 1.505 \pm 0.012 \text{ GeV}, \\ C = 0.622 \pm 0.04 \text{ GeV}^2, \quad g_{f_0 K^+ K^-}^2 / 4\pi = 1.29 \pm 0.017 \text{ GeV}^2. \quad (32)$$

and

$$m_{a_0} = 985.51 \pm 0.8 \text{ MeV} \\ g_{a_0 K^+ K^-} = 2.747 \pm 0.428 \text{ GeV}; \quad \frac{g_{a_0 K^+ K^-}^2}{4\pi} = 0.6 \pm 0.015 \text{ GeV}^2 \quad (33)$$

The branching ratio of the final state radiation decay $\phi \rightarrow \gamma K^+ K^-$ is $BR(\phi \rightarrow \gamma K^+ K^-, b = 0.955, 2m_K < m < 1.01 \text{ GeV}) = 9.41 \cdot 10^{-5}$. For the pure signal we have $BR(\phi \rightarrow \gamma(a_0 + f_0)\gamma K^+ K^-, b = 0.955, 2m_K < m < 1.01 \text{ GeV}) = 2.15 \cdot 10^{-6}$ and for the signal plus interference term we have $BR(\phi \rightarrow \gamma(a_0 + f_0)\gamma K^+ K^-, b = 0.955, 2m_K < m < 1.01 \text{ GeV}) = -1.54 \cdot 10^{-5}$. For comparison, the branching ratio for

the $\phi \rightarrow \gamma(a_0 + f_0) \rightarrow \gamma K^0 \bar{K}^0$, for this set of parameters is equal $BR(\phi \rightarrow \gamma(a_0 + f_0) \rightarrow \gamma K^0 \bar{K}^0, b = 1.0, 2m_{K_0} < m < m_\phi \text{ GeV}) = 4.36 \cdot 10^{-8}$.

On Fig. 6 and Fig. 7 we present the variant of the SND data fitting [9,10] without f_0 and σ mixing

$$\begin{aligned} m_{f_0} &= 0.9698 \pm 0.0045, \quad g_{f_0 K^+ K^-}^2 / 4\pi = 2.47 \pm_{0.51}^{0.73} \text{ GeV}^2 \\ g_{f_0 \pi^+ \pi^-}^2 / 4\pi &= 0.54 \pm_{0.08}^{0.09} \text{ GeV}^2, \end{aligned} \quad (34)$$

and

$$\begin{aligned} m_{a_0} &= 994 \pm_8^{33} \text{ MeV} \\ \frac{g_{a_0 K^+ K^-}^2}{4\pi} &= 1.05 \pm_{0.25}^{0.36} \text{ GeV}^2 \end{aligned} \quad (35)$$

Analogously, for the pure signal we have $BR(\phi \rightarrow \gamma(a_0 + f_0) \rightarrow \gamma K^+ K^-, b = 0.955, 2m_K < m < 1.01 \text{ GeV}) = 8.12 \cdot 10^{-7}$ and for the signal plus interference term we have $BR(\phi \rightarrow \gamma(a_0 + f_0) \rightarrow \gamma K^+ K^-, b = 0.955, 2m_K < m < 1.01 \text{ GeV}) = -9.58 \cdot 10^{-6}$. The branching ratio for the $\phi \rightarrow \gamma(a_0 + f_0) \rightarrow \gamma K^0 \bar{K}^0$, for this set of parameters is equal $BR(\phi \rightarrow \gamma(a_0 + f_0) \rightarrow \gamma K^0 \bar{K}^0, b = 1.0, 2m_{K_0} < m < m_\phi \text{ GeV}) = 1.29 \cdot 10^{-8}$.

It is seen from our analysis that the pictures are the same qualitatively for the both sets of parameters but the branching ratio for the signal plus interference is predicted to within 1.5 and the branching ratio for the pure signal is predicted to within 2.5.

IV. CONCLUSION

So, the analysis tells us that the research of the decays $\phi \rightarrow \gamma K^+ K^-$ in the processes $e^+ e^- \rightarrow \phi \rightarrow \gamma K^+ K^-$ and $\gamma N \rightarrow \phi N(\Delta) \rightarrow \gamma K^+ K^- N(\Delta)$ is the real problem that could be investigated in Novosibirsk at VEPP-2000, in Frascati at DAFNE, and in Newport News at Jefferson Laboratory. This research could give much information about the inner structure of the a_0 and f_0 mesons and allow to check the hypothesis of considerable $s\bar{s}$ part in the a_0 and f_0 mesons.

V. ACKNOWLEDGEMENT

We are thankful to V.V. Kulikov for a stimulating discussion. This work was supported in part by INTAS-RFBR, grant IR-97-232.

REFERENCES

- [1] N.N. Achasov, V.N. Ivanchenko, Nucl. Phys. B315, 465 (1989).
- [2] F.E. Close, N. Isgur and S. Kumano, Nucl. Phys. B389, 513 (1993).
- [3] N.N. Achasov, V.V. Gubin, Phys. Rev. D 56, 4084 (1997).
- [4] N.N. Achasov, V.V. Gubin, V.I. Shevchenko, Phys. Rev. D 56, 203 (1997).
- [5] J.L. Lucio, M. Napsuciale, Contribution to 3rd Workshop on Physics and Detectors for DAPHNE (DAPHNE 99), Frascati, Italy, 16-19 Nov 1999. hep-ph/0001136.
- [6] N.N. Achasov, V.V. Gubin, Phys. Rev. D 57, 1987 (1998).
- [7] M.N. Achasov et al., Phys. Lett. B438, 441 (1998).
- [8] M.N. Achasov et al., Phys. Lett. B440, 442 (1998), hep-ex/9807016.
- [9] M.N. Achasov et al., Phys. Lett. B479, 53 (2000), hep-ex/0003031
- [10] M.N. Achasov et al., Phys. Lett. B485, 349 (2000), hep-ex/0005017
- [11] R.R. Akhmetshin et al., Phys. Lett. B462, 380 (1999).
- [12] R.L. Jaffe, Phys. Rev. D15, 267, 281 (1977).
- [13] N.N. Achasov, S.A. Devyanin and G.N. Shestakov, Usp. Fiz. Nauk. 142, 361 (1984)
[Sov. Phys. Usp. 27, 161 (1984)].
- [14] N.N. Achasov, G.N. Shestakov, Usp. Fiz. Nauk. 161, 53 (1991)[Sov. Phys. Usp. 347, 471
(1991)].
- [15] N.N. Achasov, Usp. Fiz. Nauk. 168, 1257 (1998) [Phys. Usp. 41, 1149 (1998)];
hep-ph/9904223;
Nucl. Phys. A 675, 279c (2000).
- [16] O. Black, A. Fariborz, F. Sannino, J. Schechter, Phys.Rev. D 59, 074026 (1999)

- [17] N.N. Achasov and V.V. Gubin, Phys. Rev. D63, 094007 (2001).
- [18] J.L. Lucio M., M. Napsuciale, Nucl. Phys. B440 (1995) 237.
- [19] N.N. Achasov, *THE SECOND DAΦNE PHYSICS HANDBOOK*, Vol. II, edited by L. Maiani, G. Pancheri, N. Paver, dei Laboratory Nazionali di Frascati, Frascati, Italy (May 1995), p. 671.
- [20] N.N. Achasov, V.V. Gubin, E.P. Solodov, Phys.Rev.D 55, 2672 (1997)
- [21] N.N. Achasov, S.A. Devyanin and G.N. Shestakov, Usp. Fiz. Nauk. **142**, 361 (1984)[Sov. Phys. Usp. 27, 161 (1984)]; Yad. Fiz. 32, 1098 (1980) [Sov. J. Nucl. Phys. 32, 566 (1980)].
- [22] M.N. Achasov et al., Phys. Rev. D63, 072002 (2001).

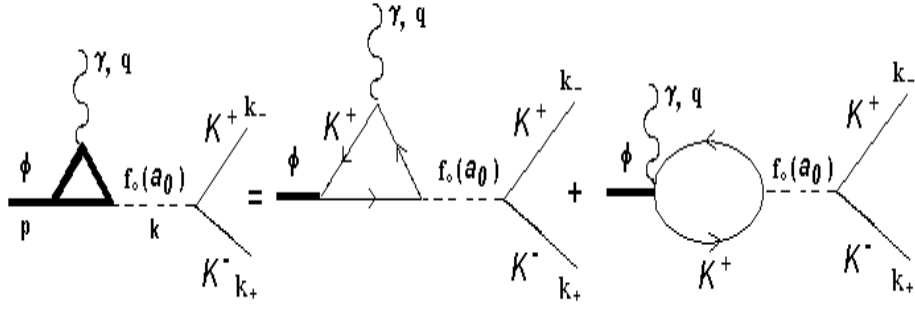


FIG. 1. Diagrams of the K^+K^- loop model.

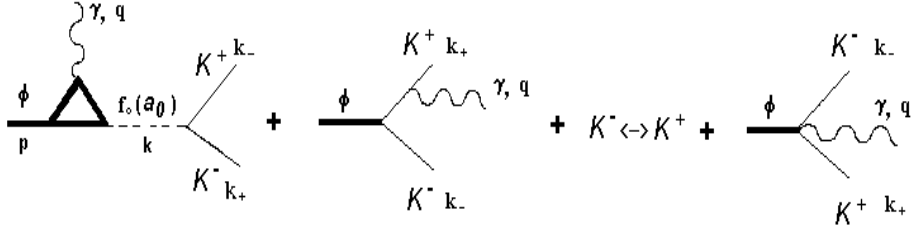


FIG. 2. Diagrams of the signal $\phi \rightarrow \gamma K^+ K^-$ and background processes.

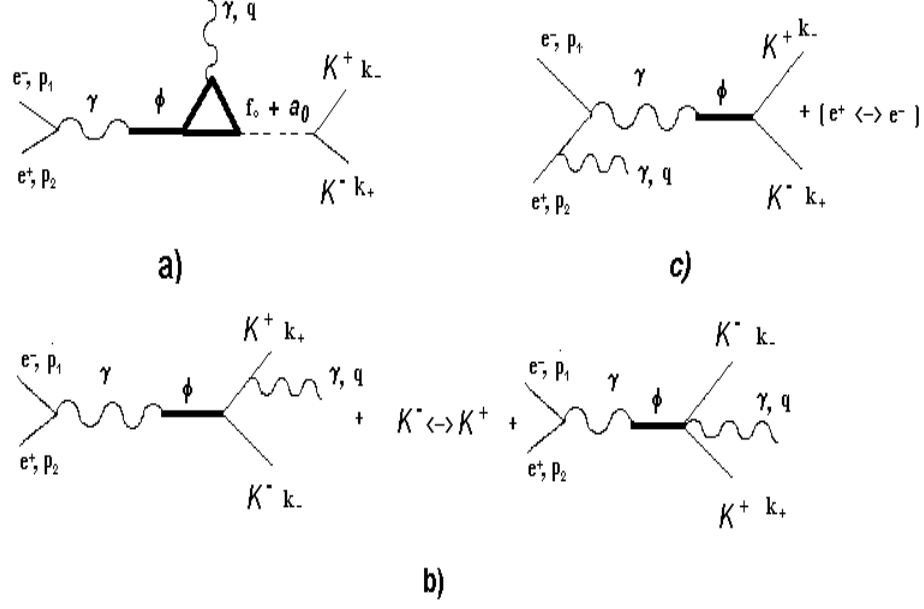


FIG. 3. Diagrams of the signal $e^+e^- \rightarrow \phi \rightarrow \gamma K^+ K^-$ and background processes.

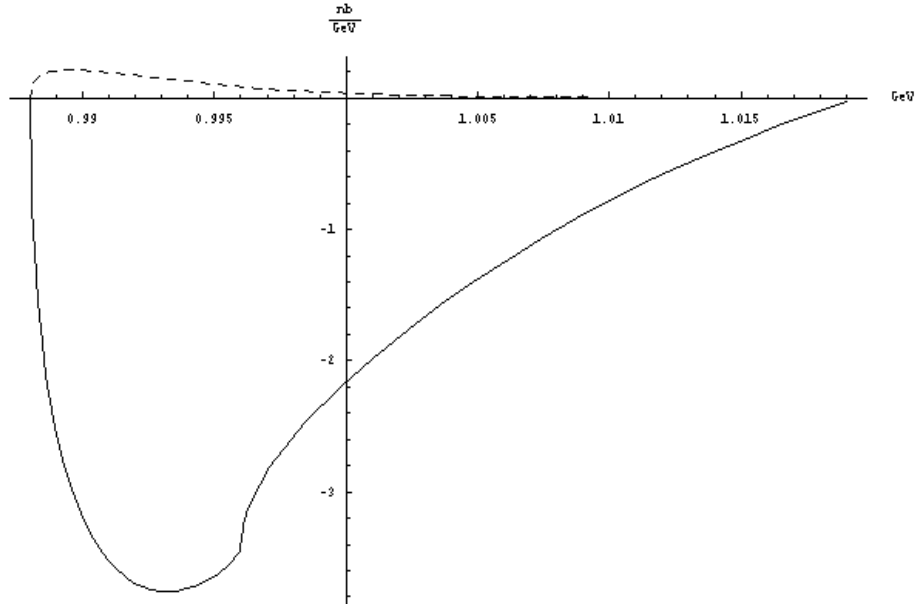


FIG. 4. The solid line is the $e^+e^- \rightarrow \gamma K^+ K^-$ differential cross section $d\sigma_\phi/dm + d\sigma_{int}/dm$, see text. The dashed line is the differential cross section of the signal $d\sigma_\phi/dm$, see Eq.(12). The angle cuts are $a=0.7$, $b=0.955$.

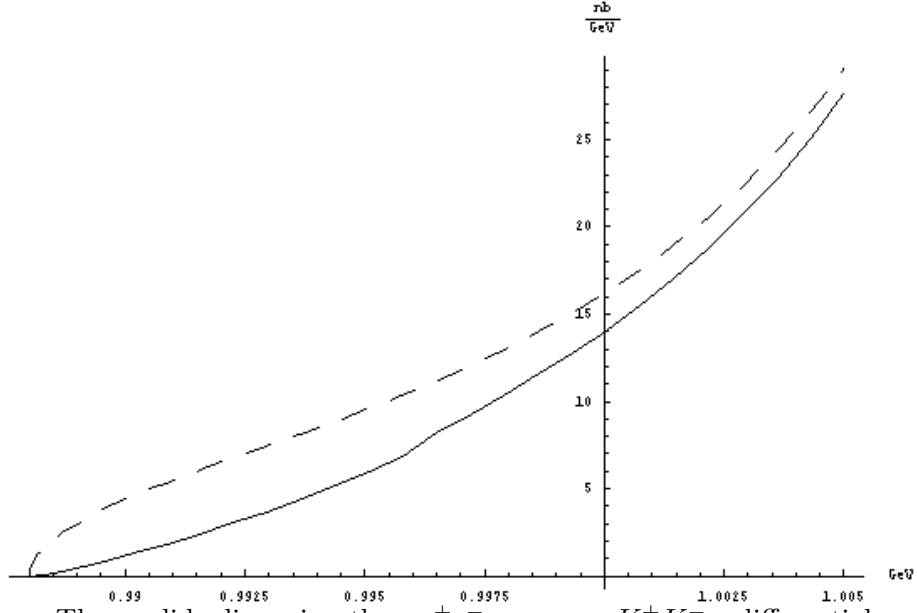


FIG. 5. The solid line is the $e^+e^- \rightarrow \gamma K^+ K^-$ differential cross section $d\sigma_\phi/dm + d\sigma_{int}/dm + d\sigma_f/dm + d\sigma_i/dm$, see text. The dashed line is the differential cross section of the background $d\sigma_f/dm + d\sigma_i/dm$, see text. The angle cuts are $a=0.7$, $b=0.955$.

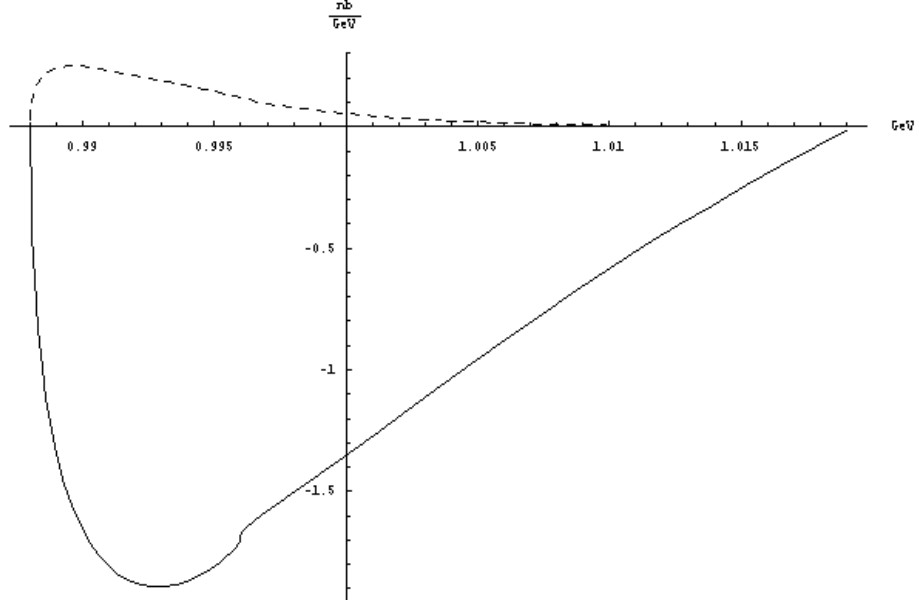


FIG. 6. The solid line is the $e^+e^- \rightarrow \gamma K^+ K^-$ differential cross section $d\sigma_\phi/dm + d\sigma_{int}/dm$, see text. The dashed line is the $e^+e^- \rightarrow \gamma K^+ K^-$ differential cross section of the signal $d\sigma_\phi/dm$, see Eq.(12). The angle cuts are $a=0.7$, $b=0.955$.

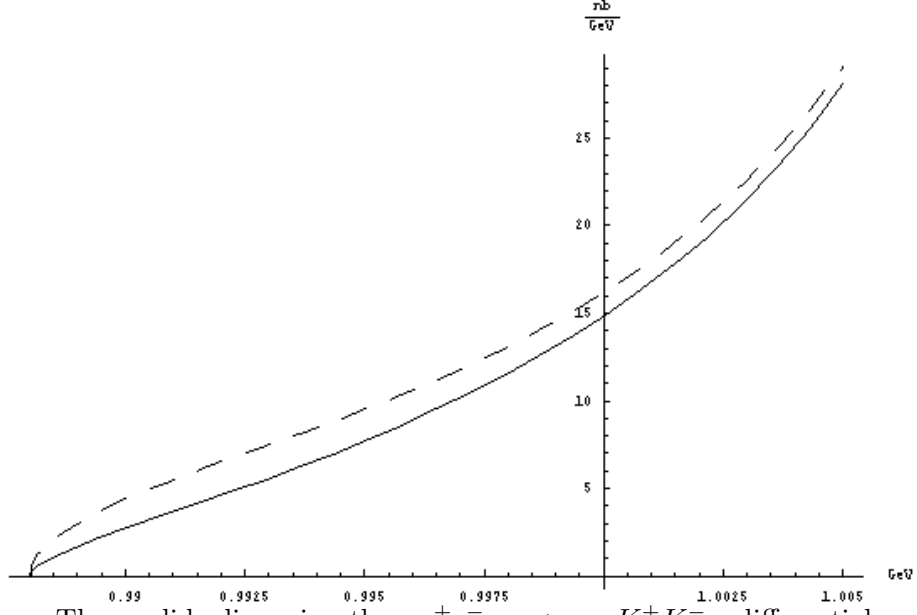


FIG. 7. The solid line is the $e^+e^- \rightarrow \gamma K^+ K^-$ differential cross section $d\sigma_\phi/dm + d\sigma_{int}/dm + d\sigma_f/dm + d\sigma_i/dm$, see text. The dashed line is the $e^+e^- \rightarrow \gamma K^+ K^-$ differential cross section of the background $d\sigma_f/dm + d\sigma_i/dm$, see text. The angle cuts are $a=0.7$, $b=0.955$.