

DPNU-01-02  
 OCHA-PP-173  
 IPPP/01/29  
 DCPT/01/58

## $B \rightarrow K\eta^{(\prime)}$ decay in perturbative QCD

E. Kou<sup>1,2,3 \*</sup> and A. I. Sanda<sup>1 †</sup>

1) *Physics Department, Nagoya University, Nagoya 464-8602, Japan*

2) *Department of Physics, Ochanomizu University, Tokyo 112-8610, Japan*

3) *Institute of Particle Physics Phenomenology, University of Durham, Durham, DH1 3LE, U.K.*

### Abstract

We compute  $B \rightarrow K\eta^{(\prime)}$  branching ratio using perturbative QCD approach. We show that a triangular relation among amplitudes for  $B^0 \rightarrow K^0\pi^0$ ,  $B^0 \rightarrow K^0\eta$ ,  $B^0 \rightarrow K^0\eta'$  receives large corrections from  $SU(3)$  breaking effects. If experimental value will come closer to the lower limit of the present BELLE data there will be a possibility to understand the large branching ratio of  $B^0 \rightarrow K^0\eta'$ . Otherwise, we perhaps need to modify our understanding of  $\eta'$  meson, for example, inclusion of a possible admixture of gluonium state.

---

\* e-mail address: Emi.Kou@durham.ac.uk

† e-mail address: sanda@eken.phys.nagoya-u.ac.jp

Three years has passed since CLEO announced an unexpectedly large branching ratio for  $B \rightarrow K\eta'$  decays [1]:

$$Br(\bar{B}^0 \rightarrow \bar{K}^0\eta') = (89_{-16}^{+18} \pm 9) \times 10^{-6} \quad (1)$$

BELLE also reported their results in *BCP4* conference, [2]:

$$Br(\bar{B}^0 \rightarrow \bar{K}^0\eta') = (64_{-20}^{+25+10}) \times 10^{-6} \quad (2)$$

Various theoretical suggestions have been made to understand the large branching ratio. While new physics contributions were discussed [3, 4] we feel that better understanding of the standard model calculation of the branching ratio is necessary. In Ref. [5], it was shown that there is a possible choice of theoretical parameters involving form factors, CKM parameters, nonfactorizable contribution and decay constants of  $\eta - \eta'$  system which gives a branching ratio consistent with the experimental data. A  $SU(3)$  relation which is independent of most of the above mentioned uncertainties has been derived [6, 7, 8]:

$$-3\sqrt{2}A(B^0 \rightarrow K^0\pi^0) + 4\sqrt{3}A(B^0 \rightarrow K^0\eta) = \sqrt{6}A(B^0 \rightarrow K^0\eta'). \quad (3)$$

Considering the CLEO measurement [9]  $Br(\bar{B}^0 \rightarrow \bar{K}^0\pi^0) = (14.6_{-5.1}^{+5.9+2.4}) \times 10^{-6}$  and theoretical expectation that  $|A(B^0 \rightarrow K^0\eta)|$  is small, the observed value for  $\bar{B}^0 \rightarrow \bar{K}^0\eta'$  in Eq. (1) seems to be too large. This relation also exclude theoretical mechanisms which make  $Br(\bar{B}^0 \rightarrow \bar{K}^0\pi^0)$  increase simultaneously with  $Br(\bar{B}^0 \rightarrow \bar{K}^0\eta')$ , for instance, explanations by large Wilson coefficients with new physics effects, large input parameters like form factors, the CKM parameters, etc.

In this letter, we perform calculation of the branching ratio by using perturbative QCD (pQCD) approach and examine the  $B \rightarrow K\eta'$  problem. The  $SU(3)$  breaking effect is included through the decay constants and the wave function in pQCD approach and as a result, Eq. (3) is modified. We also give a theoretical estimate of color suppressed penguin contributions with which one expects to enhance the branching ratio only for  $B^0 \rightarrow K^0\eta^{(\prime)}$ . We use the  $\eta - \eta'$  mixing angle and the definition of the decay constant in  $\eta - \eta'$  system which include recent improvements.

Recently, there have been some progress in understanding the  $\eta - \eta'$  system. In 80's,  $\eta'$  gluonic admixture was examined in Ref. [10]. A simple description of  $\eta - \eta'$  states was introduced in the literature,

$$|\eta\rangle = X_\eta \left| \frac{u\bar{u} + d\bar{d}}{\sqrt{2}} \right\rangle + Y_\eta |s\bar{s}\rangle \quad (4)$$

$$|\eta'\rangle = X_{\eta'} \left| \frac{u\bar{u} + d\bar{d}}{\sqrt{2}} \right\rangle + Y_{\eta'} |s\bar{s}\rangle + Z_{\eta'} |gluonium\rangle, \quad (5)$$

where  $X_{\eta^{(\prime)}}$ ,  $Y_{\eta^{(\prime)}}$  and  $Z_{\eta^{(\prime)}}$  parameters represent the ratios of  $u\bar{u} + d\bar{d}$ ,  $s\bar{s}$  and gluonium component of  $\eta^{(\prime)}$ , respectively. This work was updated by one of the authors [11] recently. In this work, the gluonium content of  $\eta'$  is reanalysed using all available radiative light meson decays and a result

$$\frac{Z_{\eta'}}{X_{\eta'} + Y_{\eta'} + Z_{\eta'}} \leq 0.26 \quad (6)$$

is obtained, which indicates that 26% of gluonic admixture in  $\eta'$  is still possible.

Ignoring the small tree contribution, we can write the amplitudes of  $B^0 \rightarrow K^0 \pi^0$  and  $B^0 \rightarrow K^0 \eta^{(\prime)}$  decays as:

$$A(B^0 \rightarrow K^0 \pi) = -1/\sqrt{2} P_d \quad (7)$$

$$A(B^0 \rightarrow K^0 \eta) = X_\eta/\sqrt{2} P_d + Y_\eta P_s + P \quad (8)$$

$$A(B^0 \rightarrow K^0 \eta') = X_{\eta'}/\sqrt{2} P_d + Y_{\eta'} P_s + P', \quad (9)$$

where  $P_{d(s)}$  includes color allowed  $bsd\bar{d}(s\bar{s})$  penguin and annihilation penguin contributions and  $P^{(\prime)}$  is  $SU(3)$  singlet contribution. We depict the corresponding diagrams in Fig.1.

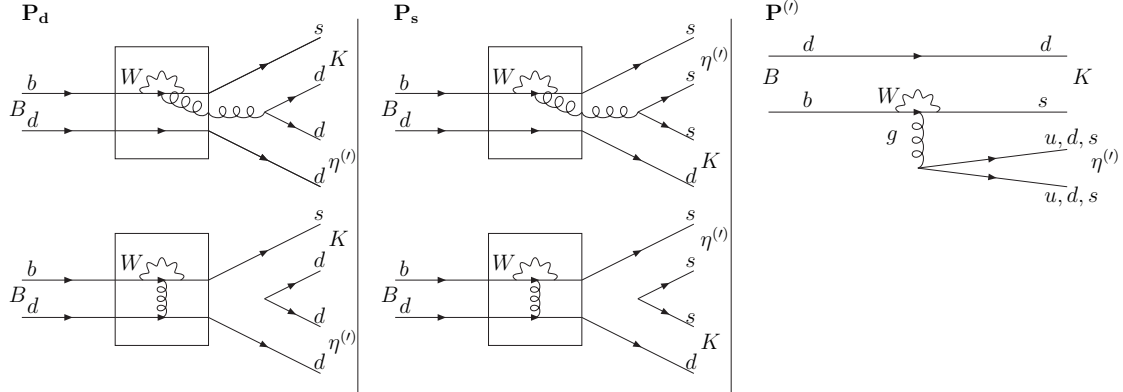


Figure 1: Diagrams for  $bsd\bar{s}$  penguin,  $P_d$ ,  $bss\bar{s}$  penguin,  $P_s$  and  $SU(3)$  singlet penguin,  $P'$  contributions

Here we introduce a parameter  $r$  which represents the  $SU(3)$  breaking effect:

$$P_s = r P_d \quad (10)$$

and a parameter  $s^{(\prime)}$  which represents the ratio between  $P^{(\prime)}$  and  $P_s$ :

$$P = s P_s, \quad P' = s' P_s. \quad (11)$$

Using these parameters, Eqs. (7-9) lead to  $SU(3)$  relation in general form

$$A(B^0 \rightarrow K^0 \eta) = -(X_\eta + r\sqrt{2}Y_\eta + r\sqrt{2}s)A(B^0 \rightarrow K^0 \pi^0) \quad (12)$$

$$A(B^0 \rightarrow K^0 \eta') = -(X_{\eta'} + r\sqrt{2}Y_{\eta'} + r\sqrt{2}s')A(B^0 \rightarrow K^0 \pi^0). \quad (13)$$

Now, let us examine what it takes to obtain Eq. (3). The following assumptions must be applied:

- Assume that  $\eta'$  does not have the gluonic content ( $Z_{\eta'} = 0$ ),  $X_{\eta(\eta')}$  and  $Y_{\eta(\eta')}$  are related to the pseudoscalar mixing angles as

$$\begin{pmatrix} \eta \\ \eta' \end{pmatrix} = \begin{pmatrix} \cos \alpha_p & -\sin \alpha_p \\ \sin \alpha_p & \cos \alpha_p \end{pmatrix} \begin{pmatrix} \frac{u\bar{u}+d\bar{d}}{\sqrt{2}} \\ s\bar{s} \end{pmatrix}. \quad (14)$$

Also,  $\eta$  and  $\eta'$  states are expressed by singlet state  $\eta_1$  and octet state  $\eta_8$  as

$$\begin{pmatrix} \eta \\ \eta' \end{pmatrix} = \begin{pmatrix} \cos \theta_p & -\sin \theta_p \\ \sin \theta_p & \cos \theta_p \end{pmatrix} \begin{pmatrix} \eta_8 \\ \eta_1 \end{pmatrix}, \quad (15)$$

where  $\eta_8 = (u\bar{u} + d\bar{d} - 2s\bar{s})/\sqrt{6}$  and  $\eta_1 = (u\bar{u} + d\bar{d} + s\bar{s})/\sqrt{3}$ .  $\alpha_p$  can be written in terms of the pseudoscalar mixing angle  $\theta_p$  as  $\alpha_p = \theta_p - \theta_I + \frac{\pi}{2}$  with the ideal mixing  $\theta_I = \arctan(1/\sqrt{2})$ . The known range of value for  $\theta_p$  is  $-20^\circ$  to  $-10^\circ$ . To obtain Eq. (3), the angle  $\alpha_p$  is fixed as  $\cos \alpha_p = \sqrt{2}/\sqrt{3}$  and  $\sin \alpha_p = 1/\sqrt{3}$ , which corresponds to  $\theta_p \approx -19.4^\circ$ . We should remind the reader that we are taking a value of  $\theta_p$  which is at the edge of the allowed region. While we stretched the error bar to allow the region  $\theta_p \sim -20^\circ$ , the experimental data for  $\omega \rightarrow \eta\gamma$  decay and  $\eta \rightarrow \gamma\gamma$  decay exclude the larger value of  $|\theta_p| \sim 19^\circ$ . Best fit range is given as  $-17^\circ$  to  $-10^\circ$  in [11].

- $SU(3)$  symmetry is exact in a sense of  $P_d = P_s$ , which corresponds to  $r = 1$ .
- The ratio of the  $SU(3)$  flavor singlet contribution to  $B \rightarrow K\eta$  and  $B \rightarrow K\eta'$  is written as  $s'/s = -\cos \theta_p / \sin \theta_p$ , which is extracted from the ratio of the  $SU(3)$  singlet component of  $\eta$  and  $\eta'$  states in Eq. (15). Note that the new definition of the decay constant in  $\eta - \eta'$  system is not considered to obtain this relation.

We would like to point out whether the experimental value Eq.(1) is inconsistent with Eq. (3) depends crucially on the assumptions above. Looking at the  $SU(3)$  relation in general form in Eq. (13), we see that the amplitude of  $B^0 \rightarrow K^0\eta'$  can be enhanced by large  $r$  and  $s'$ . And in fact, slightly changing the above assumptions, we can easily have the branching ratio of  $B^0 \rightarrow K^0\eta'$  as large as the experimental data. For example, if we choose  $r = 1.1$  and  $\theta_p = -10^\circ$ , keep the relation  $s'/s = -\cos \theta_p / \sin \theta_p$  and take  $Br(B^0 \rightarrow K^0\pi^0) = 15 \times 10^{-6}$  and  $Br(B^0 \rightarrow K^0\eta) = 0$ , Eqs. (12) and (13) give

$$Br(B^0 \rightarrow K^0\eta') = 84 \times 10^{-6}. \quad (16)$$

We insist that there is a necessity to examine  $SU(3)$  breaking corrections to the values  $r$ ,  $s$  and  $s'$  before we conclude that experimental data is too large.

The large prediction in Eq. (16) is also caused by our fixing  $Br(B^0 \rightarrow K^0 \eta)$ , which leads to large  $s'$  through  $s'/s = -\cos \theta_p / \sin \theta_p$ . We evaluate these  $SU(3)$  breaking parameters as well as the branching ratio of  $\bar{B}^0 \rightarrow \bar{K}^0 \eta'$  and  $\bar{B}^0 \rightarrow \bar{K}^0 \eta$  processes in pQCD approach.

Now let us explain our calculation of  $\bar{B}^0 \rightarrow \bar{K}^0 \eta^{(\prime)}$  decay in pQCD approach. The pQCD approach is developed to give more precise theoretical prediction beyond vacuum saturation approximation [12, 13]. In pQCD approach, the amplitude of  $B^0 \rightarrow K^0 \eta^{(\prime)}$  is given as (see also Fig. 2):

$$\begin{aligned} M(\bar{B}^0 \rightarrow \bar{K}^0 \eta^{(\prime)}) &= \frac{M_B^2 G_F}{2\sqrt{2}} \{ V_t f_K \frac{X_{\eta^{(\prime)}}}{\sqrt{2}} F_e^I + V_t f_y Y_{\eta^{(\prime)}} F_e^{II} \\ &+ V_t (f_x \frac{X_{\eta^{(\prime)}}}{\sqrt{2}} \xi + f_x \frac{X_{\eta^{(\prime)}}}{\sqrt{2}} + f_y Y_{\eta^{(\prime)}}) F_e^{III} \\ &- V_u f_x \frac{X_{\eta^{(\prime)}}}{\sqrt{2}} F_e^{IV} + V_t f_B \frac{X_{\eta^{(\prime)}}}{\sqrt{2}} F_a^A + V_t f_B Y_{\eta^{(\prime)}} F_a^B \}, \end{aligned} \quad (17)$$

where  $\xi$  is a correction factor which represents the difference between electric penguin contributions of  $bsu\bar{u}$  and  $bsd\bar{d}(bss\bar{s})$  penguin diagrams. (Brief description of pQCD calculation of the form factor is given in Appendix.) In our

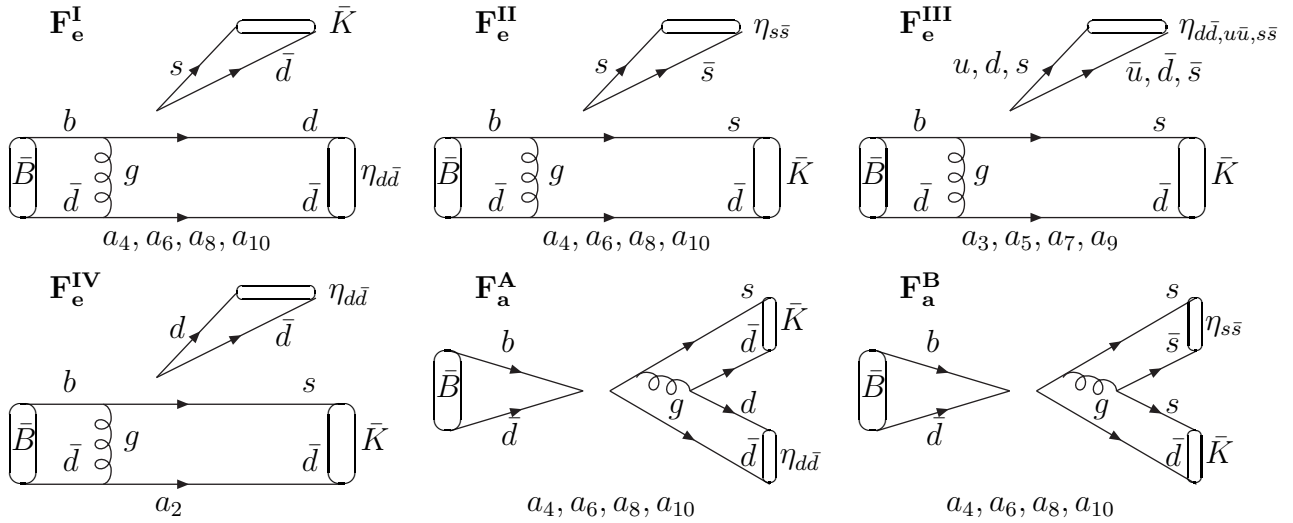


Figure 2: Contributing diagrams

notation,  $F_e^i$  ( $i = I \sim IV$ ) represents penguin diagram and  $F_a^i$  ( $i = A, B$ ) represents annihilation penguin diagram. The correspondence between Eq. (9) and (17) is as follows:

$$P_d = \frac{M_B^2 G_F}{2\sqrt{2}} V_t (f_K F_e^I + f_B F_a^A) \quad (18)$$

$$P_s = \frac{M_B^2 G_F}{2\sqrt{2}} V_t (f_K F_e^{II} + f_B F_a^B) \quad (19)$$

$$P = \frac{M_B^2 G_F}{2\sqrt{2}} V_t (f_x \frac{X_\eta}{\sqrt{2}} \xi + f_x \frac{X_\eta}{\sqrt{2}} + f_y Y_\eta) F_e^{III} \quad (20)$$

$$P' = \frac{M_B^2 G_F}{2\sqrt{2}} V_t (f_x \frac{X_{\eta^{(\prime)}}}{\sqrt{2}} \xi + f_x \frac{X_{\eta^{(\prime)}}}{\sqrt{2}} + f_y Y_{\eta^{(\prime)}}) F_e^{III}. \quad (21)$$

Note that we also have additional contribution from nonfactorizable diagrams (see, Fig. 3), which is not calculated in vacuum saturation approximation but can be calculable in pQCD approach. However, we found that nonfactorizable contributions for the branching ratio of  $\bar{B}^0 \rightarrow \bar{K}^0 \eta^{(\prime)}$  decays are small.

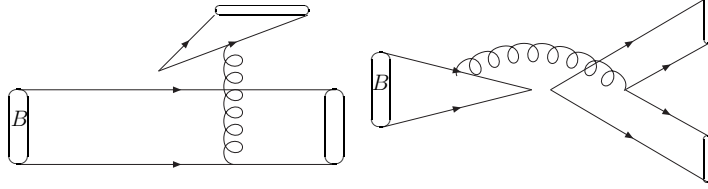


Figure 3: Nonfactorizable contribution

As is mentioned in introduction, we use a new definition of the decay constant in  $\eta - \eta'$  system, which is the so-called decay constant at non-anomaly limit [14–16]:

$$if_x p_\mu = \langle 0 | (u \gamma^\mu \gamma_5 \bar{u} + d \gamma^\mu \gamma_5 \bar{d}) / \sqrt{2} | \frac{u\bar{u} + d\bar{d}}{\sqrt{2}} \rangle \quad (22)$$

$$if_y p_\mu = \langle 0 | s \gamma^\mu \gamma_5 \bar{s} | s\bar{s} \rangle. \quad (23)$$

For the value of  $f_x$  and  $f_y$ , we use the ones that are given in [14] where isospin symmetry is assumed for  $f_x$  and  $SU(3)$  breaking effect is included for  $f_y$ :

$$f_x = f_\pi, \quad f_y = \sqrt{2f_K^2 - f_\pi^2}. \quad (24)$$

These values are translated to the values in the two mixing angle method, which is often used in vacuum saturation approach as:

$$f_8 = 169 \text{ MeV}, \quad f_1 = 151 \text{ MeV}, \quad (25)$$

$$\theta_8 = -28.9^\circ (-18.9^\circ), \quad \theta_1 = -10.1^\circ (-0.1^\circ), \quad (26)$$

where the pseudoscalar mixing angle  $\theta_p$  is taken as  $-20^\circ$  ( $-10^\circ$ ). The wave function for  $d\bar{d}$  components in  $\eta^{(\prime)}$  and K meson are given as:

$$\Psi_{\eta_{d\bar{d}}}(P, x, \zeta) \equiv \not{P} \phi_{\eta_{d\bar{d}}}^A(x) + m_0^{\eta_{d\bar{d}}} \phi_{\eta_{d\bar{d}}}^P(x) + \zeta m_0^{\eta_{d\bar{d}}} (\not{p} \not{\gamma} - v \cdot n) \phi_{\eta_{d\bar{d}}}^{\sigma'}(x) \quad (27)$$

$$\Psi_K(P, x, \zeta) \equiv \not{P} \phi_K^A(x) + m_0^K \phi_K^P(x) + \zeta m_0^K (\not{p} \not{\gamma} - v \cdot n) \phi_K^{\sigma'}(x), \quad (28)$$

where  $P$  and  $x$  are the momentum and the momentum fraction of  $\eta_{d\bar{d}(K)}$ , respectively. The parameter  $\zeta$  is either  $+1$  or  $-1$  depending on the assignment of the momentum fraction  $x$ .  $\phi_{\eta_{d\bar{d}(K)}}^A$ ,  $\phi_{\eta_{d\bar{d}(K)}}^P$  and  $\phi_{\eta_{d\bar{d}(K)}}^{\sigma'}$  represent the axial

vector, pseudoscalar and tensor components of the wave function, respectively, for which we utilize the result from the Light-Cone sum rule [17]. (Detailed form of the wave functions are given in Appendix.) For the wave functions of the  $u\bar{u}$  and  $s\bar{s}$  components in  $\eta'$ , we use the same one as  $d\bar{d}$ 's but  $m_0^{d\bar{d}}$ . The parameters  $m_0^i$  ( $i = \eta_{d\bar{d}(u\bar{u})}, \eta_{s\bar{s}}, K$ ) are defined as:

$$\begin{aligned} m_0^{\eta_{d\bar{d}(u\bar{u})}} &\equiv \frac{m_\pi^2}{(m_u + m_d)}, & m_0^{\eta_{s\bar{s}}} &\equiv \frac{2M_K^2 - m_\pi^2}{(2m_s)}, \\ m_0^K &\equiv \frac{M_K^2}{m_{d(u)} + m_s}. \end{aligned} \quad (29)$$

We see that the  $SU(3)$  breaking effects are included through the decay constants and the wave functions in Eq. (24) and Eq. (29), respectively. Exact symmetry breaking of  $SU(3)$  which is assumed in Eq. (3) is recovered by

$$f_x = f_y = f_K, \quad (30)$$

$$m_0^{\eta_{d\bar{d}(u\bar{u})}} = m_0^{s\bar{s}} = m_0^K. \quad (31)$$

Now we show our numerical results. The computed amplitude of each diagram in Fig. 2 is given in Table 1, which leads to branching ratios

$$Br(\bar{B}^0 \rightarrow \bar{K}^0 \eta') = 18(16) \times 10^{-6} \quad (32)$$

$$Br(\bar{B}^0 \rightarrow \bar{K}^0 \eta) = 0.44(1.9) \times 10^{-6}, \quad (33)$$

for the pseudoscalar mixing angle  $\theta_p = -20^\circ(-10^\circ)$ . The parameters used in the computation are listed below:

$$\begin{aligned} G_F &= 1.16639 \times 10^{-5} \text{GeV}^{-2}, \Lambda_{\bar{M}S}^{(4)} = 250 \text{ MeV}, \alpha_s(M_Z) = 0.117, \alpha_{em} = 1/129, \\ \tau_{B^0} &= 1.56 \text{ps}, \lambda = 0.2196, A = 0.819, R_b = \sqrt{\rho^2 + \eta^2} = 0.38, \phi_3 = 90^\circ, \\ M_W &= 80.2 \text{ GeV}, M_B = 5.28 \text{ GeV}, m_t = 170 \text{ GeV}, m_b = 4.8 \text{ GeV}, \\ f_B &= 190 \text{ MeV}, f_K = 160 \text{ MeV}, f_\pi = 130 \text{ MeV}, \\ m_u &= 4.5 \text{ MeV}, m_d = 8.1 \text{ MeV}, m_s = 140 \text{ MeV} \end{aligned}$$

With same set of parameters, we obtain theoretical prediction for  $\bar{B}^0 \rightarrow \bar{K}^0 \pi^0$  as  $Br(\bar{B}^0 \rightarrow \bar{K}^0 \pi^0) = 9.5 \times 10^{-6}$ .

Since we observe a large imaginary part in our calculation which comes from annihilation diagrams we need to rewrite the  $SU(3)$  relation of general form in Eqs. (12) and (13) more precisely. Again ignoring the small amount of tree contribution, we obtain:

$$\text{Re}A(B^0 \rightarrow K^0 \eta) = -(X_\eta + r\sqrt{2}Y_\eta + r\sqrt{2}s)\text{Re}A(B^0 \rightarrow K^0 \pi^0) \quad (34)$$

$$\text{Re}A(B^0 \rightarrow K^0 \eta') = -(X_{\eta'} + r\sqrt{2}Y_{\eta'} + r\sqrt{2}s')\text{Re}A(B^0 \rightarrow K^0 \pi^0) \quad (35)$$

$$\text{Im}A(B^0 \rightarrow K^0 \eta) = -(X_\eta + r'\sqrt{2}Y_\eta)\text{Im}A(B^0 \rightarrow K^0 \pi^0) \quad (36)$$

$$\text{Im}A(B^0 \rightarrow K^0 \eta') = -(X_{\eta'} + r'\sqrt{2}Y_{\eta'})\text{Im}A(B^0 \rightarrow K^0 \pi^0) \quad (37)$$

$f_K \frac{X_{\eta'}}{\sqrt{2}} F_e^I$	-1.57 (-1.93)	$f_K \frac{X_\eta}{\sqrt{2}} F_e^I$	-2.26 (-1.95)
$f_y Y_{\eta'} F_e^{II}$	-4.03 (-3.50)	$f_y Y_\eta F_e^{II}$	2.81 (3.50)
$(f_x X_{\eta'}/\sqrt{2}\xi + f_x X_{\eta'}/\sqrt{2} + f_y Y_{\eta'}) F_e^{III}$	2.16 (2.15)	$(f_x X_\eta/\sqrt{2}\xi + f_x X_\eta/\sqrt{2} + f_y Y_\eta) F_e^{III}$	0.120 (-0.266)
$\frac{V_u}{V_t} f_x \frac{X_{\eta'}}{\sqrt{2}} F_e^{IV}$	$i0.0334 (i0.0411)$	$\frac{V_u}{V_t} \frac{X_\eta}{\sqrt{2}} F_e^{IV}$	$i0.0481 (i0.0417)$
$f_B \frac{X_{\eta'}}{\sqrt{2}} \text{Re} F_a^A$	0.133 (0.163)	$f_B \frac{X_\eta}{\sqrt{2}} \text{Re} F_a^A$	0.191 (0.165)
$f_B \frac{X_{\eta'}}{\sqrt{2}} \text{Im} F_a^A$	0.734 (0.902)	$f_B \frac{X_\eta}{\sqrt{2}} \text{Im} F_a^A$	1.06 (0.915)
$f_B Y_{\eta'} \text{Re} F_a^B$	0.494 (0.428)	$f_B Y_\eta \text{Re} F_a^B$	-0.343 (-0.428)
$f_B Y_{\eta'} \text{Im} F_a^B$	2.00 (1.74)	$f_B Y_\eta \text{Im} F_a^B$	-1.39 (-1.74)

Table 1: The numerical result for each term in Eq. (17) for  $\theta_p = -20^\circ(-10^\circ)$ . The values are factored out by  $10^4 V_t$ .

where

$$r = \frac{f_y F_e^{II} + f_B \text{Re} F_a^B}{f_K F_e^I + f_B \text{Re} F_a^A}, \quad r' = \frac{\text{Im} F_a^B}{\text{Im} F_a^A} \quad (38)$$

$$s' = \frac{(f_x \frac{X_{\eta'}}{\sqrt{2}}\xi + f_x \frac{X_{\eta'}}{\sqrt{2}} + f_y Y_{\eta'}) F_e^{III}}{f_y F_e^{II} + f_B \text{Re} F_a^B}, \quad s = \frac{(f_x \frac{X_\eta}{\sqrt{2}}\xi + f_x \frac{X_\eta}{\sqrt{2}} + f_y Y_\eta) F_e^{III}}{f_y F_e^{II} + f_B \text{Re} F_a^B} \quad (39)$$

Using the values listed in Table 1, the  $SU(3)$  breaking effect  $r^{(')}$ , which is assumed as  $r = 1$  in Eq.(3), is calculated as  $r = 1.2$  and  $r' = 1.3$  and the value of  $s^{(')}$  which is proportional to the  $SU(3)$  singlet contribution is calculated as  $s' = -0.50(-0.50)$  and  $s = -0.028(0.059)$  for  $\theta_p = -20^\circ(-10^\circ)$ . The electric penguin correction factor is obtained as  $\xi = 0.543$ . To employ the new definition of the decay constant in  $\eta - \eta'$  system modifies the relation between  $s$  and  $s'$  as

$$s'/s = \frac{(f_x \frac{X_{\eta'}}{\sqrt{2}}\xi + f_x \frac{X_{\eta'}}{\sqrt{2}} + f_y Y_{\eta'})}{(f_x \frac{X_\eta}{\sqrt{2}}\xi + f_x \frac{X_\eta}{\sqrt{2}} + f_y Y_\eta)}, \quad (40)$$

which is assumed as  $s'/s = -\cos\theta_p/\sin\theta_p$  in Eq. (3).  $s'$  always has minus sign. This fact manifests that the  $SU(3)$  singlet penguin contribution for  $\bar{B}^0 \rightarrow \bar{K}^0 \eta'$  is destructive to the dominant contributions. The negative value of  $s'$  comes from sign difference between  $F_e^{II}$  and  $F_e^{III}$ , which originates from the value of Wilson coefficient. Therefore, this destructive  $SU(3)$  singlet contribution is seen also in a calculation using vacuum saturation approximation [18].

By the way, even though we chose reasonable sets of input parameters for the wave functions, some fluctuation is still possible. Then it is interesting to see whether the variation of these input parameters will enhance the branching ratio of  $B^0 \rightarrow K^0 \eta'$  as large as the experimental data or not. Since the amplitude of  $B^0 \rightarrow K^0 \eta'$  process can be estimated by using Eqs. (12) and (13), it



might be convenient to discuss input parameter dependence of the branching ratio in terms of  $r$ ,  $s'$  and  $s$ . Let us summarize the variable parameters of wave functions which are included in our calculation and the fluctuation of the amplitudes for those variation. The variable parameters are  $m_0^{\eta_{d\bar{d}(u\bar{u})}}$ ,  $m_0^{\eta_{s\bar{s}}}$  and  $m_0^K$  which depend on quark masses and  $\omega_B$  which parametrises momentum distribution of B meson (the explicit form of the wave function is given in Appendix). The amplitudes  $F_e^I$ ,  $\text{Re}F_a^A$  and  $\text{Im}F_a^A$  depend on parameters  $m_0^{\eta_{d\bar{d}(u\bar{u})}}$  and  $m_0^K$ ,  $F_e^{II}$ ,  $\text{Re}F_a^B$  and  $\text{Im}F_a^B$  depend on parameters  $m_0^{\eta_{s\bar{s}}}$  and  $m_0^K$  and  $F_e^{III}$  depends on  $m_0^K$ . All the amplitudes are increased when  $\omega_B$  is decreased. Note that the branching ratio of  $B^0 \rightarrow K^0\pi^0$  are written in terms of  $F_e^I$ ,  $\text{Re}F_a^A$  and  $\text{Im}F_a^A$ .

We first discuss about the input parameter dependence of  $s'$  and  $s$ . When we decrease  $m_s$ , which increases  $m_0^{\eta_{s\bar{s}}}$  and  $m_0^K$ , or decrease  $\omega_B$  the amplitudes  $F_e^{II}$ ,  $\text{Re}F_a^B$  and  $F_e^{III}$  get enhancements simultaneously. Therefore, as we can see from Eq. (39) the dependence of  $s'$  and  $s$  on the input parameters is weak.

Now we discuss about  $r$  dependence on the input parameters.  $r$  has tendency to be enlarged for smaller  $m_0^{\eta_{d\bar{d}(u\bar{u})}}$ , smaller  $m_s$  or smaller  $\omega_B$ . At the first, let us try a very small value for  $\omega_B$ ,  $\omega_B = 0.3$ , without changing  $m_0^{\eta_{d\bar{d}(u\bar{u})}}$  and  $m_s$ . Then we obtain:

$$r = 1.2, \quad r' = 1.3, \quad s = -0.032(0.054), \quad s' = -0.49(-0.49) \\ Br(\bar{B}^0 \rightarrow \bar{K}^0\pi^0) = 21 \times 10^{-6}, \quad Br(\bar{B}^0 \rightarrow \bar{K}^0\eta') = 34(31) \times 10^{-6},$$

for  $\theta_p = -20^\circ(-10^\circ)$ . In order to increase  $r$  and  $\bar{B}^0 \rightarrow \bar{K}^0\eta'$  more, we need to reduce  $m_s$ , which, however, ends in a too large  $\bar{B}^0 \rightarrow \bar{K}^0\pi^0$  branching ratio. Therefore, we put back  $\omega_B$  as 0.4 and try to enhance  $r$  only by changing  $m_0^{\eta_{d\bar{d}(u\bar{u})}}$  and  $m_s$ . In fact, the dependence of  $r$  on  $m_0^{\eta_{d\bar{d}(u\bar{u})}}$  is so weak that even if we take smaller value for  $m_0^{\eta_{d\bar{d}(u\bar{u})}}$  the branching ratio of  $\bar{B}^0 \rightarrow \bar{K}^0\eta'$  does not become large enough, unless we decrease  $m_s$ . So eventually we show our numerical result for different  $m_0^{\eta_{d\bar{d}(u\bar{u})}}$  at small  $m_s$  ( $m_s = 100$  MeV). The values are evaluated with  $\theta_p = -20^\circ(-10^\circ)$ :

$$\text{For } m_0^{\eta_{d\bar{d}(u\bar{u})}} = 1.9 \text{ GeV} \\ r = 1.4, \quad r' = 1.3, \quad s = -0.025(0.045), \quad s' = -0.40(-0.40), \quad (41)$$

$$\text{For } m_0^{\eta_{d\bar{d}(u\bar{u})}} = 1.4 \text{ GeV} \\ r = 1.7, \quad r' = 1.5, \quad s = -0.025(0.045), \quad s' = -0.40(-0.40), \quad (42)$$

$$\text{For } m_0^{\eta_{d\bar{d}(u\bar{u})}} = 1.1 \text{ GeV} \\ r = 2.0, \quad r' = 1.6, \quad s = -0.025(0.045), \quad s' = -0.40(-0.40), \quad (43)$$

Obtained branching ratios for  $\bar{B}^0 \rightarrow \bar{K}^0\eta'$  and  $\bar{B}^0 \rightarrow \bar{K}^0\pi^0$  are given in Table2. Considering that BELLE reported a smaller branching ratio for  $\bar{B}^0 \rightarrow \bar{K}^0\eta'$

	$Br(\bar{B}^0 \rightarrow \bar{K}^0 \pi^0)$	$Br(\bar{B}^0 \rightarrow \bar{K}^0 \eta')$	$Br(\bar{B}^0 \rightarrow \bar{K}^0 \eta)$
$m_0^{\eta_{d\bar{d}(u\bar{u})}} = 1.9 \text{ GeV}$	$21 \times 10^{-6}$	$50(45) \times 10^{-6}$	$2.4(7.5) \times 10^{-6}$
$m_0^{\eta_{d\bar{d}(u\bar{u})}} = 1.4 \text{ GeV}$	$15 \times 10^{-6}$	$45(39) \times 10^{-6}$	$4.6(11) \times 10^{-6}$
$m_0^{\eta_{d\bar{d}(u\bar{u})}} = 1.1 \text{ GeV}$	$11 \times 10^{-6}$	$41(35) \times 10^{-6}$	$7.0(13) \times 10^{-6}$

Table 2: Summary of numerical results for the branching ratios for  $\bar{B}^0 \rightarrow \bar{K}^0 \pi^0$ ,  $\bar{B}^0 \rightarrow \bar{K}^0 \eta'$  and  $\bar{B}^0 \rightarrow \bar{K}^0 \eta$  in cases of  $m_s = 100 \text{ MeV}$ ,  $\omega_B = 0.4$  and different  $m_0^{\eta_{d\bar{d}(u\bar{u})}}$ . The pseudoscalar mixing angle is taken as  $\theta_p = -20^\circ (-10^\circ)$ .

and also that experimental value of  $\bar{B}^0 \rightarrow \bar{K}^0 \pi^0$  has still large error and can be large, a situation such that  $m_0^{\eta_{d\bar{d}(u\bar{u})}} = 1.9 \text{ GeV}$  may occur.

However, there is another interesting aspect. Looking at Eq. (12), the first and the second term which are the dominant contributions have an opposite sign so that the relative variation of the branching ratio for  $B^0 \rightarrow K^0 \eta$  is much larger than the one for  $B^0 \rightarrow K^0 \eta'$  when  $r$  varies. The branching ratio for  $B^0 \rightarrow K^0 \eta$ , which is considered to be negligible in Eq. (3), is enhanced greatly for the variation of the input parameters. We summarize our numerical results of the branching ratios for  $\bar{B}^0 \rightarrow \bar{K}^0 \pi^0$ ,  $\bar{B}^0 \rightarrow \bar{K}^0 \eta'$  and  $\bar{B}^0 \rightarrow \bar{K}^0 \eta$  in Table 2. We can see a large dependence of the branching ratio for  $\bar{B}^0 \rightarrow \bar{K}^0 \eta$  on  $\theta_p$ . As is mentioned before,  $\theta_p = -20^\circ$  is the smallest limit of the allowed region. Hence, our results for  $\theta_p = -10^\circ$  indicate that  $\bar{B}^0 \rightarrow \bar{K}^0 \eta$  process can be observed.

In conclusion, we examined the large branching ratio of  $B \rightarrow K \eta'$  process using  $SU(3)$  relation in general form, Eqs. (12) and (13). If there is a large  $SU(3)$  breaking effect, which means that  $r$  is much larger than 1, or there is a large  $SU(3)$  singlet penguin contribution, which means  $s'$  and  $s$  are very large, Eqs. (12) and (13) implies that we would have large branching ratio for  $\bar{B}^0 \rightarrow \bar{K}^0 \eta'$ . We computed  $r$ ,  $s'$  and  $s$  as well as branching ratios for  $\bar{B}^0 \rightarrow \bar{K}^0 \pi^0$ ,  $\bar{B}^0 \rightarrow \bar{K}^0 \eta'$  and  $\bar{B}^0 \rightarrow \bar{K}^0 \eta$  processes in pQCD approach.  $s'$  is found to contribute destructively to the other dominant contributions to  $\bar{B}^0 \rightarrow \bar{K}^0 \eta'$  process. Our numerical result in Table 2 indicates that in a case that the experimental data for  $\bar{B}^0 \rightarrow \bar{K}^0 \eta'$  will come close to the lower limit of BELLE data,  $\bar{B}^0 \rightarrow \bar{K}^0 \eta'$  problem can be understood in the standard model. However, in this case, the correlation of the experimental data for  $\bar{B}^0 \rightarrow \bar{K}^0 \eta'$  to the experimental data for  $\bar{B}^0 \rightarrow \bar{K}^0 \pi^0$  and  $\bar{B}^0 \rightarrow \bar{K}^0 \eta$  has to be examined carefully. In particular, considering that the relatively large value of  $\theta_p$  which is close to  $-10^\circ$  is favored by recent experiments, we have to keep in mind that  $\bar{B}^0 \rightarrow \bar{K}^0 \eta$  is observable. If the experiment for  $\bar{B}^0 \rightarrow \bar{K}^0 \eta'$  remains high at its present value or the combination of the experimental data for  $\bar{B}^0 \rightarrow \bar{K}^0 \pi^0$ ,

$\bar{B}^0 \rightarrow \bar{K}^0 \eta'$  and  $\bar{B}^0 \rightarrow \bar{K}^0 \eta$  will deviate from our result in Table 2, it may imply that we need modify our understanding of  $\eta'$ .

Finally, we would like to make a comment on two suggested mechanisms to explain the large branching ratio for  $B \rightarrow K \eta'$ ,

(1) Intrinsic charm contribution:

The Cabbibo allowed  $b \rightarrow uc\bar{c}$  process can contribute to  $B \rightarrow K \eta'$  if there is intrinsic  $c\bar{c}$  content in  $\eta'$  (see Fig. 4(a)) [19, 20].

The amount of the  $c\bar{c}$  content in  $\eta'$  which is parametrized by decay constant  $f_c^{\eta'}$  as:

$$i f_c^{\eta'} p_\mu = \langle 0 | \bar{c} \gamma_\mu \gamma_5 c | \eta'(p) \rangle. \quad (44)$$

Once decay constant  $f_c^{\eta'}$  was given by analysis of the radiative  $J/\psi$  decay and two photon process of  $\eta'$  [14, 15], it was found that the numerical result for the intrinsic charm contribution to  $B \rightarrow K \eta'$  decay was very small.

(2) The  $SU(3)$  singlet contributions:

$B \rightarrow K \eta'$  is produced by fusion of gluons, one gluon from  $b \rightarrow sg$  process and another one from spectator. (see Fig. 5(b)) [21, 22, 23].

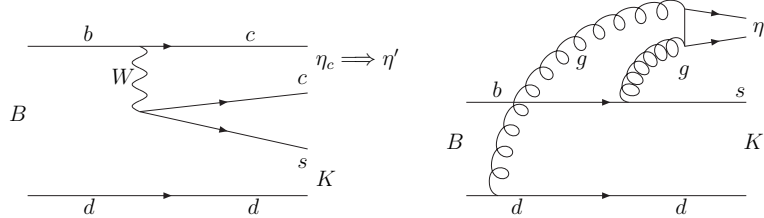


Figure 4: (a) Intrinsic charm contribution, (b)  $SU(3)$  singlet contribution

The numerical calculation for color suppressed penguin contribution is shown in this letter. It was found that this contribution is destructive to the dominant contribution and does not help to explain the large branching ratio for  $B \rightarrow K \eta'$ . In fact, the color suppressed penguin contribution which we calculated is only some part of the  $SU(3)$  singlet contributions. According to the paper [11], there is still a possibility that  $\eta'$  includes at most 26 % of pure gluonic state, gluonium. The contribution of the diagram in which two gluons in Fig. 5(b) are directly attached to gluonium in  $\eta'$  instead of attached to triangle quark loop may be important for  $B \rightarrow K \eta'$  decay.

## Acknowledgements

The work was supported in part by Grant-in Aid for Special Project Research (Physics of CP Violation), by Grant-in Aid for Scientific Research from the Ministry of Education, Science and Culture of Japan. We acknowledge pQCD group members: Y.Y. Keum, T.Kurimoto, H-n. Li, C.D. Lü, K. Ukai, N. Shinha, R. Sinha M.Z. Yang and T. Yoshikawa for fruitful discussions. E.K. also thanks A. Sugamoto and Y.D. Yang for interesting discussions.

## Appendix

In this appendix, we briefly introduce pQCD approach by explaining how to calculate  $B \rightarrow \pi$  transition form factor. (A full calculation will be presented in elsewhere.) The  $B \rightarrow \pi$  transition form factor which is shown in Fig. 5 is

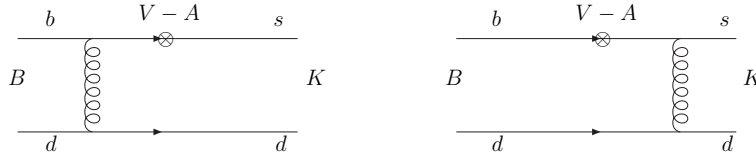


Figure 5:  $B \rightarrow \pi$  transition form factor in pQCD approach

described in pQCD as

$$\begin{aligned}
 F^{B\pi} = & 8\pi C_F M_B^2 \int_0^1 dx_1 dx_3 \int_0^\infty b_1 db_1 b_3 db_3 \phi_B(x_1, b_1) \\
 & [\{\phi_\pi^A(x_3)(1+x_3) + r_\pi(\phi_\pi^P(x_3) + \phi_\pi^T(x_3))(1-2x_3)\} \\
 & J_L(x_1, x_3, b_1, b_3, \mu_L) \alpha_s(\mu_L) h(x_1, x_3, b_1, b_3) \\
 & + 2r_\pi \phi_\pi^P(x_3) J_R(x_1, x_3, b_1, b_3, \mu_R) \alpha_s(\mu_R) h(x_3, x_1, b_3, b_1)], \quad (45)
 \end{aligned}$$

where the parameter  $r_\pi$  is given by  $r_\pi = M_\pi^2/(M_B^2(m_u + m_d))$ .  $x_{1(3)}$  is momentum fraction of spectator quark of  $B(\pi)$  meson,  $b_{1(3)}$  is proportional to size of  $B(\pi)$  meson and  $\mu$  is typical scale of the decay process which we choose as below to make our perturbative calculation more reliable:

$$\mu_L = \max(\sqrt{x_3} M_b, 1/b_1, 1/b_3), \quad (46)$$

$$\mu_R = \max(\sqrt{x_1} M_b, 1/b_1, 1/b_3) \quad (47)$$

The subscripts L and R correspond to the diagrams Fig. 5(a) and 5(b), respectively.  $J_{L(R)}$  summarizes the radiative corrections to the hard and soft parts and is given as:

$$J_L(x_1, x_3, b_1, b_3, \mu_L) = \{x_3(1-x_3)\}^c n \exp\{-S_B(x_1, b_1, \mu_L) - S_\pi(x_3, b_3, \mu_L)\} \quad (48)$$

$$J_R(x_1, x_3, b_1, b_3, \mu_R) = \{x_1(1-x_1)\}^c n \exp\{-S_B(x_1, b_1, \mu_R) - S_\pi(x_3, b_3, \mu_R)\} \quad (49)$$

The term formed  $\exp\{-S_B(x_1, b_1, \mu) - S_{x_3, b_3, \pi}(\mu)\}$  is the so-called Sudakov factor which represents radiative corrections to meson wave functions. The explicit form of Sudakov factor is given, for example, in [12, 13], which is obtained as a result of resummation of double logarithms caused by collinear and soft divergences. The term  $\{x(1-x)\}^c n$  is the approximated form of threshold resummation. Threshold resummation is the radiative corrections to the hard part, which is also double logarithms. For the parameters (c,n), we use (0.3, 1.775) which is obtained by fitting the explicit form in [24]. Threshold resummation becomes important when we encounter a configuration that internal quark is almost on-shell. The function  $h(x_1, x_3, b_1, b_3)$  is given by

$$\begin{aligned} h(x_1, x_3, b_1, b_3) &= K_0(\sqrt{x_1 x_3} M_B b_1) \\ &\quad [\theta(b_1 - b_3) K_0(\sqrt{x_3} M_B b_1) I_0(\sqrt{x_3} M_B b_3) \\ &\quad + \theta(b_3 - b_1) K_0(\sqrt{x_3} M_B b_3) I_0(\sqrt{x_3} M_B b_1)] \end{aligned} \quad (50)$$

For the  $\pi$  wave function part  $\phi_\pi$ , we include the twist-3 contribution according to [17]. The subscripts A, P and T for wave function represent the axial vector, pseudoscalar and tensor components of wave functions, respectively. Here is explicit form of wave functions:

$$\begin{aligned} \phi_B(x) &= N_B x^2 (1-x)^2 \exp\left[-\frac{1}{2} \left(\frac{x M_B}{\omega_B}\right)^2 - \frac{\omega_B^2 b^2}{2}\right] \\ N_B &= 91.7835 \text{ GeV}, \omega_B = 0.4 \text{ GeV} \\ \phi_\pi^A(x) &= \frac{3}{\sqrt{2N_c}} f_\pi x(1-x) \left[1 + a_2^\pi \frac{3}{2} (5(1-2x)^2 - 1)\right] + \\ &\quad a_4^\pi \frac{15}{8} (21(1-2x)^4 - 14(1-2x)^2 + 1)] \\ \phi_\pi^P(x) &= \frac{1}{2\sqrt{2N_c}} f_\pi \left[1 + (30\eta_3 - \frac{5}{2}\rho_\pi^2) \frac{1}{2} (3(1-2x)^2 - 1) + \right. \\ &\quad \left. (-3\eta_3\omega_3 - \frac{27}{20}\rho_\pi^2 - \frac{81}{10}\rho_\pi^2 a_2^\pi) \frac{1}{8} (35(1-2x)^4 - 30(1-2x)^2 + 3)\right] \\ \phi_\pi^T(x) &= \frac{3}{\sqrt{2N_c}} f_\pi (1-2x) \\ &\quad \left[\frac{1}{6} + (5\eta_3 - \frac{1}{2}\eta_3\omega_3 - \frac{7}{20}\rho_\pi^2 - \frac{3}{5}\rho_\pi^2 a_2^\pi) (10x^2 - 10x + 1)\right] \\ a_2^\pi &= 0.44, a_4^\pi = 0.25, \rho_\pi = \frac{m_\pi}{r_\pi M_B}, \eta_3 = 0.015, \omega_3 = -3 \end{aligned}$$

The axial vector component of the  $K$  wave function is given by

$$\begin{aligned} \phi_K^A &= \frac{3}{\sqrt{2N_c}} f_K x(1-x) \\ &\quad [1 + 3a_1^K (1-2x) + \frac{3}{2} a_2^K (5(1-2x)^2 - 1)]. \end{aligned}$$

The pseudoscalar and tensor components of the  $K$  wave function are obtained by exchanging parameters of the pseudoscalar and tensor components of  $\pi$ 's, respectively as below:

$$f_\pi \leftrightarrow f_K, \quad \rho_\pi \leftrightarrow \rho_K, \quad a_\pi^2 \leftrightarrow a_K^2.$$

Note that parameters for  $K$  are given by:

$$a_1^K = 0.20, \quad a_2^K = 0.25, \quad \rho_K = \frac{m_K}{r_K M_B}$$

## References

- [1] CLEO Collaboration, T.E. Browder *et al.*, Phys. Rev. Lett. **81** (1998) 1786; J.G. Smith, hep-ex/9803028, (talk presented at the Seventh International Symposium On Heavy Flavor Physics, Santa Barbara, July, 1997)
- [2] BELLE Collaboration, T. Iijima (talk presented at The 4th International Workshop on B physics and CP violaiton, Ise-Shima, Japan, February, 2001)
- [3] W-S. Hou and B. Tseng, Phys. Rev. Lett. **80** (1998) 434
- [4] A.L. Kagan and A.A. Petrov, hep-ph/9707354
- [5] A. Datta, X.G. He and S. Pakvasa, Phys. Lett. **B 419** (1998) 369
- [6] H.J. Lipkin Phys. Lett. **B 433** (1998) 117; Phys. Lett. **B 415** (1997), 186
- [7] A. Dighe, M. Gronau and J. Rosner, Phys. Rev. Lett. **79** (1997) 4333; Phys. Rev. **D 57** (1998) 1783
- [8] A. Datta, H.J. Lipkin and P.J. O'Donnell, hep-ph/0102070
- [9] CLEO Collaboration, D. Cronin-Hennessy *et al.*, hep-ex/0001010
- [10] J.L. Rosner, Phys. Rev. **D 27** (1983) 1101;  
J.L. Rosner, *Proceedings of the 1985 International Symposium on Lepton and Photon Interactions at High Energies, Kyoto 1985*, edited by M, Konuma and K. Takahashi, p. 448.
- [11] E. Kou, Phys. Rev. **D 63** (2001) 054027
- [12] Y.Y. Keum, H-n. Li and A.I. Sanda, Phys. Rev. **D 63** (2001) 054008;  
Y.Y. Keum, H-n. Li and A.I. Sanda, Phys. Lett. **B 504** (2001) 6
- [13] C.D. Lü, K. Ukai and M.Z. Yang, Phys. Rev. **D 63** (2001) 074009
- [14] T. Feldmann and P. Kroll, Eur. Phys. J. **C 5** (1998) 327
- [15] T. Feldmann, P. Kroll and B. Stech, Phys Rev. **D 58** (1998) 114006; Phys. Lett. **B 449** (1999) 339
- [16] H. Leutwyler, Nucl. Phys. Proc. Suppl. **64** (1998) 223;  
R. Kaise and H. Leutwyler, hep-ph/9806336,
- [17] P. Ball, JHEP **9809** (1998) 005; P. Ball, JHEP **9901** (1999) 010;

- [18] A. Ali, G. Kramer and C.D. Lü, Phys. Rev. **D 58** (1998) 094009
- [19] I. Halperin and A. Zhitnitsky, Phys. Rev. **D 56** (1997) 7247
- [20] A.A. Petrov, Phys. Rev. **D 58** (1998) 054004
- [21] D. Atwood and A. Soni, Phys. Lett. **B 405** (1997) 150
- [22] M.R. Ahmady, E. Kou and A. Sugamoto, Phys. Rev. **D 58** (1998) 014015
- [23] M.R. Ahmady and E. Kou, Phys. Rev. **D 59** (1999) 054014
- [24] H-n. Li, hep-ph/0102013