

Flux of upward high-energy muons at the multi-component primary energy spectrum

S.V. Ter-Antonyan¹ and P.L. Biermann²

¹Yerevan Physics Institute, 2 Alikhanian Br. Str., 375036 Yerevan, Armenia

²Max-Planck-Institute für Radioastronomie Auf dem Hügel 69, D-53121 Bonn, Germany

Abstract. The atmospheric neutrino-induced upward muon flux are calculated by using the multi-component primary energy spectrum, CORSIKA EAS simulation code for the reproduction of the atmospheric neutrino spectra and improved parton model for charged-current cross sections. The results are obtained at $10^2 - 10^6$ GeV muon energy range and $0 - 89^\circ$ zenith angular range.

1 Introduction

Neutrino-induced upward muon flux are both the direct transmitters of information about neutrino flux from energetic astrophysical sources (binary stars, AGN) and direct posterity of atmospheric very high energy neutrino. These problems are being investigated in many modern experiments (see review (Gaisser et al., 1995)) and as a rule, the upward muon flux of atmospheric origin is considered in the capacity of the background flux.

Here, on the basis of multi-component model of primary cosmic ray (Biermann, 1993), QGSJET model of high energy $A - A_{Air}$ interactions (Kalmykov and Ostapchenko, 1993) and parton model predictions of charged-current cross sections (Quigg et al., 1986) we evaluated the expected background upward muon energy spectra at different zenith angles and studied $(E_\mu - E_{\nu,\bar{\nu}})$ and $(E_\mu - E_N)$ correlations.

2 Method of calculations

Upward muon differential energy spectra close to Earth surface at different zenith angles (θ) can be represented as follows:

$$\frac{\partial F(\theta)}{\partial E_\mu} = \sum_A \int_{E_{min}}^{E_{max}} \frac{d\mathcal{S}}{dE_A} dE_A \sum_{\xi \equiv \nu_\mu, \bar{\nu}_\mu} \int_{E_\mu}^{E_A} \frac{\partial f}{\partial E_\xi} \cdot dE_\xi \int_{t_{min}}^{t_{max}} \frac{\partial G_\xi}{\partial E_\mu} \frac{\partial W}{\partial t} dt \quad (1)$$

Correspondence to: samvel@jerewan1.yerphi.am

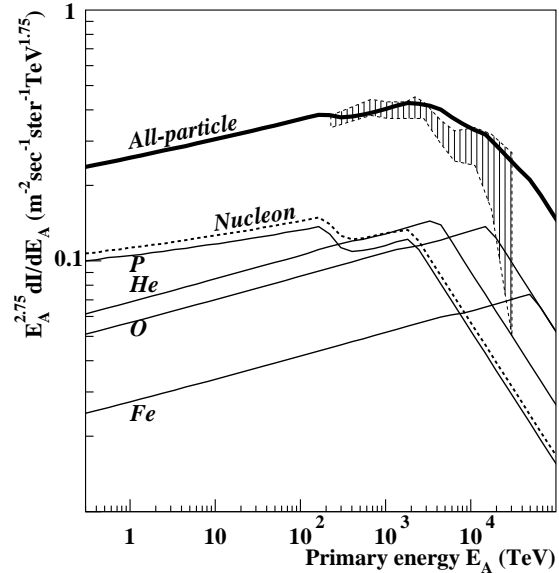


Fig. 1. Primary energy spectra according to 2-component origin of cosmic ray. The hatch area contains (Ter-Antonyan and Haroyan, 2000), DICE (Swordy et al., 2000), and CASA-BLANCA (Fowler et al., 2000) data.

where:

$d\mathcal{S}/dE_A$ - is the primary energy spectrum of the nucleus A ;
 $\partial f(E_A, A, \theta)/\partial E_\xi$ is the atmospheric neutrino ($\xi \equiv \nu_\mu$) and anti-neutrino ($\xi \equiv \bar{\nu}_\mu$) energy spectrum at the primary nucleus A with E_A energy and θ zenith angle;

$\partial G_\xi(t, E_\xi)/\partial E_\mu$ is the neutrino-induced muon energy spectrum at observation level (close to the Earth surface) at the given neutrino energy $E_{\nu,\bar{\nu}}$ and depth t of muon production in the Earth;

$\partial W(E_\xi, E_\mu)/\partial t$ is a probability of charged-current interaction at t depth of the Earth matter.

Energy spectra of primary nuclei ($A \equiv 1 - 59$) according to the multi-component model of primary cosmic ray origin

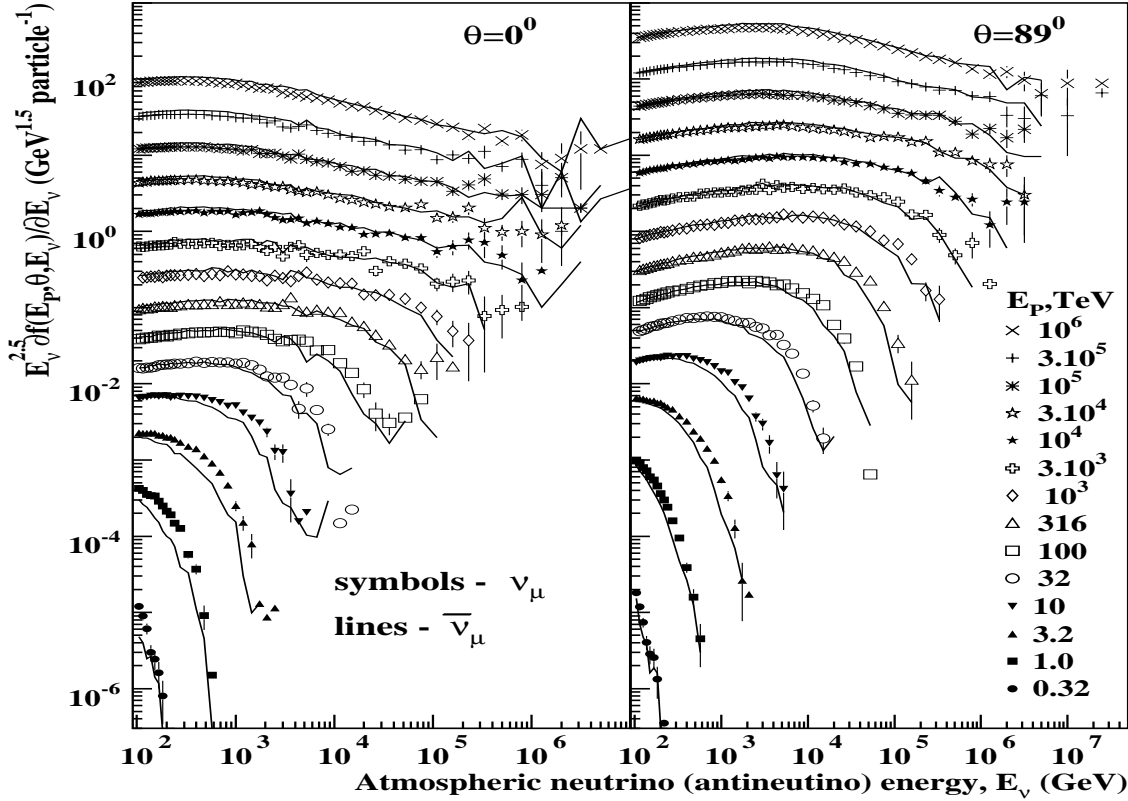


Fig. 2. Atmospheric neutrino (symbols) and anti-neutrino (lines) energy spectra at different primary proton energy (E_p, TeV) at zenith angles $\theta = 0^\circ$ (left) and $\theta = 89^\circ$ (right).

(Biermann, 1993) are presented in 2-component form (see Fig.1):

$$\frac{\partial \mathfrak{S}}{\partial E_A} = \Phi_A \left(\delta_{A,1} \frac{d\mathfrak{S}_1}{dE_A} + \delta_{A,2} \frac{d\mathfrak{S}_2}{dE_A} \right) \quad (2)$$

where the first component (ISM) is derived from the explosions of normal supernova into an interstellar medium with expected rigidity-dependent power law spectra

$$\frac{d\mathfrak{S}_1}{dE_A} = \begin{cases} E_A^{-\gamma_1} & : E_A < E_{ISM} \\ 0 & : E_A > E_{ISM} \end{cases} \quad (3)$$

and the second component (SW) is a result of the explosions of stars into their former stellar winds with expected rigidity-dependent power law spectra

$$\frac{d\mathfrak{S}_2}{dE_A} = \begin{cases} E_A^{-\gamma_2} & : E_A < E_{SW} \\ E_{SW}^{-\gamma_2} (E_A/E_{SW})^{-\gamma_3} & : E_A > E_{SW} \end{cases} \quad (4)$$

where Φ_A is a scale factor (E in TeV units) from approximations (Wiebel-Sooth and Biermann, 1998), $E_{ISM} = R_{ISM} \cdot Z$ and $E_{SW} = R_{SW} \cdot Z$ are the corresponding rigidity-dependent critical energies (Biermann, 1993) and Z is the charge of nucleus A .

The values of spectral parameters from (2-4) are:

$\gamma_1 = 2.78$, $\gamma_2 = 2.65$, $\gamma_3 = 3.28$, $R_{ISM} \simeq 200 \text{ TV}$, $R_{SW} \simeq 2000 \text{ TV}$ and the fraction of each component: $\delta_{A,1} = 1 - \delta_{A,2}$, $\delta_{A,2} = (2ZR_{ISM})^{(\gamma_2 - \gamma_{A,0})}$ at $\gamma_{A=1,0} = 2.75$ and $\gamma_{A>1,0} = 2.66$ (Wiebel-Sooth and Biermann, 1998) is obtained by normalization of (2-4) with approximation of balloon and satellite data (Wiebel-Sooth and Biermann, 1998) at $E_A = 1 \text{ TeV}$ and χ^2 minimization of KASCADE (Classtetter et al., 1999) and ANI (Chilingaryan et al., 1999) EAS size spectra with the expected ones using 2-component representation (2-4) (Ter-Antonyan and Biermann, 2001). Values of primary energy limits in the expression (1) are chosen $E_{min} = 2E_\mu$ and $E_{max} = 10^9 \text{ GeV}$. The expected primary energy spectra for different nuclei, all-particle and nucleon energy spectra by 2-component model are shown in the Fig. 1. A contribution of the third primary extra-galactic component is ignored.

Atmospheric neutrino (anti-neutrino) energy spectra $\partial f(E_A, A, \theta) / \partial E_\xi$ at given six A group ($A = 1, 4, 12, 16, 28, 56$) and $E_A = 3.16 \cdot 10^2, 10^3, \dots, 10^9 \text{ GeV}$, $\theta = 0, 30, 60, 89^\circ$ parameters of primary nuclei were calculated in the framework of QGSJET interaction model (Kalmykov and Ostapchenko, 1993) by CORSIKA562 EAS simulation code (Heck et al., 1998). Intermediate values of tabulated

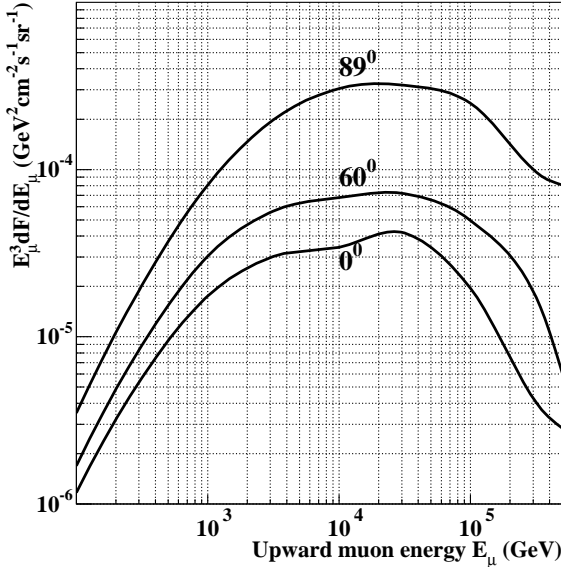


Fig. 3. Atmospheric neutrino-induced upward muon differential energy spectra.

spectral data are evaluated by interpolation with preliminary linearizations. It should be noted that the neutrino energy spectra depend only on primary nucleon energy (E_A/A) with accuracy $< 5\%$ in $A \equiv 1 - 56$ range.

The atmospheric neutrino (anti-neutrino) energy spectra at different primary proton energies ($E_p = 3.16 \cdot 10^2 - 10^9$ GeV) and zenith angles ($\theta = 0^\circ, 89^\circ$) are presented in Fig. 2. Neutrino-induced muon energy spectra are determined as

$$\frac{\partial G_\xi}{\partial E_\mu} = \frac{1}{\sigma_\xi(y < y_{\max})} \frac{d\sigma_\xi}{dy} \frac{e^{bt}}{E_\xi} \quad (5)$$

where

$$\frac{d\sigma_\xi}{dy} = \int_{x_{\min}}^1 \frac{\partial^2 \sigma_\xi}{\partial x \partial y} dx, \quad (6)$$

$$\sigma_\xi(y < y_{\max}) = \int_0^{y_{\max}} \frac{\partial \sigma_\xi}{\partial y} dy \quad (7)$$

and $\partial^2 \sigma_\xi / \partial x \partial y$ are corresponding inclusive charged-current cross sections for the reaction $\nu_\mu(\bar{\nu}_\mu) + N \rightarrow \mu^+(\mu^-) + \text{anything}$. Here $\xi \equiv \nu_\mu, \bar{\nu}_\mu$, $x = Q^2/2M\nu$ and $y = \nu/E_\xi$ are the scaling variables, Q^2 is an invariant momentum transfer between an incident neutrino and an outgoing muon, $\nu = E_\xi - E_\mu^*$ is the energy loss in a laboratory frame, M is the nucleon mass, $x_{\min} = 5 \cdot 10^{-6}$,

$$y_{\max} = 1 - E_\mu^*/E_\xi, \quad (8)$$

$$E_\mu^* = (a + bE_\mu) \exp[b(t_{\max} - t)]/b - a/b \quad (9)$$

is the muon energy in production point t , parameters $a = 0.002 \text{ MeV} \cdot \text{cm}^2/\text{g}$ and $b = 4 \cdot 10^{-6} \text{ cm}^2/\text{g}$ (Gaisser et al., 1995) determine muon energy losses: $-dE_\mu/dt = a + bE_\mu$.

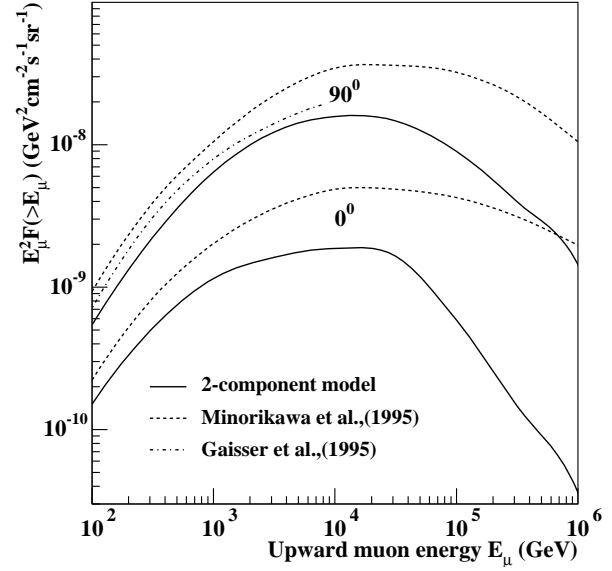


Fig. 4. Integral upward muon energy spectra. The data (Gaisser et al., 1995) obtained at $-0.3 < \cos \theta < 0.3$.

The probability of charged-current interaction in expression (1) at given depth t of the Earth matter has a form:

$$\frac{\partial W}{\partial t} = \sigma_\xi N_A \exp(-\sigma_\xi N_A t) \quad (10)$$

where $\sigma_\xi \equiv \sigma_{\nu, \bar{\nu}}(y < y_{\max})$ is a total charged-current cross section (7) and N_A is the Avogadro number.

The depth limits of effective ($y < y_{\max}$) charged-current interactions in the Earth matter (t) are

$$t_{\min} = t_{\max} - L(E_\xi, E_\mu), \quad (11)$$

$$t_{\max}(\theta) = \int_0^{z_{\max}} \rho(r(z)) dz. \quad (12)$$

Here $\rho(\text{g/cm}^3) = 13.8 - 1.73 \cdot 10^{-8} r(\text{cm})$ is our approximation of the Earth density at the radius r , $z_{\max} = 2R \cos \theta$, $R = 6.371 \cdot 10^8 \text{ cm}$ is the Earth radius,

$$L = (1/b) \ln[(a + bE_\xi)/(a + bE_\mu)] \quad (13)$$

is a rock thickness for muon detection with energy E_μ on the Earth surface at $y = 0$.

3 Results

Calculations of upward muon energy spectra according to expression (1) are performed using numerical integration. The charged-current cross section for muon production by neutrino was taken from the renormalization-group-improved parton model (Quigg et al., 1986) with quark structure functions for $x > 10^{-4}$ from (Eichen et al., 1984). We limited the range of $x < 10^{-4}$ by $x_{\min} = 5 \cdot 10^{-6}$ because the check of

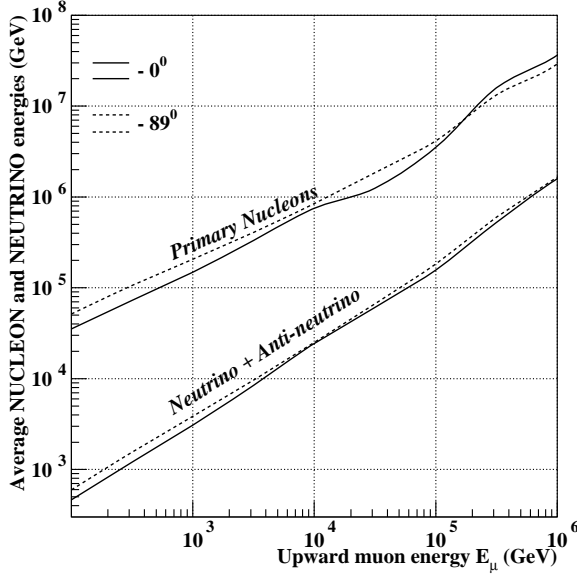


Fig. 5. $(E_\mu - \langle E_N \rangle)$ and $(E_\mu - \langle E_{\nu, \bar{\nu}} \rangle)$ correlations.

valence quark structure functions at very small x values by quark number sum rules

$$\int dx u_v(x, Q^2) = 2 \quad (14)$$

$$\int dx d_v(x, Q^2) = 1 \quad (15)$$

showed that the obtained errors of sum rules became more than 1 – 2% at $x < x_{min}$.

Upward muon differential energy spectra at different zenith angles are presented in Fig. 3. An accuracy of multidimensional integration (1) was less than 3%. Corresponding upward muon integral energy spectra (with accuracy 4 – 5%) in comparison with the same calculations (Minorikawa et al., 1995) are presented in Fig. 4.

Correlations of muon energy at observation level (near the Earth surface) with primary nucleon and parent-neutrino energies are shown in Fig. 5. Some irregularities of presented data at very high energies ($E_\mu > 3 \div 5 \cdot 10^5$ GeV) in Fig. 3-5 are explained by the insufficient simulation sampling for atmospheric neutrino energy spectra (fig. 2) at corresponding energies and accuracies of multi-dimensional integrations.

Acknowledgements. We thank Johannes Knapp and Dieter Heck for providing the CORSIKA code. The work has been partly supported by the research grant N 00-784 of the Armenian government, NATO NIG-975436 and CLG-975959 grants and ISTC A216 grant.

References

- Biermann P.L.: Astron. Astrophys. **271** (1993) 649./
 Preprint MPIfR, Bonn, No 700 (1996) 6./
 Stanev T., Biermann P.L., Gaisser T.K., Astrophys. **274** (1993) 902.
 Chilingaryan A. et al., Proc. 26th ICRC, Salt Lake City, **1** (1999) 240.
 Classtetter R. et al. (KASCADE Collaboration), Nucl.Phys. B (Proc.Suppl.) **75A** (1999) 238.
 Eichen E., Hinchliffe I., Lane K., Quigg C., Rev. Mod. Phys. **56** (1984) 579.
 Fowler J.W., Fortson L.F. et al., Preprint, arXiv:astro-ph/0003190(2000).
 Gaisser T.K., Halzen F. and Stanev T., MAD/PH/847 (1994)./
 Phys. Rep. **258**, 3 (1995) 173.
 Heck D., Knapp J., Capdevielle J.N., Schatz G., Thouw T., Forschungszentrum Karlsruhe Report, FZKA 6019 (1998) 90p.
 Kalmykov N.N., Ostapchenko S.S., Yad. Fiz. **56** (1993) 105.
 Minorikawa Y., Misaki A., Takahashi N., 24th ICRC, Roma, **1** (1995) 754.
 Quigg C., Reno M.H. and Walker T.P., Phys. Rev. Lett., **57** (1986) 6, 774.
 Swordy S.P. et al., Astropart. Phys. **13** (2000) 137.
 Ter-Antonyan S.V. and Haroyan L.S., Preprint, arXiv:hep-ex/0003006.
 Ter-Antonyan S.V. and Biermann P.L., 27th ICRC, Hamburg (2001).
 Wiebel-Sooth B. and Biermann P., Preprint Max-Planck Inst. für Radioastr., Bonn, No.772, (1998).