

Percolation of strings and the first RHIC data on multiplicity and transverse momentum distributions

M. A. Braun

High-energy department

St. Petersburg University

198904 St. Petersburg, Russia

F. del Moral and C. Pajares

Departamento de Física de Partículas

Universidade de Santiago de Compostela

15706 Santiago de Compostela, Spain

(May 20, 2019)

Abstract

The dependence of the multiplicity on the number of collisions and the transverse momentum distribution for central and peripheral Au-Au collisions are studied in the model of percolation of strings relative to the experimental conditions at RHIC. The comparison with the first RHIC data shows a good agreement.

25.75.-q; 24.85.+p; 13.87.Ce; 12.38.Mh

Typeset using REVTeX

The first experimental data from the relativistic heavy ion collider show several interesting features [1–7]. The measured multiplicity lies in the lower range of the values predicted by various models and shows a weak dependence on the number of participants [5,6]. The experimental p_T distributions in Au-Au central collisions reveal a large departure from the perturbative quantum chromodynamics (pQCD) predictions [2,7,8]. Also some differences are seen for peripheral collisions. In this paper we compare these experimental results with the predictions deduced from the percolation of strings.

Multiparticle production is currently described in terms of color strings stretched between the projectile and target, which decay into new strings and subsequently hadronize to produce observed hadrons. Color strings may be viewed as small areas in the transverse space, πr_0^2 , $r_0=0.2$ fm, filled with color field created by the colliding partons. Particles are produced via emission of $q\bar{q}$ pairs in this field. With growing energy and/or atomic number of colliding particles, the number of strings grows and they start to overlap, forming clusters, very much like disks in the two-dimensional percolation theory [9,10]. At a certain critical density a macroscopic cluster appears which marks the percolation phase transition. The influence of the clustering of strings and their percolation on the transverse momentum spectra was studied in [11] in the thermodynamical limit of a very large interaction area S and very large number N of formed strings, corresponding to very high energies and atomic numbers of participants. In this limit the study allows for an analytical treatment. Here we apply this approach to realistic energies and colliding nuclei at RHIC using Monte-Carlo simulations.

The percolation theory governs the geometrical pattern of the string clustering. Its observable implications, however, require introduction of some dynamics to describe string interaction, i.e., the behaviour of a cluster formed by several overlapping strings.

There are several possibilities [12,13,11]. Here we assume that a cluster behaves as a single string with a higher color charge \vec{Q}_n corresponding to the vectorial sum of the color charges \vec{Q}_1 of each individual string. The resulting color charge covers the area S_n of the cluster. As $\vec{Q}_n = (\sum_1^n \vec{Q}_1)^2$, and the individual string colours may be oriented in an arbitrary

manner respective to one another, the average $\vec{Q}_{1i}\vec{Q}_{1j}$ is zero, and $\vec{Q}_n^2 = n\vec{Q}_1^2$.

Knowing this color charge \vec{Q}_n , one can compute the particle spectra produced by a cluster of area S_n using the Schwinger formula [14]. For the multiplicity μ_n and the average p_T^2 of particles, $\langle p_T^2 \rangle_n$, one finds

$$\mu_n = \sqrt{\frac{nS_n}{S_1}}\mu_1 \quad ; \quad \langle p_T^2 \rangle_n = \sqrt{\frac{nS_1}{S_n}} \langle p_T^2 \rangle_1 \quad (1)$$

where μ_1 and $\langle p_T^2 \rangle_1$ are the mean multiplicity and p_T^2 of particles produced by a simple string with a transverse area $S_1 = \pi r_0^2$. For strings just touching each other $S_n = nS_1$, and hence $\mu_n = n\mu_1$, $\langle p_T^2 \rangle_n = \langle p_T^2 \rangle_1$, as expected. In the opposite case of maximum overlapping $S_n = S_1$ and therefore $\mu_n = \sqrt{n}\mu_1$, $\langle p_T^2 \rangle_n = \sqrt{n} \langle p_T^2 \rangle_1$, so that the multiplicity results maximally suppressed and the mean p_T^2 maximally enhanced. Notice that a certain conservation rule holds for the total $\langle p_T^2 \rangle$: $\mu_n \langle p_T^2 \rangle_n = n\mu_1 \langle p_T^2 \rangle_1$.

Eq. (1) is the main tool of our calculation. In order to compute the multiplicities we generate strings according to the quark gluon string model and using the Monte-Carlo code described in [15]. Each string is produced at an identified impact parameter. From this, knowing the transverse area of each string, we identify all the clusters formed in each collision and subsequently compute for each of them its multiplicity in units μ_1 . The value of μ_1 was fixed by normalizing our results to the SPS WA98 results for central Pb-Pb collisions [16]. The comparison of our results for the dependence of the multiplicity on the number of participants with the SPS WA98 collaboration data and with the RHIC PHENIX [5] and PHOBOS [6] collaboration data is presented in Fig. 1. The agreement is quite good.

In order to compute the transverse momentum distributions, we make use of the parametrization of the pp UA1 data at 130 GeV by A. Drees [8]

$$\frac{dN}{dp_t^2} = \frac{A}{(p_0 + p_T)^\alpha} \quad (2)$$

where A, p_0 and α are parameters fitted to data [2]. The standardly expected distribution for central Au-Au collision is

$$\left. \frac{dN}{dp_T^2} \right|_{AuAu} = \langle N_{\text{bin coll}} \rangle \left. \frac{dN}{dp_T^2} \right|_{pp} \quad (3)$$

However, if we take into account percolation of strings then from Eq. 1 we conclude

$$\langle p_T^2 \rangle_{Au-Au} = \langle \frac{nS_1}{S_n} \rangle^{1/2} \langle p_T^2 \rangle_{pp} \quad (4)$$

where we have substituted $\langle p_T^2 \rangle_1$ by $\langle p_T^2 \rangle_{pp}$, since at this energy only two strings are exchanged in pp on the average, with very small fusion probability. In (4), the value of nS_1/S_n is averaged over all clusters formed in a given collision. Eq. (4) implies that the same parametrization (2) for the transverse momentum distribution can be used for nucleus-nucleus collisions, with the only change

$$p_0 \rightarrow p_0 \langle \frac{nS_1}{S_n} \rangle^{1/4} \quad (5)$$

In Fig. 2, we show the distribution (2) with the change (5) for central (5%) Au-Au collisions (solid line) compared to the PHENIX experimental data [2,17] (black squares). Also the distribution expected from the independent string picture (Eq (3)) is shown (dash-dotted line). For peripheral (80-92%) Au-Au collisions the same results are presented in Fig. 3 (with the same notations). A very good agreement is observed in both cases. We stress that this result is obtained using a very simple formula deduced in a simple way from the dynamics, with practically a single parameter, the string transverse radius.

Our predictions for central (5%) Ag-Ag and central Au-Au collisions at 200 GeV/n are presented in Fig. 4.

In the thermodynamic limit one approximately obtains

$$\langle \frac{nS_1}{S_n} \rangle = \frac{\eta}{1 - \exp(-\eta)} \equiv 1/F^2(\eta) \quad (6)$$

where $\eta = N\pi r_0^2/S$ is the percolation parameter assumed to be finite with both N and S large. Then one obtains an analytic expression for the transverse momentum distribution for all colliding particles in terms of η

$$\frac{dN}{dp_t^2} = \frac{A}{(p_0 F^{-1/2}(\eta) + p_T)^\alpha} \approx \frac{A}{(p_0 \eta^{1/4} + p_T)^\alpha} \quad (7)$$

The latter approximate equality, valid at large η , implies that the distribution becomes a universal function of $\eta^{-1/4}$. At 130 GeV/n for central 5% Au-Au, $\eta^{1/4} = 1.11$ to compare with the value of $\langle nS_1/S_n \rangle^{1/4} = 1.14$.

The colour string model, in principle, was introduced to describe the soft part of the spectra. However our results remain in good agreement with the experimental data up to p_T of the order 5 GeV/c, where hard scattering is supposed to play the dominant role, standardly described by the pQCD approach. This implies that with the parametrization (2) the hard part of the spectrum is also included into our string picture, corresponding to the high-momentum tail of the string spectra. Clustering and percolation of strings can then be looked upon as an alternative description of non-linear effects, which in the pQCD language correspond to high partonic densities, such as jet quenching and saturation.

There are several models which explain qualitatively the dependence of the multiplicity on the number of participants [18–23], although not all of them are able to reproduce quantitatively the experimental data. The situation is worse concerning the p_T distributions. Only, the jet quenching effect [8,24] could explain the data, but in this case one expects an enhancement of the multiplicity in the central rapidity region, which is not seen by experimental data. The percolation of strings is a natural and simple way of explaining both the multiplicity and transverse momentum distribution.

This work has been done under contract AEN99-0589-C02-02 from CICYT of SPAIN and contract PGIDTOOPXI20613PN from Xunta de Galicia. It was also supported by the NATO grant PST.CLG.976799. We thank N. Armesto for encouragement and useful discussions.

REFERENCES

- [1] Overview of first results from STAR. J. Harris, Proc. QM2001.
- [2] PHENIX overview. W. A. Zajc, Proc. QM2001.
- [3] Results from the PHOBOS experiment at RHIC. G. Roland, Proc. QM2001.
- [4] Results from first RHIC run. F. Videboeck, BRAMS collab, Proc. QM2001.
- [5] PHENIX collaboration. K. Adcox et. al. Phys. Rev. Lett. **86**, 3500 (2001).
- [6] PHOBOS collaboration. B. B. Back et. al. Phys. Rev. Lett. **85**, 3100 (2000).
- [7] High p_T spectra from STAR. J. C. Dunlop, Proc. QM2001.
- [8] First hints for jet quenching at RHIC. A. Drees, Proc. QM2001.
- [9] N. Armesto, M. A. Braun, E. G. Ferreira and C. Pajares, Phys. Rev. Lett. **77**, 3736 (1996).
- [10] M. Nardi and H. Satz, Phys. Lett. **B442**, 14 (1998); J. Dias de Deus, R. Ugoccioni and A. Rodrigues, Eur. Phys. J. **C16**, 537 (2000).
- [11] M. Braun and C. Pajares, Phys. Rev. Lett. **85**, 4864 (2001).
- [12] M. Braun, C. Pajares and J. Ranft, Journal of Modern Phys. **A14**, 2689 (1999); M. A. Braun and C. Pajares, Eur. Phys. J. **C16**, 349 (2000).
- [13] F. del Moral and C. Pajares, Nucl. Phys. B (Proc. Suppl.) **92**, 95 (2001).
- [14] J. Schwinger, Phys. Rev. **82**, 664 (1951); T. S. Biro, H. B. Nielsen and J. Knoll, Nucl. Phys. **B245**, 449 (1984).
- [15] N. S. Amelin, M. A. Braun and C. Pajares, Z. Phys. **C63**, 507 (1994); N. S. Amelin, N. Armesto, C. Pajares and D. Sousa hep-ph/0103060.
- [16] WA98 collaboration, Eur. Phys. J. **C18**, 651 (2001).

- [17] PHENIX collaboration, F. Messer, Proc. QM2001.
- [18] X. N. Wang and M. Gyulassy, Phys. Rev. Lett. **86**, 3496 (2001).
- [19] D. Kharzeev and M. Nardi, nucl-th/0012025; H. J. Pirner and F. Yuan, hep-ph/0101115;
S. Barshay and G. Kreyerhoff, hep-ph/0104303.
- [20] J. Dias de Deus and R. Ugoccioni, Phys. Lett. **B491**, 253 (2000); *ibid.* **B494**, 53 (2000).
- [21] A. Capella and D. Sousa, nucl-th/0101023, Phys. Lett. **B**to be published.
- [22] K. J. Eskola, K. Kajantie and K. Tuominen, Phys. Lett. **B497**, 39 (2001)
- [23] N. Armesto, C. Pajares and D. Sousa, hep-ph/0104269.
- [24] I. Vitev and M. Gyulassy, nucl-th/0104066.

FIGURES

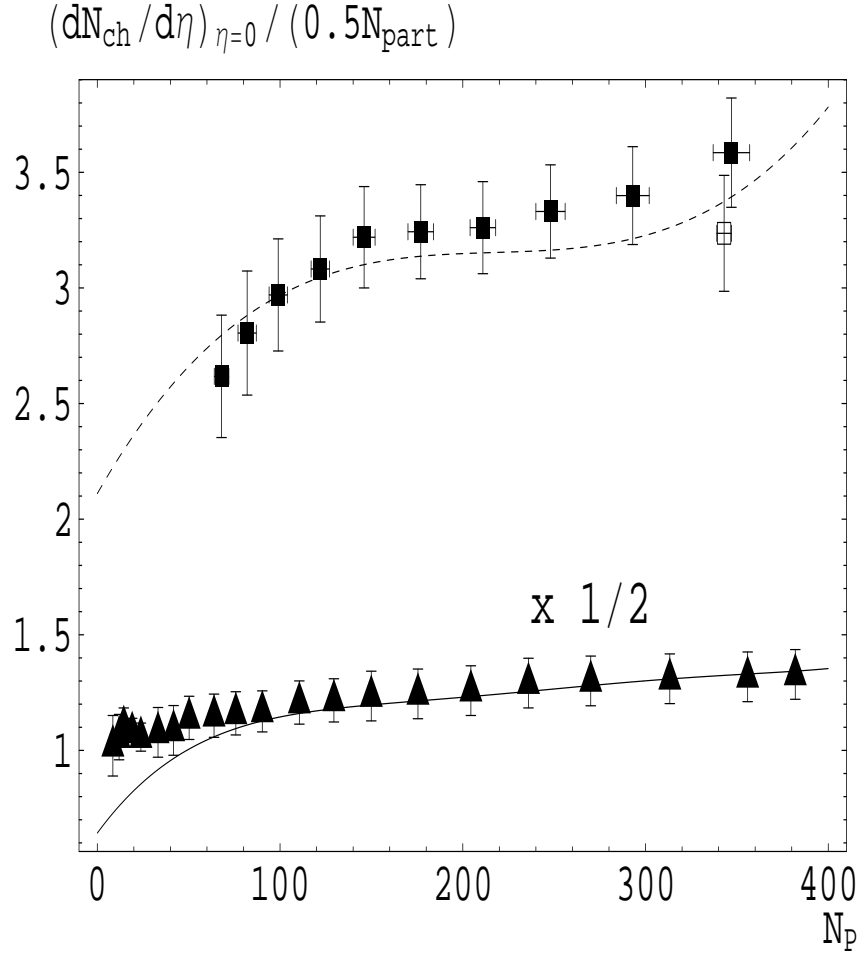


FIG. 1. The multiplicity as a function of the number of participants from percolation of strings at SPS (solid line) and RHIC (dashed line) energies. Experimental data are from SPS WA98 [16] (filled triangles) and from RHIC PHENIX [5] (filled boxes) and PHOBOS [6] (non-filled boxes).

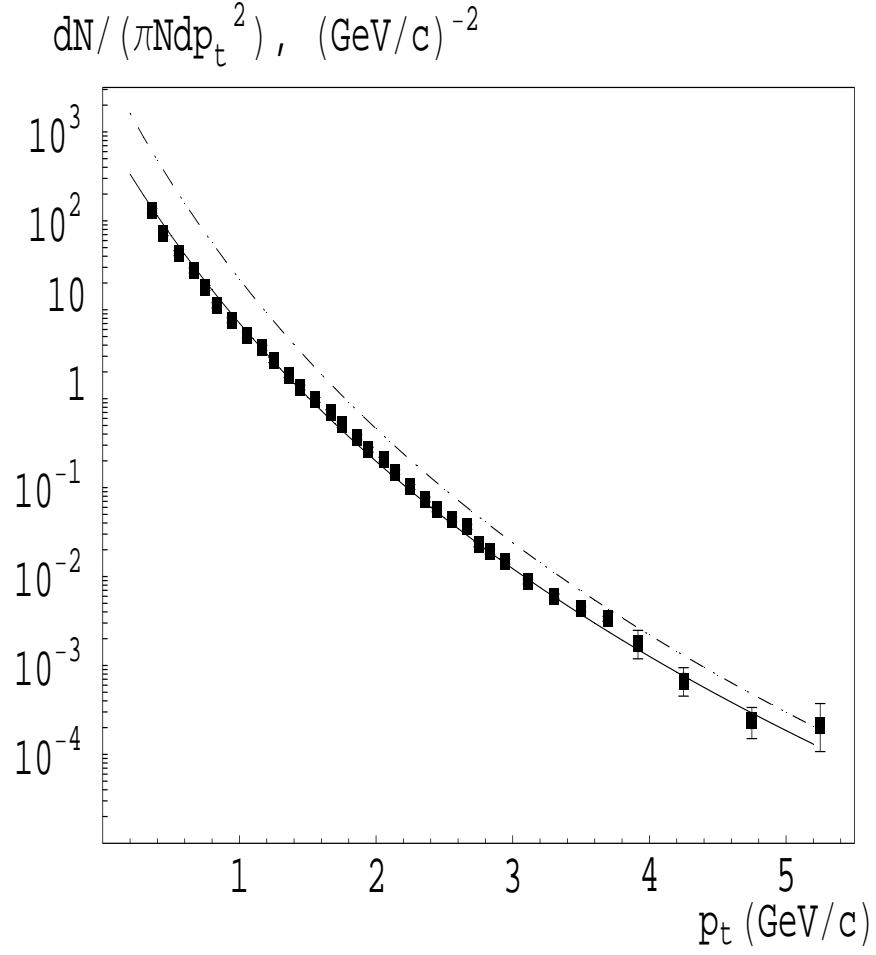


FIG. 2. The p_T distribution for central (5%) Au-Au collisions from the percolation of strings (solid line) compared to the PHENIX data [2,17] (filled boxes). Prediction from the independent particle production models (Eq. (2)) is shown by the dash-dotted line.

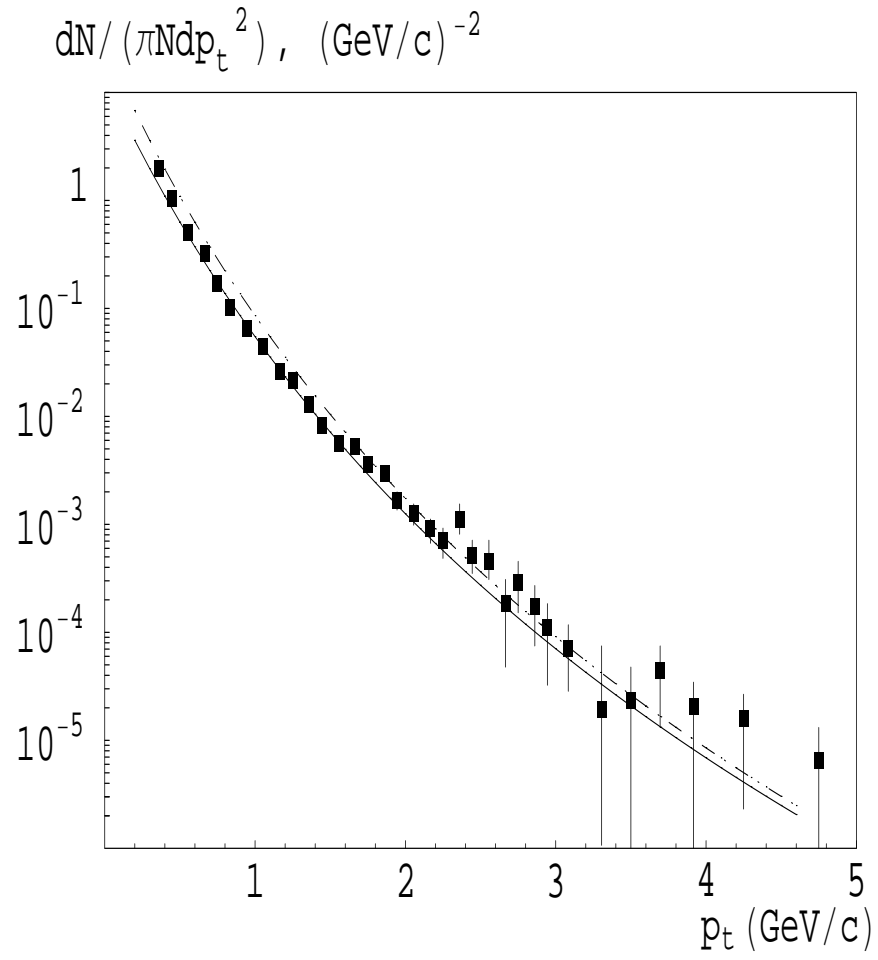


FIG. 3. The p_T distributions for peripheral (80-90%) Au-Au collisions. Notations are the same as in Fig. 2.

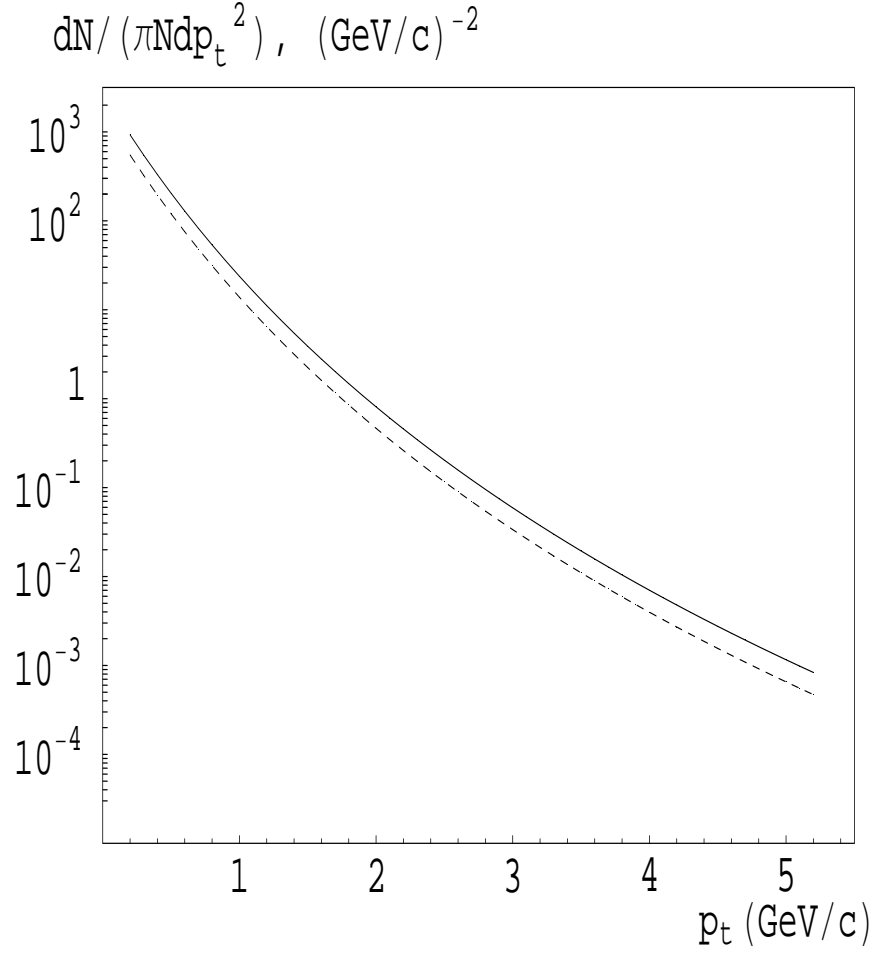


FIG. 4. Predictions for central (5%) Au-Au (solid line) and central (5%) Ag-Ag (dashed line) collisions at 200 GeV/n from the percolation for strings.