

SLAC-PUB-8836
UMN-D-01-5
NCSU-TH-01-07
NT@UW-00-09

Perturbative QCD and Factorization of Coherent Pion Photoproduction on the Deuteron

S. J. Brodsky

Stanford Linear Accelerator Center, Stanford University, Stanford, California 94309

J. R. Hiller

Department of Physics, University of Minnesota, Duluth, Minnesota 55812

Chuang-Ryong Ji

Department of Physics, North Carolina State University, Raleigh, North Carolina 27695

G. A. Miller

Department of Physics, University of Washington, Seattle, Washington 98195

(Submitted to Physical Review C.)

Work supported by the Department of Energy, contracts DE-AC03-76SF00515, DE-FG02-98ER41087, DE-FG02-96ER40947, and DE-FG03-97ER4104.

Abstract

We analyze the predictions of perturbative QCD for pion photoproduction on the deuteron $D \rightarrow \pi^0 D$ at large momentum transfer using the reduced amplitude formalism. The cluster decomposition of the deuteron wave function at small binding only allows the nuclear coherent process to proceed if each nucleon absorbs an equal fraction of the overall momentum transfer. Furthermore, each nucleon must scatter while remaining close to its mass shell. Thus the nuclear photoproduction amplitude $M_{D \rightarrow \pi^0 D}(u; t)$ factorizes as a product of three factors: (1) the nucleon photoproduction amplitude $M_{N_1 \rightarrow \pi^0 N_1}(u=4; t=4)$ at half of the overall momentum transfer, (2) a nucleon form factor $F_{N_2}(t=4)$ at half the overall momentum transfer, and (3) the reduced deuteron form factor $f_d(t)$, which according to perturbative QCD, has the same monopole fall-off as a meson form factor. A comparison with the recent JLAB data for $D \rightarrow \pi^0 D$ of Meekins et al. and the available $p \rightarrow \pi^0 p$ shows good agreement between the perturbative QCD prediction and experiment over a large range of momentum transfers and center of mass angles. The reduced amplitude prediction is consistent with the constituent counting rule $p_T^{11} M_{D \rightarrow \pi^0 D} \sim F(\sqrt{s_{cm}})$ at large momentum transfer. This is found to be consistent with measurements for photon lab energies $E_\gamma > 3$ GeV at $\sqrt{s_{cm}} = 90$ and 136.

I. INTRODUCTION

Most phenomena in nuclear physics can be well understood in terms of effective theories of dynamical nucleons and mesons. However, in some cases, conventional approaches to nuclear theory become inadequate, and the underlying quark and gluon degrees of freedom of nuclei become manifest. One such area where QCD makes testable predictions is exclusive nuclear processes involving high momentum transfer, such as the elastic lepton-nucleus form factors at large photon virtuality q^2 , and scattering reactions such as deuteron photodisintegration $D \rightarrow pn$ and pion photoproduction $D \rightarrow {}^0D$ at large transverse momentum.

The predictions of QCD for nuclear reactions are most easily described in terms of light-cone (LC) wave functions defined at equal LC time $x^+ = t + z/c$ [1]. The deuteron eigenstate can be projected on the complete set of baryon number $B = 2$, isospin $I = 0$, spin $J = 1; J_z = 0$; 1 color-singlet eigenstates of the free QCD Hamiltonian, beginning with the six-quark Fock states. Each Fock state is weighted by an amplitude which depends on the LC momentum fractions $x_i = k_i^+/p^+$ and on the relative transverse momenta $k_{\perp i}$. There are five different linear combinations of six color-triplet quarks which make an overall color-singlet, only one of which corresponds to the conventional proton and neutron three-quark clusters. Thus, the QCD decomposition includes four six-quark unconventional states with "hidden color" [2]. The spacelike form factors $F_0(Q^2)$ measured in elastic lepton-deuteron scattering for various initial and final deuteron helicities have exact representations as overlap integrals of the LC wave functions constructed in the Drell-Yan-West frame [3,4], where $q^+ = 0$ and $Q^2 = -q^2 = -q_\perp^2$. At large momentum transfer, the leading-twist elastic deuteron form factors can be written in a factorized form

$$F_0(Q^2) = \int_0^1 \int_0^1 \int_0^1 \int_0^1 \int_0^1 \int_0^1 dx_1 \dots dx_6 dy_1 \dots dy_6 \delta(x_1 + \dots + x_6 - 1) \delta(y_1 + \dots + y_6 - 1) T_H^0(x_i; Q) \phi(y_j; Q); \quad (1.1)$$

where the notation \int_{x_i} indicates the integral is done subject to the condition $\sum_{i=1}^6 x_i = 1$, the $\phi(y_j; Q)$ are the deuteron distribution amplitudes, defined as the integral of the six-quark LC wave functions integrated in transverse momentum up to the factorization scale Q , and T_H^0 is the hard scattering amplitude for scattering six collinear quarks from the initial to final deuteron directions. A sum over the contributing color-singlet states is assumed. Because the photon and exchanged gluon couplings conserve the quark chiralities and the distribution amplitudes project out $L_z = 0$ components of initial and final wave functions, the dominant form factors at large momentum transfer are hadron-helicity conserving. The evolution equation for the distribution amplitudes is given in Refs. [2,5].

The hard-scattering amplitude scales as $(s=Q^2)^5$ at leading order corresponding to five gluons exchanged between the six propagating valence quarks. Higher order diagrams involving additional gluon exchanges and loops give NLO corrections of higher order in s . Thus the nominal behavior of the helicity conserving deuteron form factors is $1=Q^{-10}$, modulo the logarithmic corrections from the running of the QCD coupling and the anomalous dimensions from the evolution of distribution amplitudes. In fact, the measurement [6] of the high $Q^2 \sim 5 \text{ GeV}^2$ helicity-conserving deuteron form factor $F_0(Q^2)$ appears consistent with the Q^{-10} (Q^2) scaling predicted by perturbative QCD and constituent counting rules [7].

The analogous factorization formulae for deuteron photodisintegration and pion photoproduction predicts the nominal scaling law $s^{11} \frac{d}{dt} (D \rightarrow np) \sim \text{const}$ and $s^{13} \frac{d}{dt} (D \rightarrow \pi n)$.

0D) \rightarrow const at high energies and fixed q_{cm} . Comparison with the data shows this prediction is only successful at the largest momentum transfers [8,10]. This is not unexpected, since the presence of the large nuclear mass can be expected to delay the onset of leading-twist scaling.

The above discussion does not take into account a simplifying feature of nuclear dynamics: the very weak binding of the deuteron state. The cluster decomposition theorem [11] states that in the zero binding limit ($B \rightarrow 0$), the LC wave function of the deuteron must reduce to a convolution of on-shell color-singlet nucleon wave functions:

$$\lim_{B \rightarrow 0} \psi_{uudd}^D(x_i; k_{\perp i}; i) = \int_0^1 dz \int_0^1 d^2 \vec{\zeta} \psi^d(z; \vec{\zeta}) \psi_{uud}^p(x_i=z; k_{\perp i} + (x_i-z)\vec{\zeta}; i) \psi_{udd}^n(x_i=(1-z); k_{\perp i} - [x_i=(1-z)]\vec{\zeta}; i) \quad (1.2)$$

where $\psi^d(z; \vec{\zeta})$ is the reduced "body" LC wave function of the deuteron in terms of its nucleon components. Applying this cluster decomposition to an exclusive process involving the deuteron, one can derive a corresponding reduced nuclear amplitude (RNA) [5,12,13]. Moreover, at zero binding, one may take $\psi^d(z; \vec{\zeta}) \rightarrow \delta(z - m_p/(m_p + m_n)) \delta^2(\vec{\zeta})$. In effect, each nucleon carries half of the deuteron's four-momentum.

Thus in the weak nuclear binding limit, the deuteron form factor reduces to the overlap of nucleon wave functions at half of the momentum transfer, and $F_D(Q^2) \rightarrow f_d(Q^2) F_N^2(Q^2/4)$ where the reduced form factor $f_d(Q^2)$ is computed from the overlap of the reduced deuteron wave functions [12]. The reduced deuteron form factor resembles that of a particle spin-one meson form factor since its nucleonic substructure has been factored out. Perturbative QCD predicts the nominal scaling $Q^2 f_d(Q^2) \rightarrow \text{const}$ [5]. The measurements of the deuteron form factor show that this scaling is in fact well satisfied at spacelike $Q^2 \sim 1 \text{ GeV}^2$ [6].

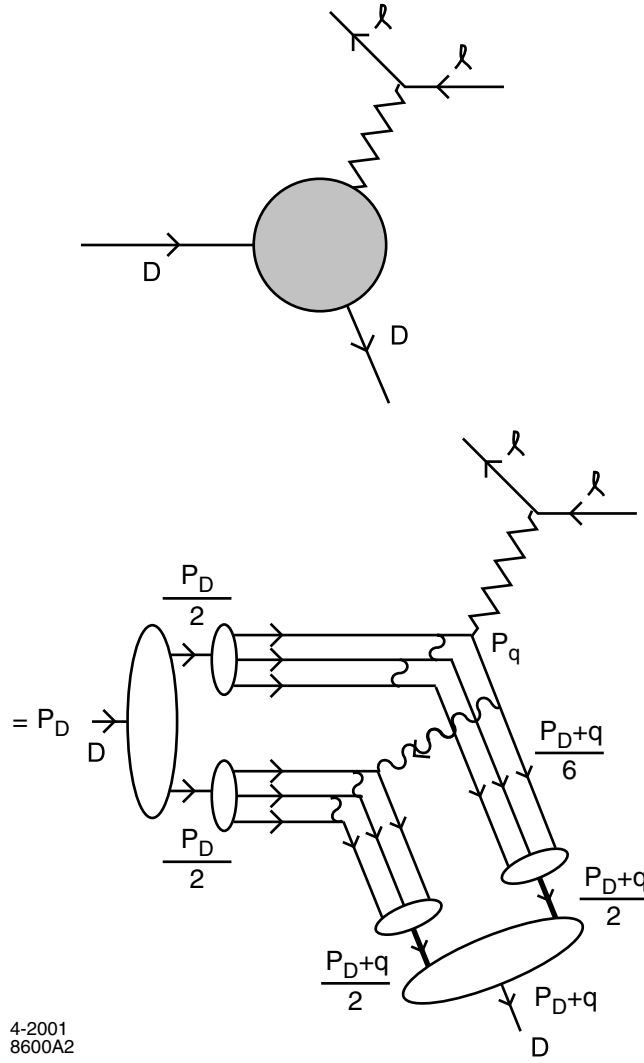
The reduced amplitude factorization is evident in the representative QCD diagram of Fig. 1. Half of the incident photon's momentum is carried over to the spectator nucleon by the exchanged gluon. The struck quark propagator is on-shell with high virtuality $[x_1(p_d + q) + q]^2 = (1 + 2x_1)q^2 = 4 - q^2 = 3$ (using $x_1 = 1/6$) which provides the hard scale for the reduced form factor $f_d(Q^2)$. Fig. 2 shows a similar diagram with quark interchange, which is consistent with the color-singlet clustered structure of the weak-binding amplitude.

In this work, we consider a similar analysis of pion photoproduction on the deuteron $D \rightarrow ^0D$ at weak binding. The cluster decomposition of the deuteron wave function at small binding only allows this process to proceed if each nucleon absorbs an equal fraction of the overall momentum transfer. Furthermore each nucleon must scatter while remaining close to its mass shell. Thus we expect the photoproduction amplitude to factor as

$$M_{D \rightarrow ^0D}(u; t) = C(u; t) M_{N_1 \rightarrow ^0N_1}(u=4; t=4) F_{N_2}(t=4): \quad (1.3)$$

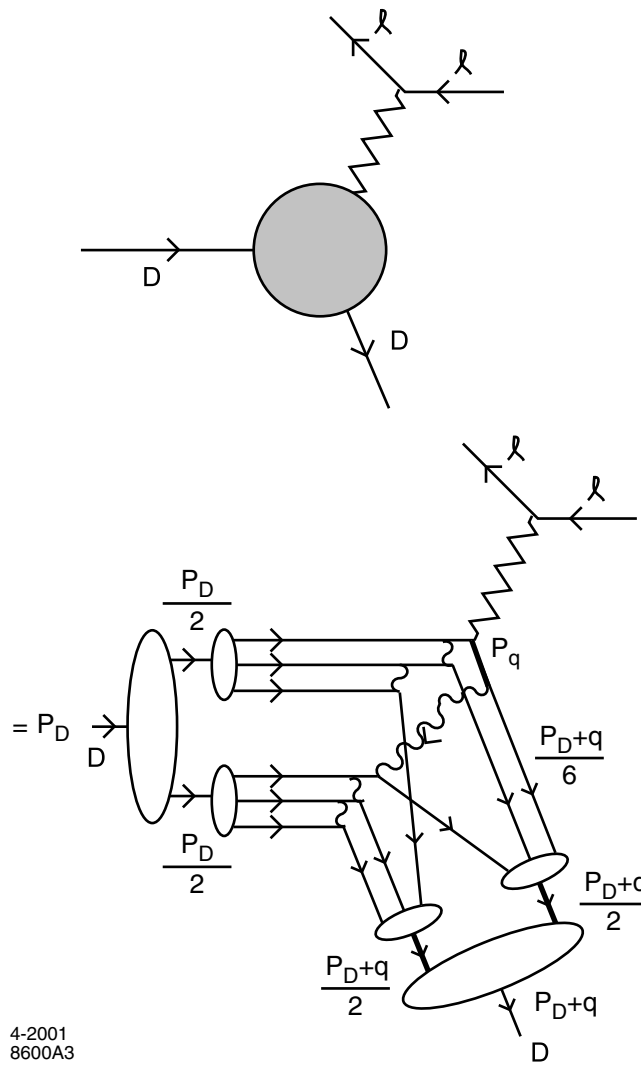
Note that the on-shell condition requires the center of mass angle of pion photoproduction on the nucleon N_1 to be commensurate with the center of mass angle of pion photoproduction on the deuteron.

A representative QCD diagram illustrating the essential features of pion photoproduction on a deuteron is shown in Fig. 3. The exchanged gluon carries half of the momentum transfer to the spectator nucleon. Thus as in the case of the deuteron form factor the



4-2001
8600A2

FIG .1. Illustration of the basic QCD mechanism in which the nuclear amplitude for elastic electron deuteron scattering $\gamma D \rightarrow \gamma D$ factorizes as a product of two on-shell nucleon amplitudes. The propagator of the hard quark line labeled p_q is incorporated into the reduced form factor f_d .



4-2001
8600A3

FIG. 2. Illustration of the basic QCD mechanism in which the nuclear amplitude for elastic electron deuteron scattering $\gamma D \rightarrow \gamma D$ factorizes as a product of two on-shell nucleon amplitudes. The quark interchange allows the amplitude to proceed when the deuteron wavefunction contains only color-singlet clusters.

nuclear amplitude contains an extra quark propagator at an approximate virtuality $t=3$ in addition to the on-shell nucleon amplitudes. Thus taking this graph as representative, we can identify $C(u;t) = C^0 f_d(t)$, where the constant C^0 is expected to be close to unity. This correspondence is also shown in Fig. 4 which includes a quark interchange to account for the color-singlet cluster structure. This structure predicts the reduced amplitude scaling

$$M_{D \rightarrow \pi^0 D}(u;t) = C^0 f_d(t) M_{N_1 \rightarrow \pi^0 N_1}(u=4;t=4) F_{N_2}(t=4) : \quad (1.4)$$

A comparison with elastic electron scattering then yields the following proportionality of amplitude ratios:

$$\frac{M_{D \rightarrow \pi^0 D}}{M_{eD \rightarrow eD}} = C^0 \frac{M_{p \rightarrow \pi^0 p}}{M_{ep \rightarrow ep}} : \quad (1.5)$$

More details of the derivation for Eq. (1.4) will be presented in the following section. The normalization is fixed by the requirement that this factorization yield the same result as the full counting rules for M in the asymptotic limit. Fixing the normalization at a non-asymptotic energy can be a poor approximation, as can be seen in a recent analysis [14].

The new factored form, Eq. (1.4), differs significantly from the older reduced nuclear amplitude factorization [13], for which

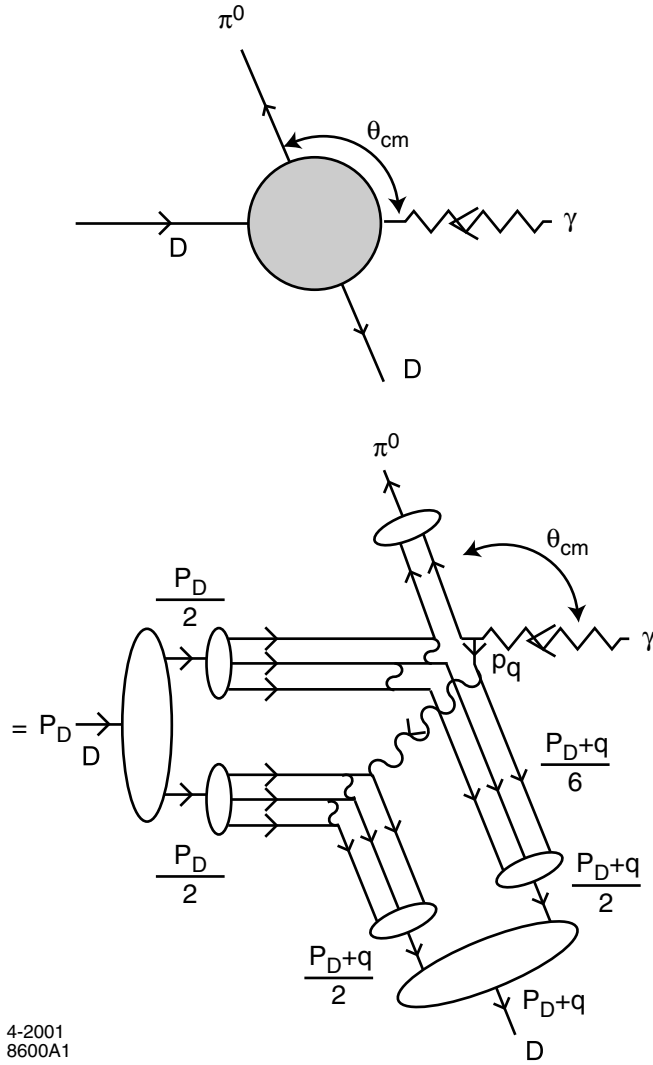
$$M_{D \rightarrow \pi^0 D}^{\text{older}}(u;t) = m_{d \rightarrow \pi^0 d}(u;t) F_N^2(t=4) : \quad (1.6)$$

Here $m_{d \rightarrow \pi^0 d}$ is the reduced amplitude; it scales the same as $m_{p \rightarrow \pi^0 p}$ at fixed angles since the nucleons of the reduced deuteron d are effectively point-like. The advantages of this reduction are that some nonperturbative physics is included via the nucleon form factors and that systematic extension to many nuclear processes is possible [13]. The new factorization given by Eq. (1.4) is an improvement because it includes nonperturbative effects in the pion production process itself.

Recently, JLAB experimental data [14] on π^0 photoproduction from a deuteron target, up to a photon lab energy $E_{\text{lab}} = 4 \text{ GeV}$, were presented as an example inconsistent with both constituent-counting rules (CCR) [7] and reduced nuclear amplitude (RNA) [13] predictions. While the data at $\theta_{\text{cm}} = 136^\circ$ are consistent with the CCR, predicted as $s^{1/3}$ scaling for the differential cross section $d\sigma/dt$, the data at $\theta_{\text{cm}} = 90^\circ$ exhibit a large disagreement with this prediction. Also, the data at both angles were interpreted [14] as being inconsistent with the RNA approach. This is in sharp contrast to the recent measurements of the deuteron electric form factor $A(Q^2)$, which are consistent with both the CCR and RNA predictions in a similar four-momentum transfer range $2 \text{ GeV}^2 < Q^2 < 6 \text{ GeV}^2$ [6].

One potential explanation for this disagreement is odderon exchange [15]. Because the odderon has zero isospin and is odd under charge conjugation, such an exchange is allowed in the t channel of π^0 photoproduction. However, we shall show that the improved factorization given by Eqs. (1.4) and (1.5) is in good agreement with the recent JLAB data [14] for $D \rightarrow \pi^0 D$ and the available $p \rightarrow \pi^0 p$ data [16-20] as well as the existing $eD \rightarrow eD$ and $ep \rightarrow ep$ data. There is thus no need to invoke any additional anomalous contribution to understand the new data [14].

We will also predict results for $D \rightarrow \pi^0 D$ at energies not yet attained. Furthermore, we will analyze the π^0 transverse momentum P_T dependence of the amplitude $M_{D \rightarrow \pi^0 D}$ in



4-2001
8600A1

FIG. 3. Illustration of the basic QCD mechanism in which the nuclear amplitude for $D \rightarrow \pi^0 \gamma$ factorizes as a product of two on-shell nucleon amplitudes. The propagator of the hard quark line labeled p_q is incorporated into the reduced form factor f_d .

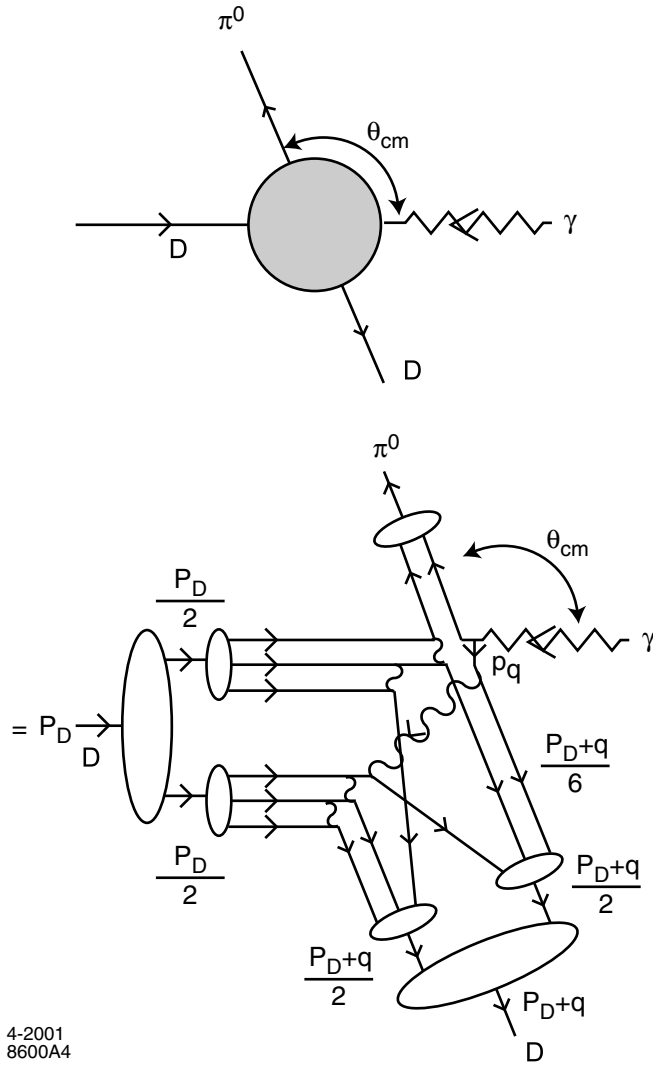


FIG . 4. Illustration of the basic QCD mechanism in which the nuclear amplitude for $D \rightarrow \pi^0 \gamma$ factorizes as a product of two on-shell nucleon amplitudes. The quark interchange allows the amplitude to proceed when the deuteron wavefunction contains only color-singlet clusters.

the c.m. frame and find that the scaling of the predicted $M_{D! \pi^0 D}$ is consistent with the CCR prediction of P_T^{11} when the photon lab energy is only a few GeV for both values of $\sqrt{s_{cm}}$, 90 and 136.

In the next section, Sec. II, we first briefly summarize the kinematics involved in the π^0 photoproduction process and then present a derivation of the improved factorization given by Eqs. (1.4) and (1.5). In Sec. III, we show the numerical results for $M_{D! \pi^0 D}$ as predicted by the factorization and compare the results with the recent JLAB data [14]. We also analyze the P_T dependence of $M_{D! \pi^0 D}$ as a function of E_{lab} for $\sqrt{s_{cm}} = 90$ and 136. Our conclusions and some discussion follow in Sec. IV.

II. KINEMATICS AND FACTORIZATION

A. π^0 Photoproduction Kinematics

The Mandelstam [21] variables of the $D! \pi^0 D$ process are given by

$$s = (q + p_D)^2; \quad t = (q - q')^2; \quad u = (p_D - q')^2; \quad (2.1)$$

where $p_D = \sum_{a=1}^6 p_a$ is the momentum of the target deuteron and q, q' and p_a are the momenta of the photon, pion and a'th quark of the deuteron. In the $-D$ c.m. frame, where experimental results are reported, these variables are related to the photon energy and pion momentum by

$$\begin{aligned} s &= (E_{cm} + \sqrt{m_D^2 + (E_{cm}')^2})^2; \\ t &= m_\pi^2 - 2E_{cm}' (\sqrt{m_D^2 + (q_{cm}')^2} - \sqrt{s} \cos \theta_{cm}'); \\ u &= m_D^2 + m_\pi^2 - 2(\sqrt{m_D^2 + (q_{cm}')^2} \sqrt{s} \cos \theta_{cm}') + E_{cm}' \sqrt{s} \cos \theta_{cm}'; \end{aligned} \quad (2.2)$$

with m_D the deuteron mass and θ_{cm} the angle between the photon and the π^0 in the c.m. frame. Here, also in the c.m. frame, the photon energy and the magnitude of π^0 momentum are given by $E_{cm}' = (s - m_D^2)/2\sqrt{s}$ and $\sqrt{s} \cos \theta_{cm}' = \sqrt{(s - m_D^2 - m_\pi^2)^2 - 4s m_\pi^2}/2\sqrt{s}$, respectively. The transverse momentum of the π^0 is then given by $P_T = \sqrt{s} \sin \theta_{cm}'$ and, if all the masses are neglected, $P_T^2 = tu/s$. The Mandelstam variables s_N, t_N and u_N of the process $N! \pi^0 N$ can also be defined, with the deuteron momentum in Eq. (2.1) replaced by the nucleon momentum $p_N = \sum_{a=1}^3 p_a$. In the $-N$ c.m. frame of the $N! \pi^0 N$ process, the photon energy and the magnitude of the π^0 momentum are given by $(E_{cm}')_N = (s_N - m_N^2)/2\sqrt{s_N}$ and $(q_{cm}')_N = \sqrt{(s_N + m_N^2 - m_\pi^2)^2 - 4s_N m_\pi^2}/2\sqrt{s_N}$, respectively, with the nucleon mass being m_N .

One can find the magnitude of the invariant amplitude $M_{D! \pi^0 D}(u; t)$ from the experimental differential cross section data by using

$$|M_{D! \pi^0 D}(u; t)|^2 = 4(s - m_D^2) \frac{d}{dt} (D! \pi^0 D); \quad (2.3)$$

Similarly, we obtain the invariant amplitude $|M_{N! \pi^0 N}(u_N; t_N)|^2$ from the available data for $p! \pi^0 p$ [16{20]. The proton data and the factorization formula (1.4) can

then be used to predict $M_{D \rightarrow \pi^0 D}(u; t)$. We take the generic nucleon form factor $F_N(t)$ to be $1 - t/(0.71 \text{ GeV}^2)$ and the reduced deuteron form factor [22] $f_d(t)$ $2.14 = 1 - t/(0.28 \text{ GeV}^2)$, as determined by the analyses of the elastic deuteron form factors [23]. As one can see in the previous analysis [5], the experimental data for $t > 2 \text{ GeV}^2$ are better described without the logarithmic corrections. The normalization constant C^0 in Eq. (1.4) is then fixed by the largest E_{lab} data point of $D \rightarrow \pi^0 D$ amplitude [14] at $\sqrt{s} = 90$ and obtained as $C^0 = 0.8$.

B. New Improved R N A Factorization

The factorization given by Eq. (1.4) can be derived in analogy with earlier work on the deuteron form factor [12]. The first step is to replace at the quark level the electromagnetic vertex $q \rightarrow q$ with a photoproduction amplitude $q \rightarrow \pi^0 q$. Let $M_{q \rightarrow \pi^0 q}(q; q; p_a)$ be the amplitude for this subprocess, with q , q , and p_a the momenta of the photon, pion, and a quark, respectively. The full amplitude for the hadronic process $D \rightarrow \pi^0 D$ can be transcribed from Eq. (2.10) of [12], with insertion of $M_{q \rightarrow \pi^0 q}$, as

$$M_{D \rightarrow \pi^0 D}(u; t) = \sum_{a=1}^{X^6} \int [dx]_i [d^2 k_{\perp}]_i \psi_D(\mathbf{x}_i; \mathbf{k}_{\perp i} + (\mathbf{y}_a - \mathbf{x}_i) \mathbf{q}_{\perp}) M_{q \rightarrow \pi^0 q}(q; q; p_a) \psi_D(\mathbf{x}_i; \mathbf{k}_{\perp i}) \quad (2.4)$$

where ψ_D is the valence wave function, $q = q - q$ is the momentum transfer, and

$$[dx]_i = \prod_{i=1}^{X^6} dx_i \prod_{i=1}^{Y^6} \frac{dx_i}{x_i}; \quad [d^2 k_{\perp}]_i = 16^{-3/2} \left(\prod_{i=1}^{X^6} k_{\perp i} \right) \prod_{i=1}^{Y^6} \frac{d^2 k_{\perp i}}{16^{-3/2}}; \quad (2.5)$$

The reference frame has been chosen such that $q^+ = q^0 + q^3 = 0$.

The deuteron wave function factorizes in the manner described by Eq. (2.23) of [12], which reads

$$\begin{aligned} \psi_D(\mathbf{x}_i; \mathbf{k}_{\perp i} + (\mathbf{y}_a - \mathbf{x}_i) \mathbf{q}_{\perp}) = & \sum_{a=1}^{X^6} \sum_{b=4}^{X^6} \sum_{c=1}^{X^6} \frac{x_a}{1 - x_a} \frac{1}{Q^2} \\ & V(\mathbf{x}_i; (\mathbf{y}_a - \mathbf{x}_i) \mathbf{q}_{\perp}; \mathbf{x}_j; \mathbf{y}_{ja} + (1 - y) \mathbf{y}_{jb} - \mathbf{x}_j) \mathbf{q}_{\perp}) \\ & N(\mathbf{z}_i; \mathbf{k}_{\perp i}^0 + (\mathbf{y}_a - \mathbf{z}_i) \mathbf{y}_{\perp}) \\ & N(\mathbf{z}_j; \mathbf{k}_{\perp j}^0 + (\mathbf{y}_b - \mathbf{z}_j) (1 - y) \mathbf{q}_{\perp})^d(0); \end{aligned} \quad (2.6)$$

where $d(0)$ is the body wave function of the deuteron at the origin and

$$y = \sum_{i=1}^{X^3} x_i; \quad l_{\perp} = \sum_{i=1}^{X^3} k_{\perp i}; \quad z_i = \frac{x_i}{y}; \quad k_{\perp i}^0 = k_{\perp i} - z_i l_{\perp}; \quad z_j = \frac{x_j}{1 - y}; \quad k_{\perp j}^0 = k_{\perp j} + z_j l_{\perp}; \quad (2.7)$$

In the weak binding limit, the value of y is approximately $1/2$, l_{\perp} is approximately zero, and the kernel V contributes only a constant. The deuteron amplitude (2.4) reduces to the analog of Eq. (2.24) in Ref. [12]

$$\begin{aligned}
M_{D \rightarrow \pi^0 D} (u; t) = & \frac{C}{q^2} j^d(0) j^{\frac{1}{2}} \int_{a=1}^{X^3 Z} [dz]_i [d^2 k_{\perp}^0]_{i1} \\
& N(z_i; k_{\perp i}^0 + (z_{ia} - z_i) \frac{q_{\perp}}{2}) M_{q! \rightarrow q} (q; q; p_a) N(z_i; k_{\perp i}^0) \\
& \int_{b=4}^{X^6 Z} [dz]_j [d^2 k_{\perp}^0]_{j1} N(z_j; k_{\perp j}^0 + (z_{jb} - z_j) \frac{q_{\perp}}{2}) N(z_j; k_{\perp j}^0) + (a \leftrightarrow b) : \quad (2.8)
\end{aligned}$$

This result does not quite factorize because the quark amplitude $M_{q! \rightarrow q}$ depends on the full q and q , whereas the individual nucleons experience momentum transfers of $(q - q) = 2$. To relate this quark amplitude to the one for a subprocess involving only a nucleon, we use the spin-averaged form of the amplitude obtained by Carlson and Wakely [24]

$$M_{q! \rightarrow q}(\hat{u}; \hat{t}) j^{\frac{1}{2}} = \hat{t} \frac{\hat{s}^2 + \hat{u}^2}{\hat{s}^2 \hat{u}^2}; \quad (2.9)$$

where $\hat{s} = (q + p_a)^2$, $\hat{t} = (q - q)^2 = t$, and $\hat{u} = (p_a - q)^2$. For photoproduction from a single nucleon, embedded in the deuteron, we have instead the quark-level invariants

$$\hat{s}_N = (q = 2 + p_a)^2; \quad \hat{t}_N = (q = 2 - q = 2)^2 = \hat{t} = 4; \quad \hat{u}_N = (p_a - q = 2)^2; \quad (2.10)$$

The quark momentum is the same in both cases simply because it is the same quark. In the zero-mass limit we have $\hat{s}_N = \hat{s} = 2$ and $\hat{u}_N = \hat{u} = 2$. This (with Eq. (2.9)) leaves $M_{q! \rightarrow q}(\hat{u}; \hat{t}) j^{\frac{1}{2}} = M_{q! \rightarrow q}(\hat{u}_N; \hat{t}_N) j^{\frac{1}{2}}$. Furthermore, the above values of $\hat{s}_N; \hat{t}_N; \hat{u}_N$ correspond to using $q = 2$ and $q = 2$ in evaluating the proton photoproduction amplitude. With these values the factorization can now be completed to obtain Eq. (1.4). A similar derivation can be constructed for a relation between the amplitudes of $eD \rightarrow \pi^0 eD$ and $eN \rightarrow \pi^0 eN$ processes, from which one can prove Eq. (1.5).

III. COMPARISON WITH EXPERIMENT

From the recent JLAB $D \rightarrow \pi^0 D$ data [14], we computed the corresponding invariant amplitudes using Eq. (2.3) both for $\phi_m = 90^\circ$ and 136° . We then used our factorization formula Eq. (1.4) to predict $M_{D \rightarrow \pi^0 D}$ with input from the available $p \rightarrow \pi^0 p$ data [16][20]. The results are presented in Figs. 5 and 6.

In Fig. 5, the normalization of our prediction is fixed (at $C^0 = 0.8$) by the overlapping data point at $E_{\text{lab}} = 4 \text{ GeV}$, which is the highest photon lab energy used in the JLAB $D \rightarrow \pi^0 D$ experiment [14]. It is interesting to find that the general trend of our prediction (the open circles) is very similar to that of the direct result from the JLAB data [14], shown as filled circles. The prediction is remarkably consistent with the CCR prediction. In addition, our "prediction" in the E_{lab} overlap region, denoted by crosses, mimics the shape of the direct result. The crosses are systematically above all the filled circles by 50% or more (on a linear scale). This difference could be absorbed into the determination of the normalization; however, the factorization is expected to be less accurate at these lower energies, and normalization is best done at the highest available energy. Also, one should

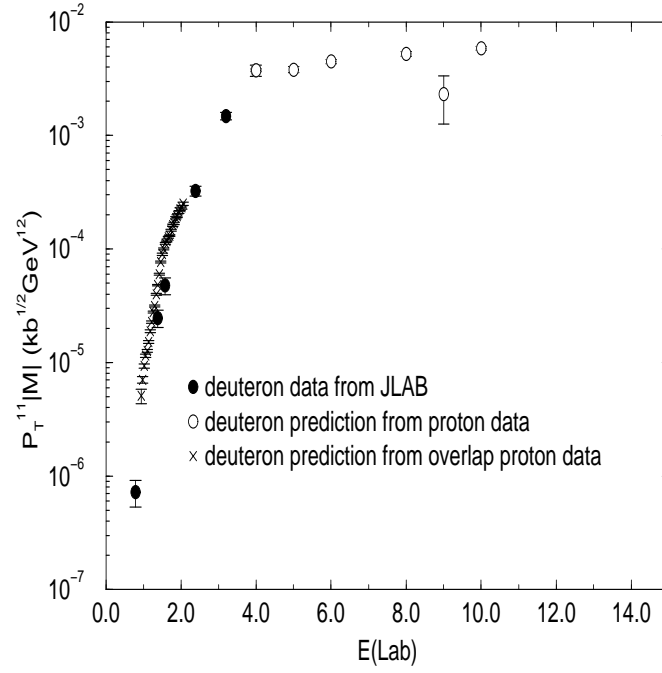


FIG. 5. $P_T^{11} |M|$ versus photon lab energy E_{lab} at $\theta_{\text{cm}} = 90^\circ$. The filled circles are obtained directly from the recent JLAB $\gamma D \rightarrow \pi^0 D$ data [14], and the crosses and open circles are our predictions from the $p \rightarrow \pi^0 p$ data presented in Ref. [16] and Refs. [17,18]. Note that an open circle is overlaid on top of a filled circle for the overlapping data point at $E_{\text{lab}} = 4 \text{ GeV}$.

note that there is a resonance contribution in the $p \rightarrow \pi^0 p$ data [16], in the region of $700 \text{ MeV} < E_{\text{lab}} < 800 \text{ MeV}$, which could bias a normalization done at lower energies.

In Fig. 6 we use input from the proton data [16{20] in the vicinity of $\theta_{\text{cm}} = 136^\circ$. Using the same procedure for fixing the normalization, we find that our prediction is nicely connected to the direct calculation from the JLAB data [14], again shown as filled circles. The prefactor P_T^{11} is computed at $\theta_{\text{cm}} = 136^\circ$ for all data points. Due to the variation of θ_{cm} values in the available data, the consistency with the CCR is not as good as in the previous Fig. 5. Nevertheless, we can still see in the behavior of our prediction that scaling of P_T^{11} begins already at a few GeV.

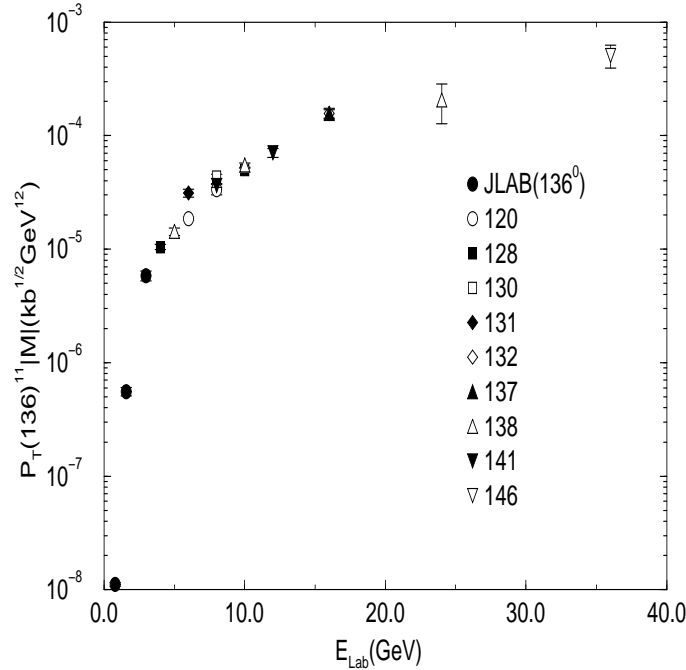


FIG. 6. $P_T^{11}(136)/|M|^2$ versus photon lab energy E_{lab} with $P_T^{11}(136)$ defined by the P_T value computed at $\theta_{\text{cm}} = 136^\circ$. This definition is due to the fact that the θ_{cm} values of the $p \rightarrow \pi^0 p$ data are near 136° but not exactly equal. The filled circles are obtained directly from the recent JLAB $p \rightarrow \pi^0 p$ data [14], and the other symbols are our predictions based on $p \rightarrow \pi^0 p$ data at angles near $\theta_{\text{cm}} = 136^\circ$, presented in Refs. [16{18].

¹We were unable to find $p \rightarrow \pi^0 p$ data exactly at $\theta_{\text{cm}} = 136^\circ$ in the E_{lab} energy range considered here.

IV . C O N C L U S I O N S A N D D I S C U S S I O N

We have analyzed the predictions of perturbative QCD for coherent photoproduction on the deuteron $D \rightarrow \pi^0 D$ at large momentum transfer using a new form of reduced amplitude factorization displayed in Eq. (1.4). The underlying principle of the analysis is the cluster decomposition theorem for the deuteron wave function at small binding: the nuclear coherent process can proceed only if each nucleon absorbs an equal fraction of the overall momentum transfer. Furthermore each nucleon must scatter while remaining close to its mass shell. Thus the nuclear photoproduction amplitude $M_{D \rightarrow \pi^0 D}(u; t)$ factorizes as a product of three factors: (1) the nucleon photoproduction amplitude $M_{N_1 \rightarrow \pi^0 N_1}(u=4; t=4)$ at half of the overall momentum transfer and at the same overall center of mass angle, (2) a nucleon form factor $F_{N_2}(t=4)$ at half the overall momentum transfer, and (3) the reduced deuteron form factor $f_d(t)$, which according to perturbative QCD, has the same monopole fall-off as a meson form factor. The on-shell condition requires the center of mass angle of pion photoproduction on the nucleon N_1 to be commensurate with the center of mass angle of pion photoproduction on the deuteron. The reduced amplitude prediction is consistent with the constituent counting rule $p_T^{11} M_{D \rightarrow \pi^0 D} \rightarrow F(\theta_{cm})$ at large momentum transfer. A comparison with the recent JLAB data for $D \rightarrow \pi^0 D$ of Meekins et al. [14] and the available $p \rightarrow \pi^0 p$ data [16,20] shows good agreement between the perturbative QCD prediction and experiment over a large range of momentum transfers and center of mass angles.

We have also used reduced amplitude scaling for the elastic electron-deuteron scattering to show

$$\frac{M_{D \rightarrow \pi^0 D}}{M_{eD \rightarrow eD}} = C^0 \frac{M_{p \rightarrow \pi^0 p}}{M_{ep \rightarrow ep}}. \quad (4.1)$$

This scaling is also consistent with experiment. The constant C^0 is found to be close to 1, suggesting similar underlying hard-scattering contributions. No anomalous contributions such as might derive from odderon exchange are required.

A C K N O W L E D G M E N T S

This work was supported in part by the Department of Energy, contracts DE-AC03-76SF00515 (S.J.B.), DE-FG02-98ER41087 (J.R.H.), DE-FG02-96ER40947 (C.R.J.), and DE-FG03-97ER4104 (G.A.M.).

REFERENCES

- [1] S. J. Brodsky, H.-C. Pauli, and S. S. Pinsky, Phys. Rep. 301, 299 (1998).
- [2] C.-R. Ji and S. J. Brodsky, Phys. Rev. D 34, 1460 (1986).
- [3] S. D. Drell and T. M. Yan, Phys. Rev. Lett. 24, 181 (1970).
- [4] G. West, Phys. Rev. Lett. 24, 855 (1970).
- [5] S. J. Brodsky, C.-R. Ji, and G. P. Lepage, Phys. Rev. Lett. 51, 83 (1983).
- [6] L. C. Alexia et al, Phys. Rev. Lett. 82, 1374 (1999).
- [7] S. J. Brodsky and G. R. Farrar, Phys. Rev. Lett. 31, 1153 (1973); Phys. Rev. D 11, 1309 (1975); V. A. Matveev, R. M. Muradyan, and A. V. Tavkhelidze, Lett. Nuovo Cim. 7, 719 (1973).
- [8] J. Napolitano et al, Phys. Rev. Lett. 61, 2530 (1988); S. J. Freedman et al, Phys. Rev. C 48, 1864 (1993).
- [9] J. E. Belz et al, Phys. Rev. Lett. 74, 646 (1995).
- [10] C. W. Bodna et al, Phys. Rev. Lett. 81, 4576 (1998).
- [11] J. M. Namyslawski, IFT/80/3-W ARSAW Invited contribution to 9th Int. Conf. on Few Body Problems, Eugene, Oregon, Aug 17-23, 1980.
- [12] S. J. Brodsky and C.-R. Ji, Phys. Rev. D 33, 2653 (1986).
- [13] S. J. Brodsky and J. R. Hiller, Phys. Rev. C 28, 475 (1983); 30, 412E (1984).
- [14] D. G. Meekins et al, Phys. Rev. C 60, 052201 (1999).
- [15] I. F. Ginzburg, D. Yu. Ivanov, and V. G. Serbo, Phys. Atom. Nucl. 56, 1474 (1993) [Yad. Fiz. 56, 45 (1993)]; E. R. Berger and O. Nachtmann, Nucl. Phys. Proc. Suppl. 79, 352 (1999).
- [16] A. Imanishi et al, Phys. Rev. Lett. 54, 2497 (1985).
- [17] M. A. Shupe et al, Phys. Rev. Lett. 40, 271 (1978).
- [18] G. C. Bohn et al, Phys. Rev. Lett. 18, 926 (1967).
- [19] R. L. Anderson et al, Phys. Rev. Lett. 30, 627 (1973).
- [20] R. L. Anderson et al, Phys. Rev. Lett. 26, 30 (1971).
- [21] S. Mandelstam, Phys. Rev. 112, 1344 (1958).
- [22] S. J. Brodsky and B. T. Chertok, Phys. Rev. Lett. 37, 269 (1976); Phys. Rev. D 14, 3003 (1976).
- [23] R. G. Arnold et al, Phys. Rev. Lett. 35, 776 (1975).
- [24] C. E. Carlson and A. B. Wakely, Phys. Rev. D 48, 2000 (1993).