

A Possibility to Measure CP -Violating Effects in the Decay $K \rightarrow \mu\nu\gamma$

R.N. Rogalyov*

Institute for High Energy Physics, Protvino, Russia.

It is argued that a precise measurement of the transverse component of the muon spin in the decay $K \rightarrow \mu\nu\gamma$ makes it possible to obtain a more stringent limit on the parameters of the leptoquark, SUSY and left-right symmetric models. The results of the calculations of the transverse component of the muon spin in the decay $K \rightarrow \mu\nu\gamma$ due to the final-state electromagnetic interactions are presented. The weighted average of the transverse component of the muon spin comprises $\sim 2.3 \times 10^{-4}$. It is also shown that possible contribution of the induced tensor coupling to the transverse polarization of the muon can be neglected.

1. Introduction

The transverse component of the muon spin in the decay $K \rightarrow \mu\nu\gamma$ beyond the Standard Model is due to both the electromagnetic and CP - and T -violating interactions:

$$\xi = \xi_{\text{EM}} + \xi_{\text{odd}}, \quad (1)$$

where ξ_{EM} is the contribution of the electromagnetic Final-State Interactions (FSI) and ξ_{odd} is the contribution of the CP -odd interactions. The transverse polarization of the muon can be accounted for by the imaginary parts of the form factors that parametrize the expression for the amplitude of the decay (to be certain, we consider the decay $K^+(p) \rightarrow \mu^+(k)\nu(k')\gamma(q)$):

$$\mathcal{M} = G_F e V_{us}^* \bar{u}_\nu(k') \left(F_{IB} M_{IB} + F_V M_{SD}^V + F_A M_{SD}^A + F_T M_T \right) v_\mu(k), \quad (2)$$

where

$$\begin{aligned} M_{IB} &= im_\ell F \left(\frac{k \cdot \epsilon}{k \cdot q} - \frac{p \cdot \epsilon}{p \cdot q} + \frac{\hat{q}\hat{\epsilon}}{2k \cdot q} \right) (1 + \gamma^5), \\ M_{SD}^A &= \frac{i}{\sqrt{2} M_K} (p \cdot q \hat{\epsilon} - p \cdot \epsilon \hat{q}) (1 - \gamma^5), \\ M_{SD}^V &= \frac{-1}{\sqrt{2} M_K} \varepsilon^{\mu\nu\alpha\beta} p_\mu q_\nu \epsilon_\alpha \gamma_\beta (1 - \gamma^5), \\ M_T &= \frac{-i}{\sqrt{2}} \hat{q}\hat{\epsilon} (1 + \gamma^5). \end{aligned} \quad (3)$$

In these formulas, k , k' and q are the momenta of muon, neutrino, and kaon, respectively; $p = k + k' + q$ is the kaon momentum; ϵ is the polarization vector of the photon; $M_K = 494$ MeV and $m_\ell = 106$ MeV are the kaon and muon masses; $G_F = 1.17 \times 10^{-5} \text{ GeV}^{-2}$ is the Fermi constant; $V_{us}^* = 0.22$ is the element of the Cabibbo–Kobayashi–Maskawa matrix; and $F = 93$ MeV is

*E-mail: rogalyov@mx.ihep.su

the π -meson decay constant. In our description of the decay $K^+(p) \rightarrow \mu^+(k)\nu(k')\gamma(q)$ we also use the following designations:

$$\begin{aligned} x &= \frac{2p \cdot q}{M_K^2}; \quad y = \frac{2p \cdot k}{M_K^2}; \quad \lambda = \frac{1 - y + \rho}{x}; \quad \tau = (1 - \lambda)x + \rho; \\ \rho &= \frac{m_\ell^2}{M_K^2}; \quad \gamma = \frac{F_A}{F_V}; \quad \zeta = 1 - \lambda - \tau. \end{aligned} \quad (4)$$

Formulas (2) and (3) provide the most general expression for the matrix element of the $K^+ \rightarrow \mu^+\nu\gamma$ decay conforming the requirements of Lorentz invariance and unitarity.

In the framework of the chiral perturbation theory (in the order $O(p^4)$), $F_{IB} = 1 + O(\alpha)$, $F_T = 0$,

$$F_V = \frac{\sqrt{2} M_K}{8\pi^2 F}; \quad F_A = \frac{4\sqrt{2} M_K (L_9 + L_{10})}{F}, \quad (5)$$

where $L_9 = 6.9 \pm 0.7 \times 10^{-3}$ and $L_{10} = -5.5 \pm 0.7 \times 10^{-3}$ are the parameters of the $O(p^4)$ Lagrangian of the chiral perturbation theory [7].

F_T is the constant of the hypothetical tensor interaction proposed in [8] to account for a discrepancy between the theoretical and experimental spectra of the decay $\pi \rightarrow e\nu\gamma$. An effective tensor interaction emerges in the models with scalar leptoquarks.

The article is organized as follows. In Section 2 we express the transverse polarization of the muon in terms of the helicity amplitudes and derive the expression of the type:

$$\xi = (\text{Im } F_{IB}) \xi_{IB} + (\text{Im } F_A) \xi_A + (\text{Im } F_V) \xi_V + (\text{Im } F_T) \xi_T, \quad (6)$$

where ξ_{IB}, ξ_A, ξ_V , and ξ_T are known functions of x and y .

Current limitations on the CP violation parameters in various non-Standard models allow the transverse component of the muon spin in the decay $K \rightarrow \mu\nu\gamma$ to be rather large [1]: the left-right symmetric models based on the symmetry group $SU(2)_L \times SU(2)_R \times U(1)_{B-L}$ with one doublet Φ and two triplets $\Delta_{L,R}$ of Higgs bosons can give $\xi_{\text{odd}} \sim 3 \times 10^{-3}$ [4], supersymmetric models— $\xi_{\text{odd}} \sim 5 \times 10^{-3}$ [5], leptoquark models— $\xi_{\text{odd}} \sim 2 \times 10^{-3}$ [1].

In Section 3, we consider leptoquark models in some detail because of possible tensor interaction induced by the leptoquarks and estimate its effect on the imaginary part of the tensor coupling.

In Section 4, we compute the contribution of the electromagnetic FSI to the transverse component of the muon spin in the one-loop approximation in order to estimate a CP -even background to the above-mentioned CP -odd effects.

2. The Expression for Polarization of the Muon in Terms of Helicity Amplitudes

Experimentally, the transverse component of the muon spin can be defined as follows:

$$\xi = \frac{N_+ - N_-}{2(N_+ + N_-)}, \quad (7)$$

where $N_+(N_-)$ is the number of the produced muons whose spin is directed along(against) a beforehand specified direction of polarization. We introduce vector \vec{o} specifying such direction

in the case under consideration. In the kaon rest frame, it is orthogonal to the vectors \vec{q}, \vec{k} , and \vec{k}' (in this frame, these three vectors are linearly dependent):

$$\vec{o} = \frac{2}{M_K^3 x \sqrt{\lambda \zeta}} (\vec{q} \times \vec{k}), \quad (8)$$

a positive value of ξ implies that the projection of spin of muon on vector \vec{o} is positive: $\vec{s} \vec{o} > 0$.

The respective 4-vector is defined as the unit vector orthogonal to the vectors q, k , and k'^1 :

$$o^\lambda = \frac{2}{M_K^3 x \sqrt{\lambda \zeta}} \varepsilon^{\mu\nu\rho\lambda} k'_\mu k_\nu q_\rho, \quad (9)$$

or, to put it differently,

$$o^\mu = \frac{\omega_-^\mu(k, k') - \omega_+^\mu(k, k')}{i\sqrt{2}}, \quad (10)$$

where the vectors $\omega_-^\mu(k, k')$ and $\omega_+^\mu(k, k')$ are defined by the relations

$$\begin{aligned} \hat{\omega}_+(k, k') &= -\frac{\sqrt{2}}{2M_K^3 x \sqrt{\lambda \zeta}} \left(\hat{k} \hat{q} \hat{k}' (1 - \gamma^5) + \hat{k}' \hat{q} \hat{k} (1 + \gamma^5) - \frac{2\rho x \lambda}{1 - x - \rho} \hat{k}' \right), \\ \hat{\omega}_-(k, k') &= -\frac{\sqrt{2}}{2M_K^3 x \sqrt{\lambda \zeta}} \left(\hat{k} \hat{q} \hat{k}' (1 + \gamma^5) + \hat{k}' \hat{q} \hat{k} (1 - \gamma^5) - \frac{2\rho x \lambda}{1 - x - \rho} \hat{k}' \right). \end{aligned} \quad (11)$$

The helicity amplitudes for the decay $K^+(p) \rightarrow \mu^+(k) \nu(k') \gamma(q)$ are defined as follows:

$$\mathcal{M}_{rs} = \langle \mu_s(k) \nu(k') \gamma_r(q) | \mathcal{M} | K(p) \rangle \quad (12)$$

where $r = \pm$ is the helicity of the photon; $s = \pm$ is the helicity of the muon in the reference frame comoving with the center of mass of the muon and neutrino, and the amplitude \mathcal{M} is defined by

$$S = 1 - (2\pi)^4 i \delta(k + k' + q - p) \mathcal{M},$$

where S is the scattering matrix in the respective channel.

The particles produced in the decay $K \rightarrow \mu \nu \gamma$ can be described by the wave function

$$\begin{aligned} |\Psi\rangle = S |K(p)\rangle &= \frac{1}{\Gamma} \int d\Phi (\mathcal{M}_{--} |\gamma_-(q) \mu_-(k) \nu(k')\rangle + \mathcal{M}_{-+} |\gamma_-(q) \mu_+(k) \nu(k')\rangle \\ &+ \mathcal{M}_{+-} |\gamma_+(q) \mu_-(k) \nu(k')\rangle + \mathcal{M}_{++} |\gamma_+(q) \mu_+(k) \nu(k')\rangle), \end{aligned} \quad (13)$$

where Γ is the decay width, and the element of the phase space has the form

$$d\Phi = \frac{1}{(2\pi)^5} \delta(k + k' + q - p) \frac{d^3 \mathbf{k}}{2k_0} \frac{d^3 \mathbf{k}'}{2k'_0} \frac{d^3 \mathbf{q}}{2q_0}.$$

The operator of spin s_μ acts on fermion states as follows:

$$s_\mu = \frac{W_\mu}{m} = -\frac{\gamma_\mu \gamma^5}{2} \hat{\varepsilon}_0, \quad (14)$$

where W_μ is the Pauli–Lubanski vector and $\hat{\varepsilon}_0$ is the operator of the sign of energy. The average value of the transverse component of spin in the state $|\Psi\rangle$ is equal to $\langle \Psi | (-s_\mu \cdot o_\mu) | \Psi \rangle$,

¹Here and below, $\epsilon^{0123} = -1$, $\text{Tr } \gamma^5 \gamma^\mu \gamma^\nu \gamma^\alpha \gamma^\beta = 4i \varepsilon^{\mu\nu\alpha\beta}$.

Since

$$\begin{aligned}
\langle \mu_-(\vec{k}) | s^\nu | \mu_-(\vec{k}) \rangle &= -\frac{1}{4m_\ell} \bar{v}(k, N) \gamma^\nu \gamma^5 v(k, N) = \frac{N^\nu}{2}, \\
\langle \mu_-(\vec{k}) | s^\nu | \mu_+(\vec{k}) \rangle &= -\frac{1}{4m_\ell} \bar{v}(k, -N) \gamma^\nu \gamma^5 v(k, N) = -\frac{\omega_-^\nu}{\sqrt{2}}, \\
\langle \mu_+(\vec{k}) | s^\nu | \mu_-(\vec{k}) \rangle &= -\frac{1}{4m_\ell} \bar{v}(k, N) \gamma^\nu \gamma^5 v(k, -N) = -\frac{\omega_+^\nu}{\sqrt{2}}, \\
\langle \mu_+(\vec{k}) | s^\nu | \mu_+(\vec{k}) \rangle &= -\frac{1}{4m_\ell} \bar{v}(k, -N) \gamma^\nu \gamma^5 v(k, -N) = -\frac{N^\nu}{2},
\end{aligned} \tag{15}$$

where

$$N_\nu = \frac{(1-x-\rho)k_\nu - 2\rho k'_\nu}{m_\ell(1-x-\rho)}, \tag{16}$$

the expectation value of the transverse component of the muon spin is determined by the relation

$$\xi = \frac{\Xi}{\mathcal{N}^2} \equiv \frac{1}{\mathcal{N}^2} \left(\mathcal{M}'_{--} \mathcal{M}''_{-+} - \mathcal{M}'_{-+} \mathcal{M}''_{--} + \mathcal{M}'_{+-} \mathcal{M}''_{++} - \mathcal{M}'_{++} \mathcal{M}''_{+-} \right), \tag{17}$$

where \mathcal{N} is the normalization factor, $\mathcal{N}^2 = \sum_{i,j=\pm} |\mathcal{M}_{i,j}|^2$; $\mathcal{M}_{r,s} = \mathcal{M}'_{r,s} + i\mathcal{M}''_{r,s}$ ($r, s = \pm$) (this formula is readily obtained by isolating an infinitesimal volume of the phase space of the particles produced in the decay and employing formula (13))

In the calculations of the helicity amplitudes we use the so called diagonal spin basis [9, 10, 11] formed by the vectors ω_\pm^μ and light-like linear combinations of the vectors k and k' .

With the use of this basis, the helicity amplitude $\mathcal{M}_{r,s}$ can be represented in a manifestly covariant form

$$\mathcal{M}_{r,s} = \bar{u}(k') \mathcal{M}_\alpha(k, k', q) \epsilon_\alpha(r) v(k, sN) = \text{Tr} \mathcal{M}_\alpha(k, k', q) \epsilon_\alpha(r) v(k, sN) \bar{u}(k'), \tag{18}$$

where the expression for $\mathcal{M}_\alpha(k, k', q)$ is given by the Feynman diagrams, the polarization vectors of the photon are equal to

$$\epsilon_\mu(\pm) = \frac{\sqrt{2}}{2M_K x \sqrt{\lambda \zeta}} \left(-x\lambda k_\mu + x(1-\lambda)k'_\mu - (1-\rho-x)q_\mu \mp i\varepsilon_{kk'q\mu} \right), \tag{19}$$

and the quantities $v(k, sN) \bar{u}(k')$ can be brought in the form

$$\begin{aligned}
v_\mu(k, -N) \bar{u}_\nu(k') &= \frac{(\hat{k} - m_\ell) \hat{k}'}{2M_K \sqrt{1-x-\rho}} (1 + \gamma^5), \\
v_\mu(k, N) \bar{u}_\nu(k') &= \frac{M_K^2(1-x-\rho) - m_\ell \hat{k}' \hat{\omega}_-}{2M_K \sqrt{1-x-\rho}} (1 - \gamma^5).
\end{aligned} \tag{20}$$

The leading contribution to the real part of the decay amplitude is given by formulas (3)–(5).

The calculation of the imaginary parts of the amplitude is considered in the following Section. The helicity amplitudes for the decay $K^+ \rightarrow \mu^+ \nu \gamma$ in the tree approximation have the form

$$\mathcal{M}_{--} = 2iG_F e V_{us}^* m_\ell x \sqrt{\frac{\lambda \zeta}{1-x-\rho}} \left(\frac{\sqrt{2}F(1-\rho)}{x^2(1-\lambda)} - M_K \frac{F_V - F_A}{2} \right), \tag{21}$$

$$\begin{aligned}
\mathcal{M}_{-+} &= -2iG_F e V_{us}^* \frac{x\lambda}{\sqrt{1-x-\rho}} \left(m_\ell F \frac{\sqrt{2\rho}}{x(1-\lambda)} - \frac{F_V - F_A}{2} M_K^2 (1-x) \right), \\
\mathcal{M}_{+-} &= 2iG_F e V_{us}^* m_\ell x \sqrt{\frac{\lambda\zeta}{1-x-\rho}} \left(F \frac{\sqrt{2}(1-x-\rho)}{x^2(1-\lambda)} + \frac{F_V + F_A}{2} M_K \right), \\
\mathcal{M}_{++} &= iG_F e V_{us}^* \frac{(F_V + F_A)x}{\sqrt{1-x-\rho}} M_K^2 \zeta,
\end{aligned}$$

where the first index in the left-hand side denotes the polarization of the photon and the second—the polarization of the muon in the reference frame comoving with the center of mass of the lepton pair. The differential probability for the decay has the form

$$\begin{aligned}
\sum_{\text{polariz.}} |\mathcal{M}|^2 &= |G_F e V_{us}^*|^2 \left(m_\ell^2 F^2 IB + \frac{(F_V + F_A)^2}{2M_K^2} SD_+ + \frac{(F_V - F_A)^2}{2M_K^2} SD_- + \right. \\
&\quad \left. + m_\ell F \frac{F_V + F_A}{\sqrt{2}M_K} INT_+ + m_\ell F \frac{F_V - F_A}{\sqrt{2}M_K} INT_- \right), \tag{22}
\end{aligned}$$

where

$$\begin{aligned}
IB &= \frac{8\lambda}{x^2(1-\lambda)} \left(x^2 + 2(1-x)(1-\rho) - \frac{2\rho(1-\rho)}{1-\lambda} \right), \\
SD_+ &= 2M_K^6 x^2 (1-\lambda) \zeta, \\
SD_- &= 2M_K^6 x^2 \lambda ((1-x)\lambda + \rho), \\
INT_+ &= \frac{8M_K^2 m_\ell \lambda}{1-\lambda} \zeta, \\
INT_- &= -\frac{8M_K^2 m_\ell \lambda}{1-\lambda} (1-\lambda + \lambda x - \rho).
\end{aligned} \tag{23}$$

Assuming that the form factors F_{IB} , F_A , F_V , and F_T have a small imaginary part and making use of formula (21), we obtain the expression for the numerator Ξ of the expression (17) (note that $\xi = \Xi/\mathcal{N}^2$):

$$\begin{aligned}
\Xi &= 2|G_F e V_{us}^*|^2 \frac{M_K^2 \sqrt{2\lambda\zeta}}{1-\lambda} \left(m_\ell F ((-F_V \chi_V - F_A \chi_A) \text{Im} F_{IB} + \chi_V \text{Im} F_V + \chi_A \text{Im} F_A) \right. \\
&\quad \left. + M_K^2 \chi_T \text{Im} F_T \right), \tag{24}
\end{aligned}$$

where

$$\chi_A = \zeta - \lambda, \quad \chi_V = \tau - 1, \quad \chi_T = \lambda \left(\frac{2\rho F}{M_K} + \frac{\sqrt{2}}{2} x^2 (1-\lambda) (F_V - F_A) \right). \tag{25}$$

The values ξ_{IB} , ξ_V , ξ_A , ξ_T from formula (6) are shown in Fig. 1 (it is assumed that $\text{Im} F_{IB} \ll 1$, $F_A, F_V, F_T \ll 1$).

3. ξ_{odd} in Leptoquark Model and Tensor Interaction

The contribution of CP -violating interactions can be accounted for by the imaginary parts of the coupling constants in the effective quark–lepton Lagrangian

$$\mathcal{L}_{eff} = -\frac{G_F}{\sqrt{2}} \sin\theta_c \bar{s} \gamma^\alpha (1 - \gamma_5) u \bar{\nu} \gamma_\alpha (1 - \gamma_5) \mu +$$

$$\begin{aligned}
& +G_S \bar{s} u \bar{\nu}(1 + \gamma_5) \mu + G_P \bar{s} \gamma_5 u \bar{\nu}(1 + \gamma_5) \mu \\
& +G_V \bar{s} \gamma^\alpha u \bar{\nu} \gamma_\alpha (1 - \gamma_5) \mu + G_A \bar{s} \gamma^\alpha \gamma_5 u \bar{\nu} \gamma_\alpha (1 - \gamma_5) \mu + \\
& +G_T \bar{s} \sigma^{\alpha\beta} (1 - \gamma_5) u \bar{\nu} \sigma_{\alpha\beta} (1 - \gamma_5) \mu + h.c..
\end{aligned}$$

The interactions in (26) arise from new physics. Nonvanishing imaginary parts in the effective coupling constants $G_P = G'_P + iG''_P$, $G_V = G'_V + iG''_V$, $G_A = G'_A + iG''_A$, and $G_T = G'_T + iG''_T$ of the Lagrangian (26) gives rise to the imaginary parts of the form factors $F_{IB} = F'_{IB} + iF''_{IB}$, $F_A = F'_A + iF''_A$, $F_V = F'_V + iF''_V$, $F_T = F'_T + iF''_T$ parametrizing the matrix element of the decay. In [1, 3, 13] it was shown that

$$\begin{aligned}
F''_{IB} &= \frac{\sqrt{2}}{G_F V_{us}^*} \left(G''_A + \frac{G''_P M_K^2}{m_\ell(m_s + m_u)} \right) \\
F''_A &= F'_A \frac{\sqrt{2} G''_A}{G_F V_{us}^*} \\
F''_V &= -F'_V \frac{\sqrt{2} G''_V}{G_F V_{us}^*} \\
F''_T &= \frac{\sqrt{2} G''_T}{G_F V_{us}^*} \frac{F'_T}{f_T}
\end{aligned} \tag{26}$$

G_{IB} , G_A , and G_V in various models were considered in detail in [1, 2]. F_T was expressed through G_T in [13] using the PCAC hypothesis and the computed value of the magnetic susceptibility of the quark condensate.

Here we consider as an example the scalar and tensor interactions induced by the leptoquark with quantum numbers $(3, 2, 7/2)$ under the $SU(3)_c \otimes SU(2)_L \otimes U(1)_Y$ group, whose interaction with fermions has the form [1]

$$\begin{aligned}
\mathcal{L} &= \frac{1}{2} \sum_{i,j} \{ [\lambda_1^{ij} \bar{u}_i (1 + \gamma_5) e_j + \lambda'^{ij}_1 \bar{u}_i (1 - \gamma_5) e_j] \phi^{(\frac{5}{3})} + \\
& [\lambda_1^{ij} \bar{d}_i (1 + \gamma_5) e_j + \lambda'^{ij}_1 \bar{u}_i (1 - \gamma_5) \nu_j] \phi^{(\frac{2}{3})} \} + h.c.,
\end{aligned}$$

where indices i, j denote generation.

At the energies much smaller than the mass of the leptoquark, this gives rise to the effective interaction

$$\mathcal{L}_{eff} = \frac{\lambda_1^{22} (\lambda'^{1i}_1)^*}{4M_{\phi_1}^2} \bar{s} (1 + \gamma_5) \mu \bar{\nu}_i (1 + \gamma_5) u + h.c., \tag{27}$$

which, with the use of the Fierz identities, can be recast in the form

$$\mathcal{L}_{eff} = -\frac{\lambda_1^{22} (\lambda'^{1i}_1)^*}{8M_{\phi_1}^2} \left(-\bar{s} (1 + \gamma_5) u \bar{\nu}_i (1 + \gamma_5) \mu + \frac{1}{4} \bar{s} \sigma^{\alpha\beta} (1 + \gamma_5) u \bar{\nu}_i \sigma^{\alpha\beta} (1 + \gamma_5) \mu \right). \tag{28}$$

Current limitation on the leptoquark-induced coupling $\lambda_1^{22} (\lambda'^{1i}_1)^* / 4M_{\phi_1}^2 < 5 \times 10^{-9} \text{ GeV}^{-2}$ implies that $G''_P < 5 \times 10^{-9} \text{ GeV}^{-2}$ and $G''_T < 1.2 \times 10^{-9} \text{ GeV}^{-2}$. Using formulas (26), we obtain the limitations on F''_{IB} and F''_T :

$$F''_{IB} < 4 \times 10^{-2}, \quad F''_T < 2.5 \times 10^{-4}. \tag{29}$$

That great difference between the upper bounds on F_{IB}'' and F_T'' stems from different factors that occur in the bosonization of tensor and pseudoscalar densities, in other words, this difference is caused by the effects of strong interactions. In spite of the fact that at $x > 0.8$ σ_T is greater than σ_{IB} by an order of magnitude, the contribution of the pseudoscalar interaction far exceeds the contribution of the tensor interaction over all Dalitz plot and thus the latter can be safely neglected.

4. Contribution of FSI to Imaginary Parts of Form Factors

The imaginary part of the amplitude for the decay $K \rightarrow \mu\nu\gamma$ in the leading order of the perturbation theory is described by the diagrams in Fig. 2. We take into account the diagrams in Figs. 2g, h omitted by the authors of [6] in spite of the fact that they are of the same order of magnitude.

We employ the Cutkosky rules [14] to replace the propagators with the δ functions. Thus we obtain the expression for the imaginary part of the amplitude in terms of the integrals:

$$\mathcal{M}_i'' = \frac{\alpha F}{2\pi} G_F e V_{us}^* \int dr \frac{\Delta}{N_i(r \cdot q, r \cdot k)} \bar{u}(k')(1 + \gamma^5) T_i(r, k, k', q, \epsilon) v(k), \quad (30)$$

where N_i is the product of the remaining propagators in the respective diagram and T_i are the respective tensor structures (label i specifies the diagram in Fig. 2, $i = a \div i$); in the case of the diagrams in Figs. 2a–h, $\Delta = \delta(r^2 - m_\ell^2) \delta((k + q - r)^2)$ whereas, for the diagram in Fig. 2i $\Delta = \delta((r + q)^2 - M_\pi^2) \delta((k - r)^2 - m_\ell^2)$ ($M_\pi = 135$ MeV — is the mass of the π^0 meson). The expressions for the structures T_i have the form

$$\begin{aligned} T_a &= -(\hat{k}' + \hat{r})(m_\ell - \hat{r})\hat{\epsilon}(m_\ell + \hat{q} - \hat{r})(2\hat{k}' + \hat{q} + \hat{r} - m_\ell), \\ T_b &= -(\hat{k}' + \hat{r})(m_\ell - \hat{r})(2\hat{k}' + \hat{k} + \hat{r} + \hat{q})(m_\ell - \hat{q} - \hat{k})\hat{\epsilon}, \\ T_c &= \gamma_\nu(m_\ell - \hat{r})\gamma^\nu(m_\ell - \hat{k} - \hat{q})\hat{\epsilon}, \\ T_d &= \gamma_\nu(m_\ell - \hat{r})\hat{\epsilon}(m_\ell + \hat{q} - \hat{r})\gamma^\nu, \\ T_e &= W_\nu^{SD}(m_\ell - \hat{r})\gamma^\nu(m_\ell - \hat{q} - \hat{k})\hat{\epsilon}, \\ T_f &= W_\nu^{SD}(m_\ell - \hat{r})\hat{\epsilon}(m_\ell + \hat{q} - \hat{r})\gamma^\nu, \\ T_g &= (\hat{k} + \hat{q})(m_\ell - \hat{k} - \hat{q})\gamma_\nu(m_\ell - \hat{r})\hat{\epsilon}(m_\ell + \hat{q} - \hat{r})\gamma^\nu, \\ T_h &= (\hat{k}' + \hat{k} + \hat{q})(m_\ell - \hat{k} - \hat{q})\gamma_\nu(m_\ell - \hat{r})\gamma^\nu(m_\ell - \hat{k} - \hat{q})\hat{\epsilon}, \\ T_i &= \frac{-i}{8\pi^2 F^2} \varepsilon^{\mu\nu\alpha\beta} q_\alpha \epsilon_\beta r_\mu (\hat{r} + \hat{k} + \hat{k}' + 2\hat{q})(\hat{r} - \hat{k} + m_\ell)\gamma_\nu, \end{aligned} \quad (31)$$

where

$$\begin{aligned} W_\nu^{SD} &= -\frac{\sqrt{2}}{2M_K F} \left(iF_V \varepsilon^{\mu\nu\alpha\beta} (k_\mu + k'_\mu + q_\mu) \cdot (k_\alpha + q_\alpha - r_\alpha) \gamma_\beta + \right. \\ &\quad \left. + F_A [(k^\nu + k'^\nu + q^\nu)(\hat{k} + \hat{q} - \hat{r}) - (k + q - r) \cdot (k + k' + q) \gamma^\nu] \right). \end{aligned} \quad (32)$$

We also write down the expressions for the denominators of the diagrams in Fig. 3

$$N_a = 2q \cdot r (M_K^2 - m_\ell^2 - 2k' \cdot r), \quad (33)$$

$$\begin{aligned}
N_b &= -2q \cdot k (M_K^2 - m_\ell^2 - 2k' \cdot r), \\
N_c &= 2q \cdot k, \\
N_d &= -2q \cdot r, \\
N_e &= 2q \cdot k, \\
N_f &= -2q \cdot r, \\
N_g &= -4(q \cdot r)(q \cdot k), \\
N_h &= 4(q \cdot k)^2, \\
N_i &= -r^2.
\end{aligned}$$

The computation of the diagrams is organized as follows: for each specified polarization state² of the photon and muon we express the quantities $\bar{u}(k')T_i(r, k, k', q, \epsilon)v(k)$ in the integrand in formula (30) in terms of the scalar products of the vectors k, k', q , and r and only then integrate with respect to r . In so doing, we use the formulas (20), (11), and (19).

Two iterations in the 4-dimensional integral with respect to r are readily performed due to the δ functions in the integrand and we arrive at

$$\int dr \delta(r^2 - m_\ell^2) \delta((k + q - r)^2) F(r) = \frac{x(1 - \lambda)}{8\tau} \int_{-1}^1 dv \int_0^{2\pi} d\phi F(x, \lambda, \rho, M_K/M_\pi, v, \cos \phi), \quad (34)$$

where F is a rational function of $x, \lambda, \rho, M_K/M_\pi, v$ and $\cos \phi$;

$$v = \frac{4\tau}{x^2(1 - \lambda)^2} \frac{q \cdot r}{M_K^2} - \frac{2\rho}{x(1 - \lambda)} - 1; \quad (35)$$

and the azimuth angle ϕ is determined by the projection of the vector r onto the plane orthogonal to the vectors k and q . For the diagrams in Figs. 2b–i, the function $F(x, \lambda, \rho, M_K/M_\pi, v, \cos \phi)$ is a polynomial in $\cos \phi$. For this reason, the integration with respect to ϕ is elementary; the resulting expression to be integrated with respect to v has the form $A(v) + B/(Cv + D)$, where $A(v)$ is a polynomial in v and B, C , and D are independent of v . Thus the calculation of the diagrams in Figs. 2b–i presents no problem.

For the calculation of the diagram in Fig. 2a one should represent the function F in the right-hand side of the formula (34) as the sum $F = F_a + F_b$, where F_a is a polynomial in $\cos \phi$ and F_b has the form $F_b = A(v)/(B(v) \cos \phi + C(v))$ so that the functions A, B , and C are linear in v . In this case, the integration with respect to ϕ yields

$$\int_0^{2\pi} \frac{A(v)}{B(v) \cos \phi + C(v)} d\phi = \frac{2\pi A}{\sqrt{C^2 - B^2}}.$$

It is seen that now the integration with respect to v presents no problem. The computations were doubled in the standard approach with the use of the integrals presented in the Appendix.

The computations of the diagrams in Fig. 2 are made with the *REDUCE* package. These diagrams are calculated exactly, no approximation is used.

The calculated imaginary part of the amplitude of the decay $K \rightarrow \mu\nu\gamma$ takes the form

$$\mathcal{M}'' = \frac{G_F e V_{us}^*}{4\pi} \bar{u}_\nu(k') (1 + \gamma^5) \left(\mathcal{M}^{IB} + \mathcal{M}^{SD} + \mathcal{M}^{(\pi)} \right) v_\mu(k), \quad (36)$$

²There are 4 such states: the helicity of the muon may be equal to $\pm 1/2$, the helicity of the photon— ± 1 .

where

$$\mathcal{M}^{IB} = \frac{2\pi\alpha F}{M_K^2} \sum_{n=1}^4 c_n^{IB} \mathcal{E}_n \quad (37)$$

— is the contribution of the diagrams in Figs. 2a, 2b, 2c, 2d, 2g, 2h;

$$\mathcal{M}^{SD} = \frac{\pi\sqrt{2}\alpha}{M_K} \sum_{n=1}^4 (-F_A c_n^A + F_V c_n^V) \mathcal{E}_n \quad (38)$$

— is the contribution of the diagrams in Figs. 2e–2f

$$\mathcal{M}^{(\pi)} = \frac{\alpha}{4\pi F} (c_2^{(\pi)} \mathcal{E}_2 + c_4^{(\pi)} \mathcal{E}_4) \quad (39)$$

— is the contribution of the diagram in Fig. 2i. Tensor structures \mathcal{E}_i have the form

$$\begin{aligned} \mathcal{E}_1 &= M_K^2 m_\ell x [(1-\lambda)k' \cdot \epsilon - \lambda k \cdot \epsilon], \\ \mathcal{E}_2 &= M_K^2 \left[k \cdot \epsilon \hat{q} - \frac{M_K^2}{2} x (1-\lambda) \hat{\epsilon} \right], \\ \mathcal{E}_3 &= M_K^2 \left[k' \cdot \epsilon \hat{q} - \frac{M_K^2}{2} x \lambda \hat{\epsilon} \right], \\ \mathcal{E}_4 &= M_K^2 m_\ell \hat{q} \hat{\alpha}, \end{aligned} \quad (40)$$

and the coefficients in the above expressions are given by

$$\begin{aligned} c_1^{IB} &= -\frac{4}{(1-\lambda)x} (G_3 - (1+\tau)G_2 + \rho(F_1 - F_2)), \\ c_2^{IB} &= \frac{4\rho}{(1-\lambda)x} (2G_1 + (1+\tau)G_2 - (1-\tau)G_3 - (\tau+\rho)F_1) + 2F_5\rho, \\ c_3^{IB} &= 4\rho(-F_2 - G_4), \\ c_4^{IB} &= \frac{2\lambda}{(1-\lambda)} (G_3 - G_2 - \rho F_2) - 2(G_2 + 2G_1 - F_1) \\ &\quad + \frac{4-x(1-\lambda)}{(1-\lambda)x} (2G_1 + G_2 - (1-\tau)G_3 - \rho F_3) + \frac{2}{(1-\lambda)} (-\tau F_1 + \rho F_3) - F_4 + F_5\rho, \end{aligned} \quad (41)$$

$$\begin{aligned} c_1^V &= \left(\frac{1}{3}x(1-\lambda) - 2\tau\right)F_5 + (\tau+\rho)F_6, \\ c_2^V &= \frac{1}{3}(\tau(1+5\tau-14\rho) - \rho(1-3\rho+x\lambda))F_5 + \rho(\lambda x + 2\rho)F_6 + (1-\tau)F_7 - \frac{(1+\lambda)}{(1-\lambda)}F_8, \\ c_3^V &= -x(1-\lambda)(\tau + \frac{\rho}{3})F_5 - \tau F_7 + F_8, \\ c_4^V &= \frac{1}{2}(x(x(1-\lambda)^2 + \tau(3-2\lambda))F_5 + x(1-x-\lambda+\lambda x + \rho(3\lambda-4))F_6 + (1-\tau)F_7), \\ c_1^A &= c_1^V, \\ c_2^A &= c_2^V + 2(-(\frac{5x^2(1-\lambda)^2}{3} - \rho^2)F_5 + \rho(x-x\lambda-\rho)F_6 + \tau F_7), \\ c_3^A &= c_3^V, \\ c_4^A &= c_4^V + \frac{1}{2}(-x(1-\lambda)(\tau+2x(1-\lambda))F_5 + 4\rho x(1-\lambda)F_6 + 3\tau F_7), \end{aligned} \quad (42)$$

$$\begin{aligned}
c_2^{(\pi)} &= \frac{1}{4M_K^2 x^2(1-\lambda)^2} \theta \left(x - \frac{\kappa + \sqrt{2\kappa\rho}}{1-\lambda} \right) \left(\frac{2\kappa^2\rho}{x(1-\lambda)} S_4 + \right. \\
&\quad \left. + ((x^2(1-\lambda)^2 - \rho\kappa) \left(\frac{x(1-\lambda)}{\tau} + 2 \right) + x^2(1-\lambda)^2 \frac{S}{\tau}) \right), \\
c_4^{(\pi)} &= \frac{1}{4M_K^2 x^2(1-\lambda)^2} \theta \left(x - \frac{\kappa + \sqrt{2\kappa\rho}}{1-\lambda} \right) \left(\frac{\kappa^2(2\tau + \rho)}{x(1-\lambda)} S_4 + \right. \\
&\quad \left. + ((x^2(1-\lambda)^2 - \rho\kappa) \left(\frac{x(1-\lambda)}{\tau} + 3 \right) - 3\kappa(x(1-\lambda) + \tau)) \frac{S}{2\tau} \right),
\end{aligned} \tag{43}$$

where

$$\kappa = \frac{M_{\pi}^2}{M_K^2}; \tag{44}$$

θ function in formula (43) isolates the kinematic domain in which the imaginary part of the diagram in Fig. 2i does not vanish;

$$\begin{aligned}
S_1 &= \ln \left[1 + \frac{(1-\lambda)x}{\rho} \right], \\
S_2 &= \ln[\rho], \\
S_3 &= \ln \left[\frac{1 + \lambda x - 2\lambda - \rho - \sqrt{R}}{(1-\lambda)(1-\lambda x)^2 - \rho(1 + \lambda x - 2\lambda^2 x) - \rho^2 \lambda - ((1-\lambda)(1-\lambda x) - \rho\lambda) \sqrt{R}} \right], \\
S_4 &= \ln \left[\frac{(1-\lambda)x(\kappa - (1-\lambda)x + S) + 2\kappa\rho}{(1-\lambda)x(\kappa - (1-\lambda)x - S) + 2\kappa\rho} \right],
\end{aligned} \tag{45}$$

$$\begin{aligned}
F_0 &= \frac{1}{2M_K^2(1-\tau)x} \left(1 - \frac{\rho}{\tau} + \frac{1-\rho}{1-\tau} (S_1 + S_2) \right), \\
F_1 &= \frac{1}{4M_K^2 x \zeta} \left(-2S_1 - S_2 + \frac{1-\lambda x + \rho}{\sqrt{R}} (S_2 + S_3) - \frac{2\rho}{(1-\lambda)\sqrt{R}} (S_2 + S_3) \right), \\
F_2 &= \frac{1}{4M_K^2 \lambda x \zeta} \left(\frac{2\lambda}{1-\tau} S_1 - \frac{\zeta - \lambda}{1-\tau} S_2 - \frac{\zeta - \lambda + x}{\sqrt{R}} (S_2 + S_3) \right), \\
F_3 &= \frac{1}{2M_K^2(1-\lambda)x\sqrt{R}} (S_2 + S_3), \\
F_4 &= \frac{1}{M_K^2(1-\lambda)^2 x^2} ((1-\lambda)x - \rho S_1), \\
F_5 &= \frac{1}{2M_K^2 \tau^2}, \\
F_6 &= \frac{1}{M_K^2 x(1-\lambda)} \left(\frac{S_1}{x(1-\lambda)} - \frac{1}{\tau} \right), \\
F_7 &= \frac{-x(1-\lambda)}{6M_K^2 \tau^3} (x - x\lambda + 3\rho), \\
F_8 &= \frac{\rho}{M_K^2 x(1-\lambda)} \left(\frac{x - x\lambda + 2\rho}{x(1-\lambda)} S_1 - 2 \right),
\end{aligned} \tag{46}$$

$$G_1 = \frac{1}{8M_K^2 \lambda x \zeta} \left(\frac{2\lambda}{(1-\tau)} (\rho - \tau^2) S_1 + \right. \tag{47}$$

$$\begin{aligned}
& + \frac{1-\lambda}{1-\tau}(1-2\rho-x-\tau x+\tau^2)S_2 + (1-\lambda)\sqrt{R}(S_2+S_3) \Big), \\
G_2 &= \frac{1}{\zeta}(-\lambda\rho F_3 + 2\lambda G_1 - (1-\tau)F_0), \\
G_3 &= \frac{1}{\zeta}(-\rho F_3 + 2G_1 - F_0), \\
G_4 &= \frac{1}{\lambda x}(-2G_1 + \tau(G_2 - F_1) + \rho(F_3 - F_1)).
\end{aligned}$$

Substituting the expressions (36)–(43) in formula (17), we represent the transverse muon polarization in the form

$$\xi_{\text{EM}} = \frac{\sum_{n=1}^4 c_n Y_n}{\sum_{r,s=\pm} |\mathcal{M}_{r,s}|^2}, \quad (48)$$

where

$$c_n = \frac{\alpha}{4} \frac{G_F e V_{us}^*}{M_K^2} \left(2F c_n^{IB} + \sqrt{2} M_K (c_n^V F_V - c_n^A F_A) + \frac{M_K^2}{4\pi^2 F} c_n^{(\pi)} \right), \quad (49)$$

$$\begin{aligned}
Y_n &= \bar{u}(k')(1 + \gamma^5) \mathcal{E}_n^\alpha \left(\epsilon_\alpha^-(q) (\mathcal{M}'_{-,-} v_+(k) - \mathcal{M}'_{-,+} v_-(k)) + \right. \\
&\quad \left. + \epsilon_\alpha^+(q) (\mathcal{M}'_{+,-} v_+(k) - \mathcal{M}'_{+,+} v_-(k)) \right).
\end{aligned} \quad (50)$$

Since the imaginary parts of the amplitudes under consideration are much less than the respective real parts ($\mathcal{M}_{r,s}'' \ll \mathcal{M}_{r,s}'$), the denominator of the expression (48) is determined by the equation (22). The coefficients $c_n^{IB}, c_n^V, c_n^A, c_2^{(\pi)}$, and $c_4^{(\pi)}$ are given in formulas (41)–(43); $c_1^{(\pi)} = c_1^{(\pi)} = 0$; the expressions for the real parts of the helicity amplitudes $\mathcal{M}_{r,s}'$ are presented in formulas (21); the expressions for \mathcal{E}_n —in (40); the combinations of spinors $v_\pm(k)\bar{u}(k') = v_\mu(k, \pm N)\bar{u}_\nu(k')$ are expressed in terms of vectors in (20).

5. Discussion of Results and Conclusion

The transverse component of the muon spin in the decay $K \rightarrow \mu\nu\gamma$ is plotted in Figs. 3 and 4 as a function of the kinematic variables x and y . As is seen, it varies through the range $0 \div 7 \times 10^{-4}$ and the the weighted average is equal to (the notation see in formula (17))

$$\langle \xi_{\text{EM}} \rangle = \frac{\int_{x_{\min}} dx \int dy \Xi}{\int_{x_{\min}} dx \int dy \mathcal{N}^2} \simeq 2.3 \times 10^{-4}, \quad (51)$$

where the lower limit of the integration with respect to x , $x_{\min} = 0.1$, corresponds to the cutoff energy of the photon $\simeq 25 \text{ MeV}$. The accuracy of the result $\simeq 20\%$ is determined by the accuracy of the chiral perturbation theory in order $O(p^4)$ at these energies. Note that ξ_{EM} is negative in sign over all Dalitz plot (positive direction is given by the vector \vec{o} introduced in Section 2.)

The values of the parameters F_V and F_A used in our plots are: $F_A = 0.042$ and $F_V = 0.095$; these values predicted by CHPT coincide with those used in [6, 17].

The range of variation of the transverse polarization (which is twice the muon spin) agree with the results presented recently [17] and disagree with [6]. However, our spectrum differs

from the spectrum presented in [17]. The presentation of our results in an explicit analytical form makes possible a comparison of intermediate results with the results by the other authors.

Thus an observation of the transverse spin of the muon of the order 10^{-3} in the experiments [15, 16] would signal CP and T violation because the background CP -even effect does not exceed 3×10^{-4} and its average value is not over 7×10^{-4} . Experiments of this sort can be a good tool for testing the above-mentioned non-Standard models.

References

- [1] C.H. Chen, C.Q. Geng, C.C. Lih, hep-ph/9709447.
- [2] G.-H. Wu, J.N. Ng, hep-ph/9610533.
- [3] M. Kobayashi, T.-T. Lin, Y. Okada, Prog. Theor. Phys. **95**, 361 (1996).
- [4] G. Barenboim, *et al.*, Phys. Rev. **D55**, 4213 (1997).
- [5] G. Belanger, C.Q. Geng, Phys. Rev. **D44**, 2789 (1991).
- [6] V.P. Efrosinin, Yu.G. Kudenko, Phys. At. Nucl., **62**, 1054 (1999).
- [7] J. Gasser, H. Leutwyler, Nucl. Phys. **B 250**, 465 (1985); A. Pich, hep-ph/9502366.
- [8] A.A. Poblaguev, Phys. Lett. **B 286**, 169 (1992).
- [9] M.V. Galynskii *et al.*, Zh. Eksp. Teor. Fiz., **95**, 1921 (1989).
- [10] A.A. Bogush *et al.*, Proc. of the XI Workshop on Hight Energy Physics and Field Theory, Protvino, 1988; R.N. Rogalyov, Teor. Mat. Fiz., **101**, 384 (1994); R.N. Rogalyov, Int. J. Mod. Phys. A **11** (1996) 3711.
- [11] Borodulin V.I., Rogalyov R.N., Slabospitsky S.R., hep-ph/9507456.
- [12] N. Cabibbo, A. Maksymowicz, Phys. Lett. **9**, 352 (1964).
- [13] V.M. Belyaev, I.I. Kogan, Phys. Lett. **B 280**, 238 (1992).
- [14] C. Itzykson, J.-B. Zuber, *Quantum Field Theory*, McGraw-Hill, 1980.
- [15] Kudenko Yu.G., *Proc. Int. Workshop on JHF-Science* (JHF98), (1998) Vol.2, P.39.
- [16] V.F. Obraztsov, L.G. Landsberg, hep-ex/0011033.
- [17] V.V. Braguta, A.A. Likhoded, and A.E. Chalov, hep-ph/0105111

Appendix

In this Appendix, we use the following notation $\delta_1 = \delta(r^2 - m_\ell^2)$, $\delta_2 = \delta((k + q - r)^2)$, $\delta_3 = \delta((r + q)^2 - M_\pi^2)$, $\delta_4 = \delta((k - r)^2 - m_\ell^2)$.

Integrals needed for the computation of the diagram in Fig. 2a:

$$\begin{aligned} \int dr \frac{\delta_1 \delta_2}{2q \cdot r (M_K^2 - m_\ell^2 - 2k' \cdot r)} &= \frac{\pi}{M_K^2} A^{(1)}, \\ \int dr \frac{r_\mu \delta_1 \delta_2}{2q \cdot r (M_K^2 - m_\ell^2 - 2k' \cdot r)} &= \frac{\pi}{M_K^2} (B_1^{(1)} Q_\mu + B_2^{(1)} q_\mu + B_3^{(1)} k'_\mu), \\ \int dr \frac{r_\mu r_\nu \delta_1 \delta_2}{2q \cdot r (M_K^2 - m_\ell^2 - 2k' \cdot r)} &= \frac{\pi}{M_K^2} (M_K^2 C_1^{(1)} g_{\mu\nu} + C_2^{(1)} Q_\mu Q_\nu + C_3^{(1)} (Q_\mu q_\nu + q_\mu Q_\nu) + C_4^{(1)} q_\mu q_\nu + \\ &\quad + C_5^{(1)} (Q_\mu k'_\nu + k'_\mu Q_\nu) + C_6^{(1)} (q_\mu k'_\nu + k'_\mu q_\nu) + C_7^{(1)} k'_\mu k'_\nu) \end{aligned} \quad (\text{A.1})$$

Integrals needed for the computation of the diagram in Fig. 2b:

$$\begin{aligned} \int dr \frac{\delta_1 \delta_2}{2k' \cdot r + m_\ell^2 - M_K^2} &= \pi A^{(2)}, \\ \int dr r_\mu \frac{\delta_1 \delta_2}{2k' \cdot r + m_\ell^2 - M_K^2} &= \pi (B_1^{(2)} Q_\mu + B_2^{(2)} k'_\mu). \end{aligned} \quad (\text{A.2})$$

Integrals needed for the computation of the diagram in Fig. 2c–h:

$$\begin{aligned} \int dr \frac{\delta_1 \delta_2}{r \cdot q} &= \pi A^{(3)}, \\ \int dr r_\mu \frac{\delta_1 \delta_2}{r \cdot q} &= \pi (B_1^{(3)} Q_\mu + B_2^{(3)} q_\mu), \\ \int dr r_\mu r_\nu \frac{\delta_1 \delta_2}{r \cdot q} &= \pi (C_1^{(3)} M_K^2 g_{\mu\nu} + C_2^{(3)} Q_\mu Q_\nu + C_3^{(3)} (q_\mu Q_\nu + Q_\mu q_\nu) + C_4^{(3)} q_\mu q_\nu), \\ \int dr r_\mu r_\nu r_\lambda \frac{\delta_1 \delta_2}{r \cdot q} &= \pi (H_1^{(3)} M_K^2 (g_{\mu\nu} Q_\lambda + g_{\nu\lambda} Q_\mu + g_{\lambda\mu} Q_\nu) + H_2^{(3)} M_K^2 (g_{\mu\nu} q_\lambda + g_{\nu\lambda} q_\mu + g_{\lambda\mu} q_\nu) + \\ &\quad + H_3^{(3)} (Q_\mu Q_\nu q_\lambda + Q_\mu q_\nu Q_\lambda + q_\mu Q_\nu Q_\lambda) + H_4^{(3)} (Q_\mu q_\nu q_\lambda + q_\mu Q_\nu q_\lambda + q_\mu q_\nu Q_\lambda) + \\ &\quad + H_5^{(3)} Q_\mu Q_\nu Q_\lambda + H_6^{(3)} q_\mu q_\nu q_\lambda), \\ \int dr \delta_1 \delta_2 &= \pi I_0^{(3)}, \\ \int dr r_\mu \delta_1 \delta_2 &= \pi I_1^{(3)} Q_\mu, \\ \int dr r_\mu r_\nu \delta_1 \delta_2 &= \pi (J_1^{(3)} M_K^2 g_{\mu\nu} + J_2^{(3)} Q_\mu Q_\nu), \end{aligned} \quad (\text{A.3})$$

Integrals needed for the computation of the diagram in Fig. 2i:

$$\begin{aligned} \int dr r_\mu \frac{\delta_3 \delta_4}{r^2} &= \pi (B_1^{(4)} Q_\mu + B_2^{(4)} q_\mu), \\ \int dr r_\mu r_\nu \frac{\delta_3 \delta_4}{r^2} &= \pi (C_1^{(4)} M_K^2 g_{\mu\nu} + C_2^{(4)} Q_\mu Q_\nu + C_3^{(4)} (q_\mu Q_\nu + Q_\mu q_\nu) + C_4^{(4)} q_\mu q_\nu), \\ \int dr r_\mu \delta_3 \delta_4 &= \pi (J_1^{(4)} Q_\mu + J_2^{(4)} q_\mu). \end{aligned} \quad (\text{A.4})$$

The functions used in the above integrals are given by the formulas (the functions $F_1 \div F_8, G_1 \div G_4, S_1 \div S_4$ are defined in the text)

$$\begin{aligned} A^{(1)} &= F_3, \\ A^{(2)} &= \frac{1}{2M_K^2} \frac{S_1 + S_2}{1 - \tau}, \\ A^{(3)} &= \frac{1}{M_K^2 x(1 - \lambda)} S_1, \end{aligned} \tag{A.5}$$

$$\begin{aligned} B_1^{(1)} &= F_1, \\ B_2^{(1)} &= \frac{1}{x(1 - \lambda)} \left(\left(1 + \frac{2\rho}{x(1 - \lambda)} \right) \frac{S_2 + S_3}{2M_K^2 \sqrt{R}} - (1 + \tau)F_1 - (1 - \tau)(F_2 - F_3) \right), \\ B_3^{(1)} &= F_1 + F_2 - F_3, \end{aligned} \tag{A.6}$$

$$\begin{aligned} B_1^{(2)} &= xF_0, \\ B_2^{(2)} &= -\frac{x(1 - \lambda)}{2M_K^2(1 - \tau)^2} \left(2 + \frac{1 + \tau}{1 - \tau}(S_1 + S_2) \right), \end{aligned} \tag{A.7}$$

$$\begin{aligned} B_1^{(3)} &= \frac{1}{M_K^2 \tau}, \\ B_2^{(3)} &= \frac{1}{M_K^2 x(1 - \lambda)} \left(\frac{\tau + \rho}{x(1 - \lambda)} S_1 - 2 \right), \end{aligned} \tag{A.8}$$

$$\begin{aligned} B_1^{(4)} &= \frac{1}{2M_K^2 x(1 - \lambda)} \left(\frac{\kappa}{x(1 - \lambda)} S_4 - \frac{S}{\tau} \right), \\ B_2^{(4)} &= \frac{1}{2M_K^2 x^3(1 - \lambda)^3} (-\kappa(\tau + \rho)S_4 + 2x(1 - \lambda)S), \end{aligned} \tag{A.9}$$

$$\begin{aligned} C_1^{(1)} &= G_1, \\ C_2^{(1)} &= G_2, \\ C_3^{(1)} &= \frac{1}{x\lambda} \left((1 - \rho)F_1 - (1 - \tau)G_2 - \frac{1}{2M_K^2 \tau} \right), \\ C_4^{(1)} &= \frac{1}{x\lambda} \left((1 - \rho)B_2^{(1)} - (1 - \tau)C_3^{(1)} + \frac{1}{2M_K^2 x(1 - \lambda)} \left(2 - \left(1 + \frac{2\rho}{x(1 - \lambda)} \right) S_1 \right) \right), \\ C_5^{(1)} &= G_2 - G_3, \\ C_6^{(1)} &= G_4, \\ C_7^{(1)} &= \frac{1}{1 - \tau} ((\tau + \rho)(F_1 + F_2 - F_3) - 2\tau(G_2 - G_3) - x(1 - \lambda)G_4), \end{aligned} \tag{A.10}$$

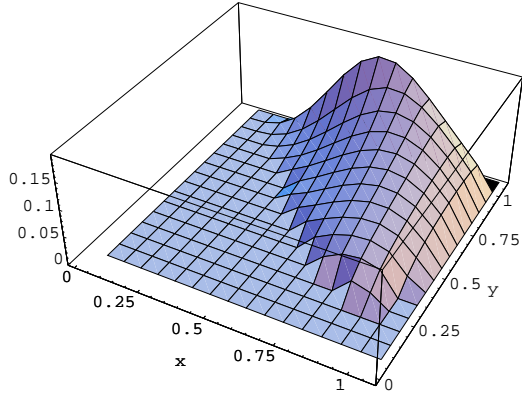
$$C_1^{(3)} = \frac{1}{4M_K^2} \left(-1 - \frac{\rho}{\tau} + \frac{2\rho}{x(1 - \lambda)} S_1 \right), \tag{A.11}$$

$$\begin{aligned}
C_2^{(3)} &= \frac{1}{2M_K^2\tau} \left(1 + \frac{\rho}{\tau}\right), \\
C_3^{(3)} &= -\frac{2}{x(1-\lambda)} C_1^{(3)}, \\
C_4^{(3)} &= \frac{1}{M_K^2 x^3 (1-\lambda)^3} \left(((\tau + \rho)^2 + 2\tau\rho) S_1 - 3(\tau^2 - \rho^2) \right),
\end{aligned}$$

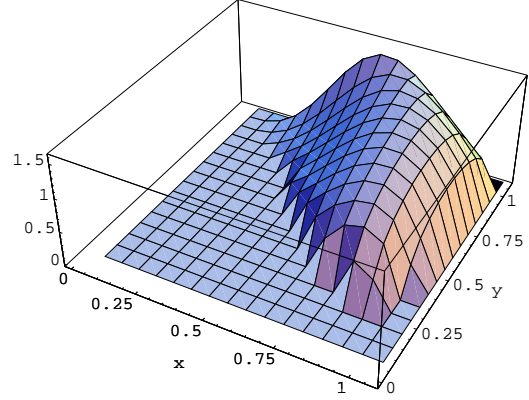
$$\begin{aligned}
C_1^{(4)} &= \frac{1}{16M_K^2 x^2 (1-\lambda)^2} \left(\frac{4\kappa\rho}{x(1-\lambda)} S_4 - 2 \frac{\kappa(\tau + \rho) - x^2(1-\lambda)^2}{\tau} S \right), \\
C_2^{(4)} &= \frac{1}{2M_K^2 x^2 (1-\lambda)^2} \left(\frac{\kappa^2}{x(1-\lambda)} S_4 - \frac{x^2(1-\lambda)^2 + 3\kappa x(1-\lambda) + 2\kappa\rho}{2\tau^2} S \right), \\
C_3^{(4)} &= \frac{1}{2M_K^2 x^3 (1-\lambda)^3} \left(-\frac{\kappa^2(\tau + 2\rho)}{x(1-\lambda)} S_4 - \frac{x^2(1-\lambda)^2 + 5\kappa x(1-\lambda) + 6\kappa\rho}{2\tau} S \right), \\
C_4^{(4)} &= \frac{1}{x(1-\lambda)} \left(\kappa B_2^{(4)} - 2\tau C_3^{(4)} \right),
\end{aligned} \tag{A.12}$$

$$\begin{aligned}
H_1^{(3)} &= -\frac{x^2(1-\lambda)^2}{12M_K^2\tau^2}, \\
H_2^{(3)} &= \frac{1}{M_K^2} \left(-\frac{x(1-\lambda)}{12\tau} - \frac{\rho}{x(1-\lambda)} + \frac{\rho(\tau + \rho)}{2x^2(1-\lambda)^2} S_1 \right), \\
H_3^{(3)} &= \frac{x(1-\lambda)}{6M_K^2\tau^2}, \\
H_4^{(3)} &= -\frac{4H_2^{(3)}}{x(1-\lambda)}, \\
H_5^{(3)} &= \frac{\tau^2 + \tau\rho + \rho^2}{3M_K^2\tau^3}, \\
H_6^{(3)} &= \frac{1}{3M_K^2 x^4 (1-\lambda)^4} \left(3(\tau + \rho)(\tau^2 + 8\rho\tau + \rho^2) S_1 - x(1-\lambda)(11\tau^2 + 38\rho\tau + 11\rho^2) \right).
\end{aligned} \tag{A.13}$$

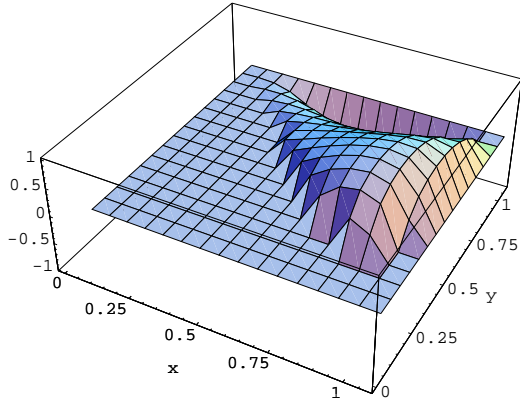
$$\begin{aligned}
I_0^{(3)} &= \frac{x(1-\lambda)}{2\tau}, \\
I_1^{(3)} &= \frac{x(1-\lambda)(\tau + \rho)}{4\tau^2}, \\
J_1^{(3)} &= \frac{M_K^2 x(1-\lambda)}{2} H_1^{(3)}, \\
J_2^{(3)} &= \frac{M_K^2 x(1-\lambda)}{2} H_5^{(3)}, \\
J_1^{(4)} &= \frac{x(1-\lambda) + \kappa}{4\tau^2} S, \\
J_2^{(4)} &= -\frac{S}{2\tau}.
\end{aligned} \tag{A.14}$$



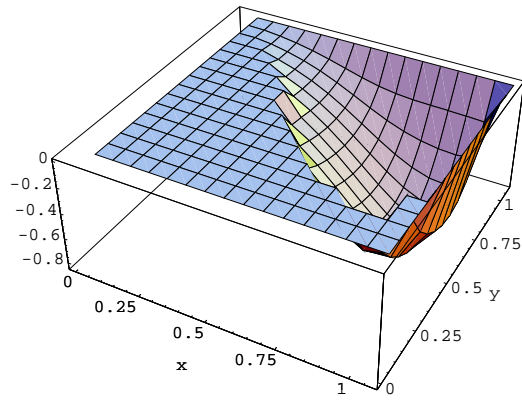
$\sigma_{IB}(x, y)$



$\sigma_V(x, y)$



$\sigma_A(x, y)$



$\sigma_T(x, y)$

Figure 1: The values $\xi_{IB}, \xi_V, \xi_A, \xi_T$ from formula (6).

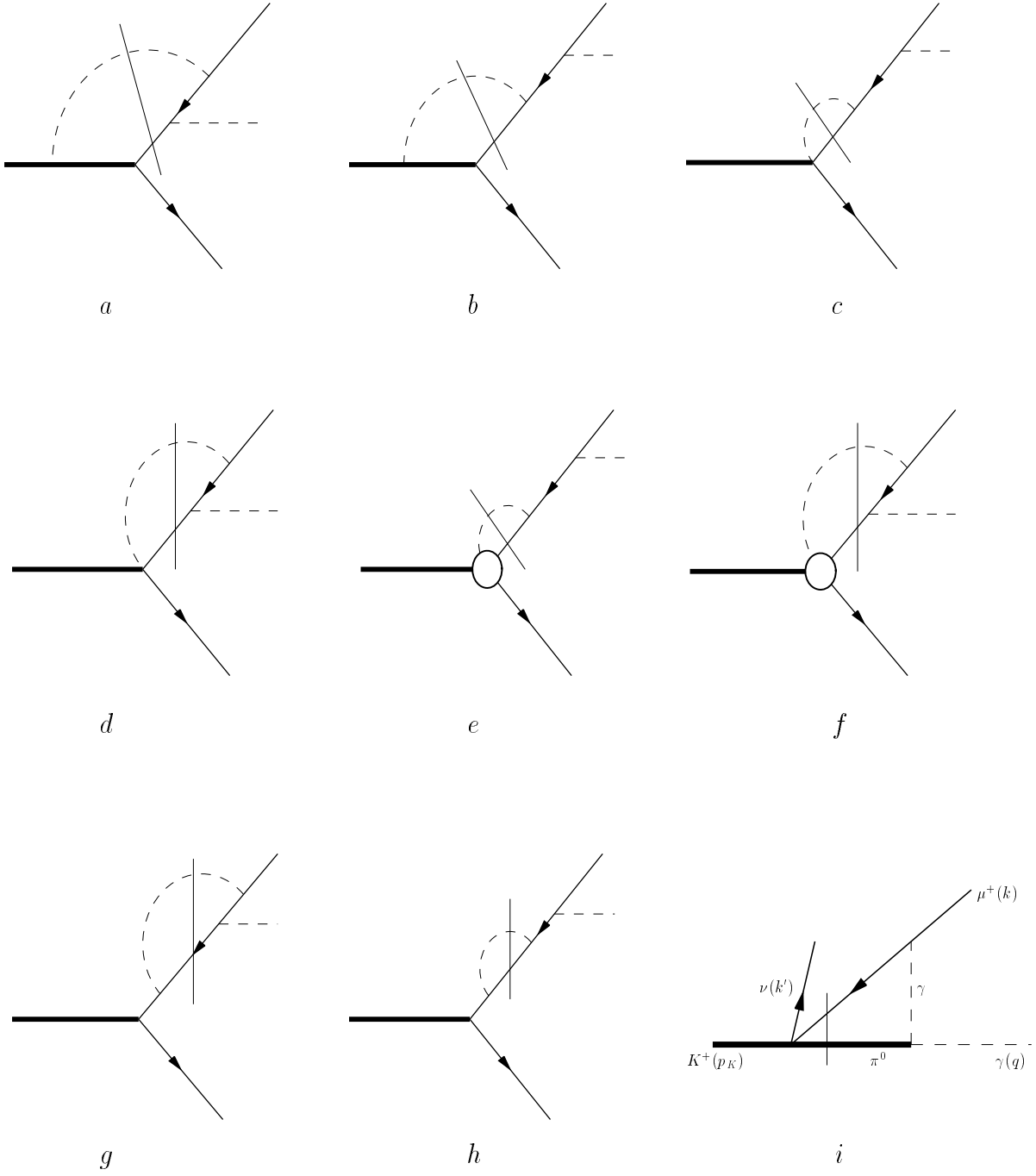


Figure 2: Diagrams giving a contribution to the imaginary part of the amplitude of the decay $K \rightarrow \mu\nu\gamma$.

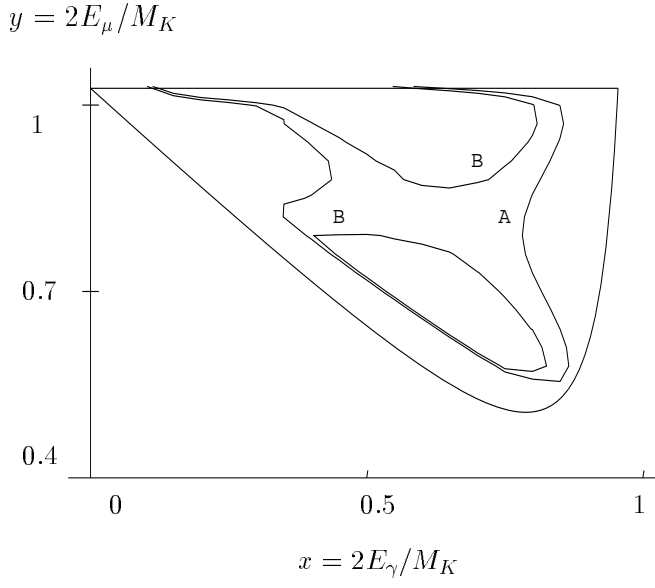


Fig. 3. Contour plot for the transverse spin ξ_{EM} . Curve **A**: $\xi_{\text{EM}} = -2.5 \times 10^{-4}$, curve **B**: $\xi_{\text{EM}} = -5 \times 10^{-4}$.

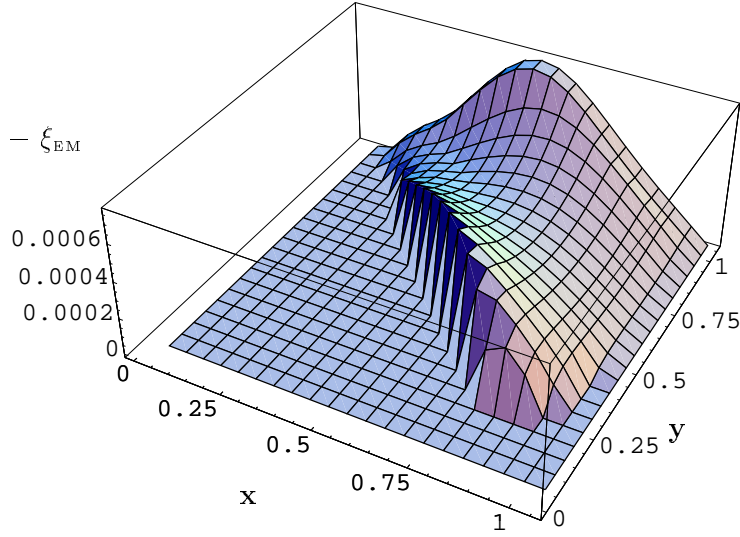


Fig. 4. The electromagnetic contribution to the transverse component of the muon spin over the Dalitz plot for the decay $K \rightarrow \mu\nu\gamma$.