

A simple connection between neutrino oscillation and leptogenesis

Anjan S. Joshipura^{a*}, Emmanuel A. Paschos^{b†}, Werner Rodejohann^{b‡}

^a*Theoretical Physics Group, Physical Research Laboratory,
Navarangapura, Ahmedabad, 380 009, India*

^b*Institut für Theoretische Physik, Universität Dortmund,
Otto-Hahn-Str.4, 44221 Dortmund, Germany*

Abstract

The usual see-saw formula is modified by the presence of two Higgs triplets in left-right symmetric theories. The contribution to the see-saw formula coming from the Higgs triplet can completely dominate over the conventional one if the neutrino Dirac mass matrix is identified with the charged lepton or down quark mass matrix. This fact allows an analytical calculation of the baryon asymmetry generated by the decay of the lightest right-handed Majorana neutrino. For typical parameters the out-of-equilibrium condition for the decay is automatically fulfilled and the baryon asymmetry has the correct order of magnitude, as long as the lightest mass eigenstate is not much lighter than 10^{-6} to 10^{-8} eV, depending on the solution of the solar neutrino problem. A sizable signal in neutrinoless double beta decay can be expected, as long as the smallest mass eigenstate is not much lighter than 10^{-3} eV and the Dirac mass matrix is identified with the charged lepton mass matrix.

*E-mail: anjan@prl.ernet.in

†E-mail: paschos@physik.uni-dortmund.de

‡E-mail: rodejoha@xena.physik.uni-dortmund.de

1 Introduction

The impressive evidence for non vanishing neutrino masses [1] opens the possibility to study a number of new physics problems with a broader phenomenological basis. For the first time non Standard Model physics is seen. For example, the observed baryon asymmetry of the universe cannot be explained by conventional Standard Model physics [2]. Since the leptogenesis mechanism proposed by Fukugita and Yanagida [3] requires very massive right-handed neutrinos, it is a fruitful task to try to connect the properties of the known light neutrinos with their heavy right-handed counterparts. For this, certain assumptions about the high-energy part of the theory have to be made. Different recent works dealt with this subject [4, 5, 6, 7, 8, 9, 10]. In [11] we argued that the left-handed Higgs triplet — which was absent in the previous papers — is the most important contribution to the neutrino mass matrix (see also Refs. [12]). This contribution gets a correction from the usual see-saw term $m_D M_R^{-1} m_D^T$. The large top quark mass makes this contribution comparable to the triplet contribution if m_D is identified with the up quark mass matrix. This is no longer the case if the mass scales in m_D are determined by the charged lepton or down quark masses. The neutrino mass matrix is then describes mainly by the Higgs triplet contribution. This has the remarkable consequence that the mixing matrix, which diagonalizes the light left-handed neutrino mass matrix and is measured in oscillation experiments, is *identical* to the one which diagonalizes the heavy right-handed mass matrix, which governs the lepton asymmetry. Apart from this aesthetical aspect, this scenario allows to derive very simple analytical results on the baryon asymmetry in terms of the measured oscillation parameters and the yet unknown phases in the mixing matrix. We then find that with natural choice of parameters the observed value of [14]

$$Y_B \simeq (0.1 \dots 1) \cdot 10^{-10}, \quad (1)$$

is predicted, which is indeed gratifying. It is possible to obtain a limit on the lightest mass eigenstate m_1 within our scenario, which is 10^{-6} (10^{-7} , 10^{-8}) eV for the small mixing (large mixing, vacuum) solution of the solar neutrino problem. Furthermore, the out-of-equilibrium condition $\Gamma_1 \lesssim H(M_1)$, where Γ_1 is the decay width of the lightest heavy Majorana and $H(M_1)$ the Hubble constant at the time of the decay, is also fulfilled. We make the connection to neutrinoless double beta decay and find that a sizable signal can be expected, as long as the smallest mass eigenstate is not much lighter than 10^{-3} eV and the Dirac mass matrix is identified with the charged lepton mass matrix.

The paper is organized as follows: In Section 2 we summarize how leptogenesis and neutrino oscillations are connected in left-right symmetric theories. In Section 3 we perform an estimation of the baryon asymmetry, which explains almost all basic features found by the correct numerical analysis as presented then in Section 4. The interesting connection to neutrinoless double beta decay is drawn in Section 5. We give then our conclusions in Section 6.

2 Neutrino Oscillation and Leptogenesis in left–right symmetric theories

The light neutrino mass matrix is obtained by diagonalizing

$$\begin{pmatrix} m_L & \tilde{m}_D \\ \tilde{m}_D^T & M_R \end{pmatrix}, \quad (2)$$

where m_L (M_R) is a left-handed (right-handed) Majorana mass and \tilde{m}_D a Dirac mass matrix. This yields

$$m_\nu = m_L - \tilde{m}_D M_R^{-1} \tilde{m}_D^T. \quad (3)$$

It is the contribution of m_L that is often neglected, though it might play an important role in explaining the oscillation data [15]. This matrix is further diagonalized by

$$U_L^T m_\nu U_L = \text{diag}(m_1, m_2, m_3), \quad (4)$$

where m_i are the light neutrino masses. The entries of U_L are then measured in oscillation experiments, see Section 3.1. The symmetric matrix M_R does also appear in the Lagrangian

$$- \mathcal{L}_Y = \overline{l_{iL}} \frac{\Phi}{\langle \Phi \rangle} \tilde{m}_{Dij} N'_{Rj} + \frac{1}{2} \overline{N_{Ri}^{lc}} M_{Rij} N'_{Rj} + \text{h.c.} \quad (5)$$

with l_{iL} the leptonic doublet and $\langle \Phi \rangle$ the vacuum expectation value (vev) of the Higgs doublet Φ . Diagonalizing M_R brings us to the physical basis

$$U_R^T M_R U_R = \text{diag}(M_1, M_2, M_3) \quad (6)$$

and defines the physical states

$$N_R = U_R^\dagger N'_R. \quad (7)$$

Therefore, in the new basis the Dirac mass matrix also changes to

$$m_D = \tilde{m}_D U_R. \quad (8)$$

Only the rotated Dirac mass matrix influences the lepton asymmetry, which is caused by the interference of tree level and one-loop corrections for the decays of the lightest Majorana, $N_1 \rightarrow \Phi l$ and $N_1 \rightarrow \Phi^\dagger l^c$ [16]:

$$\varepsilon = \frac{\Gamma(N_1 \rightarrow \Phi l) - \Gamma(N_1 \rightarrow \Phi^\dagger l^c)}{\Gamma(N_1 \rightarrow \Phi l) + \Gamma(N_1 \rightarrow \Phi^\dagger l^c)} = \frac{1}{8\pi v^2} \frac{1}{(m_D^\dagger m_D)_{11}} \sum_{j=2,3} \text{Im}(m_D^\dagger m_D)_{1j}^2 f(M_j^2/M_1^2) \quad (9)$$

Here, $v \simeq 174$ GeV is the weak scale and the function f reads

$$f(x) = \sqrt{x} \left(1 + \frac{1}{1+x} - (1+x) \ln \left(\frac{1+x}{x} \right) \right) \simeq -\frac{3}{2\sqrt{x}}. \quad (10)$$

The approximation holds for $x \gg 1$. Thus, to apply our knowledge about m_ν to ε , assumptions about \tilde{m}_D have to be made. The underlying structure of \tilde{m}_D might however be spoiled by the rotation with the unknown matrix U_R .

Here, the left–right symmetry [17] comes into play: It allows to connect the unitary matrices U_L and U_R through the common structure of m_L and M_R , which is given by

$$m_L = f v_L \quad \text{and} \quad M_R = f v_R \quad (11)$$

with f being the coupling matrix in generation space. The numbers $v_{L,R}$ are the vacuum expectation values (vevs) of the left– and right–handed Higgs triplets, whose existence is needed to maintain the left–right symmetry. They assume their vevs at the minimum of the potential, thereby producing masses for the gauge bosons. In general [17], this results in

$$v_L v_R \simeq \gamma M_W^2, \quad (12)$$

where the constant γ is a model dependent parameter of $\mathcal{O}(1)$. Inserting this equation as well as Eq. (11) in (3) yields

$$m_\nu = v_L \left(f - \tilde{m}_D \frac{f^{-1}}{\gamma M_W^2} \tilde{m}_D^T \right). \quad (13)$$

As stated before, the contribution of the left–handed Higgs triplet to m_ν is often neglected. However, if one compares the relative magnitude of the two contributions in Eq. (3), while denoting the highest entry in the Dirac mass matrix with m , one finds

$$\frac{|\tilde{m}_D M_R^{-1} \tilde{m}_D^T|}{|m_L|} \simeq \frac{m^2/v_R}{v_L} \simeq \frac{m^2}{\gamma M_W^2} \quad (14)$$

Here, we only used Eq. (12) and assumed that the matrix elements of f and f^{-1} are of the same order of magnitude. It is seen that this ratio is of order one only for the top quark mass, i.e. if one identifies the Dirac mass matrix with the up quark mass matrix. Due to the hierarchical structure of quark masses, the Dirac matrix can be taken as

$$\tilde{m}_D \simeq \text{diag}(0, 0, m_t), \quad (15)$$

where m_t denotes the top quark mass. This means that only the (33) entry of m_ν has a contribution from $\tilde{m}_D M_R^{-1} \tilde{m}_D^T$. One can then solve for this term and with the experimental knowledge of m_ν obtain f . With f and Eq. (11) we have M_R , whose diagonalization gives U_R , which in turn gives m_D through Eqs. (8,15). Then, via Eq. (9), one obtains the lepton asymmetry, which is transformed into a baryon asymmetry through standard methods. This program has been performed in [11], finding that from the solutions to the solar neutrino problem only the small angle MSW and vacuum oscillations give an asymmetry within the experimental bound (1). The large angle MSW solution gives a too

high asymmetry and needs suppression through fine-tuned phases in the mixing matrix.

If we now identify \tilde{m}_D with the down quark or charged lepton mass matrix, then the ratio in Eq. (14) is always much smaller than one and it follows

$$f \simeq \frac{1}{v_L} m_\nu. \quad (16)$$

Therefore, with the help of Eqs. (4,6,11), one arrives at a very simple connection between the left- and right-handed neutrino sectors:

$$U_R = U_L \text{ and } M_i = m_i \frac{v_R}{v_L} \quad (17)$$

This is the main result of this work and its consequences shall be analyzed in what follows¹. We must also specify the order of magnitude of $v_{L,R}$. The maximal size of $m_\nu = v_L f$ is $\sqrt{\Delta m_A^2} \lesssim 0.1$ eV, which is only compatible with $v_L v_R \simeq \gamma M_W^2$ for $v_L \simeq 0.1$ eV and $v_R \simeq 10^{15}$ GeV. This means that v_R is close to the grand unification scale and v_L is of order of the neutrino masses, which one expects since m_L is the only contribution to m_ν .

3 Estimates

3.1 Neutrino mass matrix

The matrix U_L is measured in neutrino oscillation experiments, a convenient parametrisation is

$$U_L = U_{\text{CKM}} \text{diag}(1, e^{i\alpha}, e^{i(\beta+\delta)}) \\ = \begin{pmatrix} c_1 c_3 & s_1 c_3 & s_3 e^{-i\delta} \\ -s_1 c_2 - c_1 s_2 s_3 e^{i\delta} & c_1 c_2 - s_1 s_2 s_3 e^{i\delta} & s_2 c_3 \\ s_1 s_2 - c_1 c_2 s_3 e^{i\delta} & -c_1 s_2 - s_1 c_2 s_3 e^{i\delta} & c_2 c_3 \end{pmatrix} \text{diag}(1, e^{i\alpha}, e^{i(\beta+\delta)}), \quad (18)$$

where $c_i = \cos \theta_i$ and $s_i = \sin \theta_i$. This matrix connects gauge eigenstates ν_α ($\alpha = e, \mu, \tau$) with mass eigenstates ν_i ($i = 1, 2, 3$), i.e.

$$\nu_\alpha = U_{L\alpha i} \nu_i.$$

Note that we identify the neutrino mixing matrix in Eq. (18) with the matrix U_L diagonalizing the neutrino mass matrix Eq. (4). This assumes implicitly that the charged lepton mixing is small.

¹In the language of [11] one can say that the work in this paper represents the special case $s = 0$ and $m_t \rightarrow m$.

The “CKM–phase” δ may be probed in oscillation experiments, as long as the large mixing angle (LMA) solution is the solution to solar oscillations [18]. The other two “Majorana phases” α and β can be investigated in neutrinoless double beta decay [19, 20]. The choice of the parameterization in Eq. (18) reflects this fact since the ee element of the mass matrix $\sum_i U_{Lei}^2 m_i$ depends only on the phases α and β . In a hierarchical scheme, to which we will limit ourselves, there is no constraint on the phases from neutrinoless double beta decay [20]. Thus, we can choose them arbitrarily. The mass eigenstates are given as

$$\begin{aligned} m_3 &= \sqrt{\Delta m_A^2 + m_2^2} \\ m_2 &= \sqrt{\Delta m_\odot^2 + m_1^2} \gg m_1 \end{aligned} \quad (19)$$

The values of θ_2 and Δm_A^2 are known to a good precision, corresponding to maximal mixing $\theta_2 \simeq \pi/4$ and $\Delta m_A^2 \simeq 3 \times 10^{-3} \text{ eV}^2$. Regarding θ_1 and Δm_\odot^2 three distinct areas in the parameter space are allowed, small (large) mixing, denoted by SMA (LMA) and quasi–vacuum oscillations (QVO):

$$\begin{aligned} \text{SMA:} \quad & \tan^2 \theta_1 \simeq 10^{-4} \dots 10^{-3}, \quad \Delta m_\odot^2 \simeq 10^{-6} \dots 10^{-5} \text{ eV}^2 \\ \text{LMA:} \quad & \tan^2 \theta_1 \simeq 0.1 \dots 4, \quad \Delta m_\odot^2 \simeq 10^{-5} \dots 10^{-3} \text{ eV}^2 \quad . \\ \text{QVO:} \quad & \tan^2 \theta_1 \simeq 0.2 \dots 4, \quad \Delta m_\odot^2 \simeq 10^{-10} \dots 10^{-7} \text{ eV}^2 \end{aligned} \quad (20)$$

For the last angle θ_3 there exists only a limit of about $\sin^2 \theta_3 \lesssim 0.08$. See [21] for a recent three–flavor fit to all available data and [22] for a more general discussion of the derivation of neutrino mass matrices.

The results for atmospheric and solar mixing imply two simple forms for U_L , namely

$$U_L \simeq \begin{pmatrix} \frac{1}{\sqrt{2}} & \frac{1}{\sqrt{2}} & s_3 e^{-i\delta} \\ -\frac{1}{2}(1 + s_3 e^{i\delta}) & \frac{1}{2}(1 - s_3 e^{i\delta}) & \frac{1}{\sqrt{2}} \\ \frac{1}{2}(1 - s_3 e^{i\delta}) & -\frac{1}{2}(1 + s_3 e^{i\delta}) & \frac{1}{\sqrt{2}} \end{pmatrix} \text{diag}(1, e^{i\alpha}, e^{i(\beta+\delta)}) \quad (21)$$

for LMA as well as QVO and

$$U_L \simeq \begin{pmatrix} 1 & 0 & s_3 e^{-i\delta} \\ -\frac{1}{2}s_3 e^{i\delta} & \frac{1}{\sqrt{2}} & \frac{1}{\sqrt{2}} \\ -\frac{1}{2}s_3 e^{i\delta} & -\frac{1}{\sqrt{2}} & \frac{1}{\sqrt{2}} \end{pmatrix} \text{diag}(1, e^{i\alpha}, e^{i(\beta+\delta)}) \quad (22)$$

for the SMA case. These forms can be used to estimate the magnitude of the baryon asymmetry within our scenario.

3.2 Out-of-equilibrium condition

Besides CP and lepton-number violation, a necessary condition [23] for leptogenesis to work is the out-of-equilibrium decay of the heavy Majorana neutrinos, i.e.

$$K \equiv \frac{\Gamma_1}{H(T = M_1)} = \frac{(m_D^\dagger m_D)_{11} M_1}{8 \pi v^2} \frac{M_{\text{Pl}}}{1.66 \sqrt{g^*} M_1^2} \leq 1, \quad (23)$$

where Γ_1 is the width of the lightest Majorana neutrino and $H(T = M_1)$ the Hubble constant at the temperature of the decay. The number of massless degrees of freedom at the time of the decay is $g^* \simeq 110$ and M_{Pl} is the Planck mass. However, values of K smaller than ten can still give sizable lepton asymmetry, though being suppressed by lepton-number violating wash-out processes. This suppression is obtained by integrating the Boltzmann equations and can be parameterized by [24]

$$\kappa \simeq \begin{cases} \sqrt{0.1 K} \exp(-4/3 (0.1 K)^{0.25}) & \text{for } K \gtrsim 10^6 \\ \frac{0.3}{K (\ln K)^{0.6}} & \text{for } 10 \lesssim K \lesssim 10^6 \\ \frac{1}{2 \sqrt{K^2 + 9}} & \text{for } 0 \lesssim K \lesssim 10 \end{cases} . \quad (24)$$

Since also the down quarks and charged leptons display a mass hierarchy, we may write the Dirac mass matrix in analogy to Eq. (15) as

$$\tilde{m}_D \simeq \text{diag}(0, 0, m), \quad (25)$$

where m might be the bottom quark or tau lepton mass. Inserting this in Eq. (8) and using the approximate forms for U_L in Eqs. (21,22) yields

$$(m_D^\dagger m_D)_{11} = |U_{L\tau 1}|^2 m^2 \simeq \frac{m^2}{4} \begin{cases} (1 - 2c_\delta s_3) & \text{for LMA, QVO} \\ s_3^2 & \text{for SMA} \end{cases}, \quad (26)$$

where we took only the leading term in s_3 and set $c_3 = 1$. This means for K that

$$K \simeq 1.5 \left(\frac{10^{-6} \text{ eV}}{m_1} \right) \left(\frac{10^{15} \text{ GeV}}{v_R} \right)^2 \gamma \left(\frac{m}{\text{GeV}} \right)^2 \begin{cases} (1 - 2 s_3 c_\delta) & \text{for LMA, QVO} \\ s_3^2 & \text{for SMA} \end{cases}. \quad (27)$$

Thus, for typical parameters, the dilution factor is not too small. We shall assume for the following estimations that $\kappa \lesssim 1/6$.

3.3 Lepton and baryon asymmetry

From Eqs. (8,25) and the approximate forms of U_L one can calculate the imaginary parts of $(m_D^\dagger m_D)$ as needed for calculating the lepton asymmetry in Eq. (9):

$$\begin{aligned} \text{Im}(m_D^\dagger m_D)_{12}^2 &= m^4 \text{Im}(U_{L\tau 1}^* U_{L\tau 2})^2 \\ &\simeq \frac{m^4}{16} \begin{cases} (s_{2\alpha} + 4 s_3 s_\delta c_{2\alpha}) & \text{for LMA, QVO} \\ 2 s_3^2 s_{2(\alpha-\delta)} & \text{for SMA} \end{cases} \end{aligned} \quad (28)$$

and for the other element

$$\begin{aligned} \text{Im}(m_D^\dagger m_D)_{13}^2 &= m^4 \text{Im}(U_{L\tau 1}^* U_{L\tau 3})^2 \\ &\simeq \frac{m^4}{8} \begin{cases} (s_{2(\beta+\delta)} - 2 s_3 s_{2\beta+\delta}) & \text{for LMA, QVO} \\ s_3^2 s_{2\beta} & \text{for SMA} \end{cases}. \end{aligned} \quad (29)$$

Note that the asymmetry ε is proportional to $(m_D^\dagger m_D)_{11}^{-1}$ and therefore to s_3^{-2} for the SMA case. This might enhance the lepton asymmetry dramatically. However, as seen from the last two equations, for the SMA case, $\text{Im}(m_D^\dagger m_D)_{1j}^2$ is proportional to s_3^2 , which cancels this potentially dangerous term.

From the lepton asymmetry ε the baryon asymmetry Y_B is obtained by

$$Y_B = c \kappa \frac{\varepsilon}{g^*}, \quad (30)$$

where $c \simeq -0.55$, denoting the fraction of the lepton asymmetry converted into a baryon asymmetry via sphaleron [25] processes. Using the approximate form of the function f in Eq. (10), the mass eigenstates from Eq. (19) and the fact that $M_i/M_j = m_i/m_j$ one finally finds for the baryon asymmetry for the LMA and QVO case

$$\begin{aligned} Y_B \cdot 10^{10} &\lesssim 4.1 \left(\frac{m}{\text{GeV}} \right)^2 \frac{1}{1 - 2 s_3 c_\delta} \left\{ (s_{2\alpha} + 4 s_3 s_\delta c_{2\alpha}) \frac{m_1}{\sqrt{\Delta m_\odot^2}} \right. \\ &\quad \left. + 2(s_{2(\beta+\delta)} - 2 s_3 s_{2\beta+\delta}) \frac{m_1}{\sqrt{\Delta m_A^2}} \right\} \end{aligned} \quad (31)$$

whereas in the SMA case one gets

$$Y_B \cdot 10^{10} \lesssim 8.2 \left(\frac{m}{\text{GeV}} \right)^2 \left\{ s_{2(\alpha-\delta)} \frac{m_1}{\sqrt{\Delta m_\odot^2}} + s_{2\beta} \frac{m_1}{\sqrt{\Delta m_A^2}} \right\}. \quad (32)$$

Thus, for comparable values of the phases and $\Delta m_\odot^2 \ll \Delta m_A^2$ the first term contributes the most to Y_B . Note that it is explicitly seen that for CP conservation, i.e. $\alpha = \beta = \delta = 0$ the baryon asymmetry vanishes. It is proportional to the square of the largest mass in the Dirac mass matrix. Therefore, if one would take a charged lepton mass matrix, the results for Y_B will change roughly by a factor of $\frac{m_\tau^2}{m_b^2} \simeq 0.2$.

3.4 Limit on smallest mass eigenstate

The approximate form of Y_B in Eqs. (31,32) can be used to derive a limit on the smallest mass eigenstate m_1 . In principle, it can be exactly zero, since oscillation experiments only measure the difference of two squared masses. In our scenario, $m_1 = 0$ would lead to a vanishing asymmetry. In [11] there was practically no dependence on m_1 , here it is decisive, since Y_B is directly proportional to m_1 . To get the highest possible Y_B we choose the phases such that their contribution is maximal and take the lowest Δm_\odot^2 allowed from the data, as displayed in Eq. (20). The factor $(1 - 2 s_3 c_\delta)^{-1}$ can for $s_3 \lesssim 0.3$ give at most an enhancement of about 2.5 so that one gets for $m = m_b$:

$$Y_B \cdot 10^{10} \lesssim \begin{cases} \left(\frac{m_1}{10^{-5} \text{ eV}} \right) \cdot 0.6 & \text{for SMA} \\ \left(\frac{m_1}{10^{-6} \text{ eV}} \right) \cdot 1.4 & \text{for LMA} \\ \left(\frac{m_1}{10^{-7} \text{ eV}} \right) \cdot 2.1 & \text{for QVO} \end{cases} \quad (33)$$

Therefore, to obtain an asymmetry within the experimental range, m_1 should not be much smaller than 10^{-6} (10^{-7} , 10^{-8}) eV for the SMA (LMA, QVO) case.

4 Numerical Results

To check the estimations made in the previous section we show in Fig. 1 the baryon asymmetry for three typical values of the three solar solutions,

$$\begin{aligned} \Delta m_\odot^2 &= 5 \cdot 10^{-6} \text{ eV}^2, \quad \tan^2 \theta_1 = 5 \cdot 10^{-4} & \text{SMA} \\ \Delta m_\odot^2 &= 5 \cdot 10^{-5} \text{ eV}^2, \quad \tan^2 \theta_1 = 1 & \text{LMA} , \\ \Delta m_\odot^2 &= 10^{-8} \text{ eV}^2, \quad \tan^2 \theta_1 = 1 & \text{QVO} \end{aligned} \quad (34)$$

fixed $\Delta m_A^2 = 3 \cdot 10^{-3} \text{ eV}^2$, $\theta_2 = \pi/4$ and choose the phases $3\alpha = 5\beta = 6\delta = \pi$. The two parameters of the left-right symmetry, v_R and γ were taken 10^{15} GeV and 1, respectively. For \tilde{m}_D we took a typical down quark mass matrix (see e.g. [26])

$$\tilde{m}_D = \begin{pmatrix} 0 & \sqrt{m_d m_s} & 0 \\ \sqrt{m_d m_s} & m_s & \sqrt{m_b m_s} \\ 0 & \sqrt{m_b m_s} & m_b \end{pmatrix}, \quad (35)$$

where $m_{d,s,b}$ are the masses of the d , s and b quark. The lowest mass eigenstate m_1 is chosen 10^{-5} ($2 \cdot 10^{-6}$) eV for the SMA and LMA (QVO) case. We find that there is practically no difference when one takes this matrix or the simple form in Eq. (25), showing the model independence of our scenario.

For the SMA case there are areas, in which Y_B becomes very small and even negative. They are not found by our estimations and can be shown to stem from cancellations of terms proportional to $\sin^2 \theta_3$ and $\sin^2 \theta_1$. There is no significant dependence on $\sin^2 \theta_3$ for the LMA case, as also indicated by the approximate expressions in Eqs. (31,32). Regarding QVO, one sees that for larger s_3 the dilution factor rises from about 0.01 to its maximal value. This explains the rise of Y_B with s_3^2 for this solution. With comparable phases, the asymmetry of the LMA and SMA case can be of the same order whereas the one for QVO needs suppression through m_1 due to the very low Δm_\odot^2 . If one inserts our chosen parameters in the approximate forms for K and Y_B in Eqs. (27,31,32), then one finds for $s_3 = 0$ that

$$Y_B \cdot 10^{10} \simeq \begin{cases} 0.7 & \text{for SMA} \\ 0.1 & \text{for LMA} \\ 0.1 & \text{for QVO} \end{cases} \quad (36)$$

which is in good agreement with the exact result.

5 Connection to Neutrinoless Double Beta Decay

As mentioned before, only the LMA solution provides the possibility to find leptonic CP violation in oscillation experiments [18]. In addition, in the hierarchical mass scheme only the LMA solution might produce a measurable Majorana mass for the electron neutrino [27]. Fortunately, the latest SuperKamiokande data [28] seems to indicate that LMA is indeed the solution of the solar neutrino problem. The Majorana mass of the electron neutrino is defined as

$$\langle m \rangle = \sum_i U_{Lei}^2 m_i \quad (37)$$

and due to the complex matrix elements U_{Lei} there is a possibility of cancellation [20] of terms in Eq. (37). It is therefore interesting to ask if the parameter sets that produce a satisfying Y_B also deliver a sizable $\langle m \rangle$. In Fig. 2 we show for a down quark Dirac mass matrix the results of a random scan of the parameter space, according to Δm_\odot^2 between 10^{-5} and 10^{-3} eV², $\tan^2 \theta_1$ between 0.1 and 4 and the three phases between zero and 2π . The atmospheric parameters were fixed as before. We choose for the lowest mass eigenstate $m_1 = 10^{-5}$ eV. Included in the plot is the current limit of $\langle m \rangle \lesssim 0.35$ eV [29] and two future limits, 0.01 and 0.002 eV. From 10000 parameter sets, about 2700 give a baryon asymmetry of the correct magnitude. However, most of the points (about 2000) lie below the lowest achievable $\langle m \rangle$ limit of 0.002 eV. For higher m_1 the fraction of parameter sets giving an acceptable Y_B decreases. For $m_1 = 10^{-3}$ eV, only 5 % give acceptable Y_B and $\langle m \rangle$.

If one identifies the Dirac mass matrix with a charged lepton mass matrix, the asymmetry is reduced. Such a charged lepton mass matrix can be obtained from Eq. (35) by replacing the bottom (charm, down) quark mass with the tau (muon, electron) mass. Then, the asymmetry needs less suppression by the phases and $\langle m \rangle$ can be bigger, going up to its

maximal value of about $\frac{1}{2} \sqrt{\Delta m_{\odot \max}^2} \simeq 0.016$ eV. This can be seen in Fig. 3 for $m_1 = 10^{-3}$ eV. Here, about 35 % of the parameter sets give a correct Y_B and 29 % a $\langle m \rangle$ above 0.002 eV. For lower m_1 , this fraction decreases rapidly because the asymmetry decreases.

The “CKM-phase” δ is of course uniformly distributed, since it does not appear in $\langle m \rangle$. In addition, in the parametrisation (18) it is often connected with the small quantity s_3 , which results in a small overall dependence on this phase. Therefore, one can expect a sizable $\langle m \rangle$ within our scenario as long as the smallest mass eigenstate m_1 is not much lighter than 10^{-3} eV and the Dirac mass matrix is identified with the charged lepton mass matrix. The possibility of detecting CP violating effects in oscillation experiments is given, in the sense that within our scenario the phase δ can take any value. Finally, we remark that for the scenario in [11] an extreme fine-tuning of the parameters is required to obtain a reasonable Y_B . Therefore, no sizable signal in neutrinoless double beta decay can be expected if one identifies the Dirac mass matrix with the up quark mass matrix.

6 Conclusions

If there is a left-handed Higgs triplet of a left-right symmetric theory, then the light neutrino mass matrix is mostly composed of its vev. If in addition the Dirac mass matrix in the see-saw formula is identified with the down quark or charged lepton mass matrix, then there emerges a simple connection between the light left-handed and heavy right-handed neutrino sectors. The out-of-equilibrium condition for the decay of the heavy Majorana neutrinos is automatically fulfilled and the baryon asymmetry comes out in the right order of magnitude. A limit on the smallest mass eigenstate m_1 of about 10^{-6} (10^{-7} , 10^{-8}) for SMA (LMA, QVO) case is obtained. Within this scenario a sizable effect in neutrinoless double beta decay might be expected, as long as m_1 is not lighter than 10^{-3} eV and the Dirac mass matrix is the charged lepton mass matrix. The possibility of finding CP violation in oscillation experiments is given.

Acknowledgments

This work has been supported in part by the “Bundesministerium für Bildung, Wissenschaft, Forschung und Technologie”, Bonn under contract No. 05HT1PEA9. Financial support from the Graduate College “Erzeugung und Zerfälle von Elementarteilchen” at Dortmund university is gratefully acknowledged (W.R.). W.R. wishes to thank the Università degli studi di Pisa where part of this work was performed. A.S.J. acknowledges support from the Alexander von Humboldt foundation and thanks his colleagues for their hospitality at the University of Dortmund.

References

- [1] K. Zuber, Phys. Rep. **305**, 295 (1998); S. M. Bilenky, C. Giunti, and W. Grimus, Prog. Nucl. Part. Phys. **43**, 1 (1999); J. Ellis, Talk given at the 19th International

- Conference on Neutrino Physics and Astrophysics - Neutrino 2000, Sudbury, Ontario, Canada, 16-21 Jun 2000, Nucl. Phys. **B** (Proc. Suppl.) **91**, 503 (2000); P. Langacker, Summary talk for Europhysics Neutrino Oscillation Workshop (NOW 2000), Conca Specchiulla, Otranto, Lecce, Italy, 9-16 Sep 2000, Nucl. Phys. **B** (Proc. Suppl.) **100**, 383 (2001).
- [2] G. R. Farrar, M. E. Shaposhnikov, Phys. Rev. **D 50**, 774 (1994).
 - [3] M. Fukugita, T. Yanagida, Phys. Lett. **B 174**, 45 (1986).
 - [4] M. S. Berger and B. Brahmachari, Phys. Rev. **D 60**, 073009 (1999); M. S. Berger, Phys. Rev. **D 62**, 013007 (2000). W. Buchmüller and M. Plümacher, hep-ph/0007176.
 - [5] K. Kang, S. K. Kang, and U. Sarkar, Phys. Lett. **B 486**, 391 (2000).
 - [6] H. Goldberg, Phys. Lett. **B 474**, 389 (2000).
 - [7] E. Nezri, J. Orloff, hep-ph/0004227.
 - [8] D. Falcone, F. Tramontano, Phys. Rev. **D 63**, 073007 (2001).
 - [9] D. Falcone, F. Tramontano, Phys. Lett. **B 506**, 1 (2001).
 - [10] H. B. Nielsen, Y. Takanishi, hep-ph/0101307.
 - [11] A. S. Joshipura, E. A. Paschos, hep-ph/9906498; A. S. Joshipura, E. A. Paschos, and W. Rodejohann, hep-ph/0104228.
 - [12] E. Ma, U. Sarkar, Phys. Rev. Lett. **80**, 5716 (1998); E. Ma, U. Sarkar, and T. Hambye, hep-ph/0011192; E. J. Chun and S. K. Kang, Phys. Rev. **D 63**, 097902 (2001).
 - [13] M. Gell-Mann and P. Ramond, and R. Slansky, in *Supergravity*, P. van Nieuwenhuizen & D. Z. Freedman (eds.), North Holland Publ. Co., 1979 p 315; T. Yanagida, Proc. of the *Workshop on Unified Theories and the Baryon Number of the Universe*, edited by O. Sawada and A. Sugamoto, KEK, Japan 1979; R. N. Mohapatra, G. Senjanovic, Phys. Rev. Lett. **44**, 912 (1980).
 - [14] K. A. Olive, G. Steigman, and T. P. Walker, Phys. Rep. **333**, 389 (2000)
 - [15] D. Caldwell and R. N. Mohapatra, Phys. Rev. **D 48**, 3259 (1993); A. S. Joshipura, Z. Phys. C **64**, 31 (1994); B. Brahmachari and R. N. Mohapatra, Phys. Rev. **D 58**, 015001 (1998).
 - [16] M. Flanz, E. A. Paschos, and U. Sarkar, Phys. Lett. **B 345**, 248 (1995); M. Flanz *et al.*, Phys. Lett. **B 389**, 693 (1996); A. Pilaftsis, Phys. Rev. **D 56**, 5431 (1997); W. Buchmüller and M. Plümacher, Phys. Lett. **B 431**, 354 (1998); E. Roulet, L. Covi, and F. Vissani, Phys. Lett. **B 424**, 101 (1998).

- [17] R. N. Mohapatra and P. B. Pal, *Massive neutrinos in physics and astrophysics*, Singapore, Singapore: World Scientific (1991) 318 p. (World Scientific lecture notes in physics, 41).
- [18] M. Koike, J. Sato, Phys. Rev. **D 61**, 073012 (2000); V. Barger *et al.*, Phys. Rev. **D 62**, 073002 (2000).
- [19] T. Fukuyama *et al.*, hep-ph/0012357.
- [20] W. Rodejohann, Nucl. Phys. **B 597**, 110 (2001).
- [21] M. C. Gonzalez-Garcia *et al.*, Phys. Rev. **D 63**, 033005 (2001).
- [22] S. M. Bilenky, C. Giunti, Phys. Lett. **B 444**, 379 (1998); W. Rodejohann, Phys. Rev. **D 62**, 013011 (2000).
- [23] A. D. Sakharov, JETP Lett. **5**, 24 (1967).
- [24] E. W. Kolb, M. S. Turner, *The early universe*, Redwood City, USA: Addison-Wesley (1990), (Frontiers in physics, 69); A. Pilaftsis, Int. J. Mod. Phys. **A 14**, 1811 (1999); E. A. Paschos, M. Flanz, Phys. Rev. **D 58**, 113009 (1998).
- [25] V. A. Kuzmin, V. A. Rubakov, and M. E. Shaposhnikov, Phys. Lett. **B 155**, 36 (1985).
- [26] B. P. Desai, A. R. Vaucher, Phys. Rev. **D 63**, 113001 (2001).
- [27] S. M. Bilenky, S. Pascoli, and S. T. Petcov, hep-ph/0102265.
- [28] S. Fukuda *et al.*, hep-ex/0103033.
- [29] H. V. Klapdor-Kleingrothaus *et al.*, Talk presented at 3rd International Conference on Dark Matter in Astro and Particle Physics (Dark2000), Heidelberg, Germany, 10-16 Jul 2000, hep-ph/0103062.

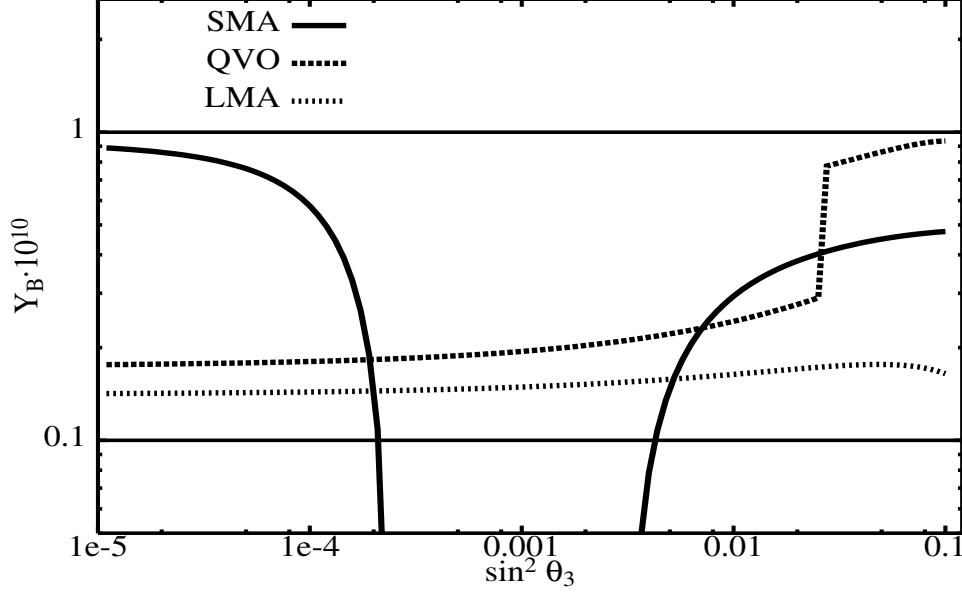


Figure 1: Behavior of the baryon asymmetry as a function of $\sin^2 \theta_3$ for the parameters as given in Sec. 4. For this plot, the Dirac mass matrix is a down quark mass matrix.

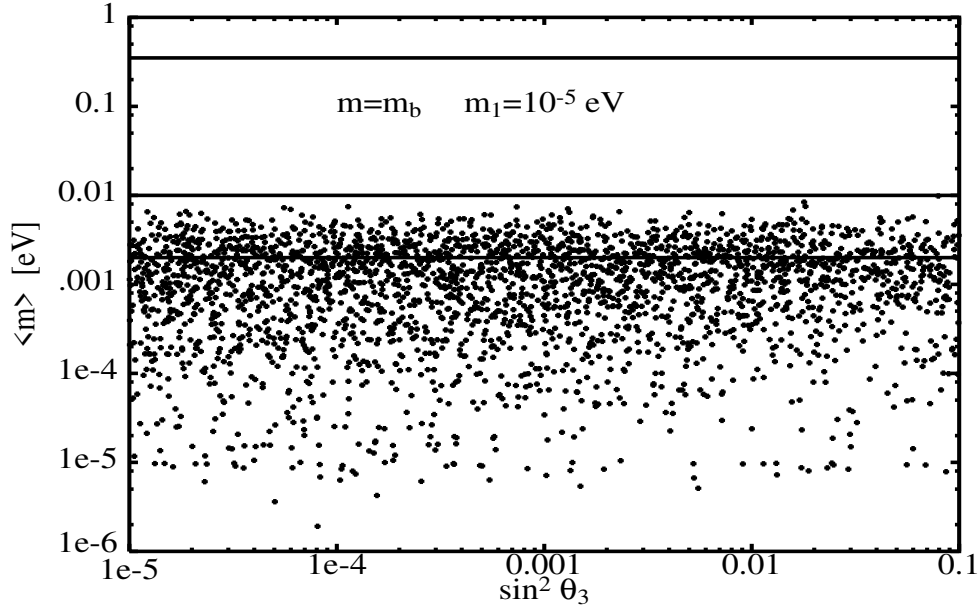


Figure 2: The effective electron neutrino mass $\langle m \rangle$ as a function of $\sin^2 \theta_3$ for $m_1 = 10^{-5}$ eV. 10000 random points were generated, about 2700 give Y_B within 0.1 and 1 and less than 800 an effective mass $\langle m \rangle$ above 0.002 eV. For this plot, the Dirac mass matrix is a down quark mass matrix.

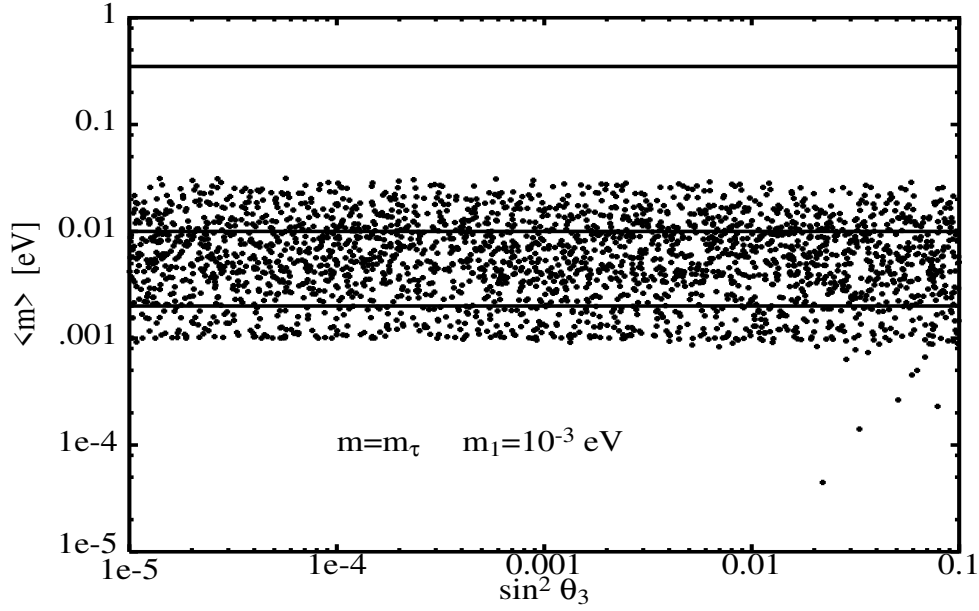


Figure 3: The effective electron neutrino mass $\langle m \rangle$ as a function of $\sin^2 \theta_3$ for $m_1 = 10^{-3}$ eV. 7000 random points were generated, about 2500 give Y_B within 0.1 and 1 and about 2100 an effective mass $\langle m \rangle$ above 0.002 eV. For this plot, the Dirac mass matrix is a charged lepton mass matrix.