

UAB-FT-514
hep-ph/0105103
May 2001

Model independent sum rules for $B \rightarrow \pi K$ decays

JOAQUIM MATIAS

*Institut für Theoretische Physik E, RWTH Aachen, D - 52056 Aachen, Germany*¹
and
IFAE, Universitat Autònoma de Barcelona, Spain

Abstract

We provide a set of sum rules relating CP-averaged branching ratios and CP-asymmetries of the $B \rightarrow \pi K$ modes. They prove to be useful as a mechanism to ‘test’ experimental data given our expectations of the size of isospin breaking. A set of observables emerges providing a simpler interpretation of data in terms of isospin breaking. Moreover, the derivation is done in a completely model independent way, i.e., they can accommodate also New Physics contributions.

May 2001

¹ supported in part by BMBF, contract 05 HT9PAA 1

B physics offers the possibility to test the mechanism of CP violation in the Standard Model, i.e., a single phase in the quark flavor mixing matrix but also to seek for the first clues of New Physics. Non-leptonic B meson decays, in particular, $B \rightarrow \pi K$ modes are nicely suited for both purposes. These modes will play a central role in the determination of the weak angle γ of the Unitarity Triangle (UT). There has been an intense activity to improve the theoretical predictions, following different strategies to control their hadronic uncertainties and to extract the relevant information, i.e., γ and the strong phases. One of the main differences between these strategies is the way to deal with strong phases, either using $SU(3)$ together with other experimental data [1, 2, 3], or predict them from first principles using QCD factorization [4, 5, 6, 7], or using Wick contractions to combine factorization with a parametrization of the penguin amplitude as in [8]. In the present work, we will follow the QCD factorization approach also taking into account the impact of annihilation topologies [6]. (The potential importance of annihilation was also noted in [9].)

The angle γ of the UT obtained from these modes should be compared with other determinations of γ , if a different value is found this would signal New Physics [11, 12]. There has been a considerable effort in the last years to find strategies [1, 2, 10] to constrain the angle γ .

On the experimental side, B factories have reported recently new data [13, 14] on the set of charged and neutral non-leptonic decay modes: $B \rightarrow \pi K$. The collected data on the branching ratios of these decay modes are organized in two types of observables. A first type of observables are the CP-averaged branching ratios [2, 3]:

$$\begin{aligned} R &= \frac{\text{BR}(B_d^0 \rightarrow \pi^- K^+) + \text{BR}(\overline{B}_d^0 \rightarrow \pi^+ K^-)}{\text{BR}(B^+ \rightarrow \pi^+ K^0) + \text{BR}(B^- \rightarrow \pi^- \overline{K}^0)}, \\ R_c &= 2 \frac{\text{BR}(B^+ \rightarrow \pi^0 K^+) + \text{BR}(B^- \rightarrow \pi^0 K^-)}{\text{BR}(B^+ \rightarrow \pi^+ K^0) + \text{BR}(B^- \rightarrow \pi^- \overline{K}^0)}, \\ R_0 &= 2 \frac{\text{BR}(B_d^0 \rightarrow \pi^0 K^0) + \text{BR}(\overline{B}_d^0 \rightarrow \pi^0 \overline{K}^0)}{\text{BR}(B^+ \rightarrow \pi^+ K^0) + \text{BR}(B^- \rightarrow \pi^- \overline{K}^0)}. \end{aligned} \quad (1)$$

We prefer to use these definitions because, in terms of them, the expressions for the sum rules become simpler. Other definitions for the charged and neutral channels that are used in the literature are $R_* = 1/R_c$ [3] and $R_n = R/R_0$ [2]. CP-asymmetries are the second type of observables:

$$\begin{aligned} \mathcal{A}_{\text{CP}}^{0+} &= \frac{\text{BR}(B^+ \rightarrow \pi^0 K^+) - \text{BR}(B^- \rightarrow \pi^0 K^-)}{\text{BR}(B^+ \rightarrow \pi^0 K^+) + \text{BR}(B^- \rightarrow \pi^0 K^-)}, \\ \mathcal{A}_{\text{CP}}^{+0} &= \frac{\text{BR}(B^+ \rightarrow \pi^+ K^0) - \text{BR}(B^- \rightarrow \pi^- \overline{K}^0)}{\text{BR}(B^+ \rightarrow \pi^+ K^0) + \text{BR}(B^- \rightarrow \pi^- \overline{K}^0)}, \\ \mathcal{A}_{\text{CP}}^{-+} &= \frac{\text{BR}(B_d^0 \rightarrow \pi^- K^+) - \text{BR}(\overline{B}_d^0 \rightarrow \pi^+ K^-)}{\text{BR}(B_d^0 \rightarrow \pi^- K^+) + \text{BR}(\overline{B}_d^0 \rightarrow \pi^+ K^-)}, \\ \mathcal{A}_{\text{CP}}^{00} &= \frac{\text{BR}(B_d^0 \rightarrow \pi^0 K^0) - \text{BR}(\overline{B}_d^0 \rightarrow \pi^0 \overline{K}^0)}{\text{BR}(B_d^0 \rightarrow \pi^0 K^0) + \text{BR}(\overline{B}_d^0 \rightarrow \pi^0 \overline{K}^0)}. \end{aligned} \quad (2)$$

Moreover, in the future (possibly at LHCb [15]) we will have at our disposal the time dependent CP-asymmetries of the neutral decay modes [2] that will provide us with additional information. Anyway, measuring all the asymmetries of eq.(2) is already a very challenging task and the experimental results should be considered very preliminar.

Our aim in this letter is to show how isospin symmetry allows us to obtain relations or sum rules between CP-averaged branching ratios of different modes and also between CP-asymmetries. Some of these relations were known in the limit of no isospin breaking [16], some in the context of the SM [3, 17] and some of them are new. These sum rules will be derived in a transparent way and they will be valid for any model. They will be useful to understand in a more direct way the implications of the present experimental results in terms of isospin breaking. From our estimate of how reasonably large could be isospin breaking we can try to ‘test’ the experimental results. We will show, in that respect, that present experimental results are quite unexpected. We will first construct these sum rules in a model independent way, then we will analyze the case of the Standard Model in the framework of NLO QCD factorization [6] and, in the last section, we will test the sum rules using present experimental data.

I. Isospin decomposition

In the theoretical description of the decay modes of $B \rightarrow \pi K$, isospin symmetry and its breaking plays a central role. Indeed, the CP-averaged branching ratios R , R_c and R_0 can be considered as a measure of isospin breaking, i.e., if isospin were an exact symmetry they would be equal to one.

A general amplitude for a hadronic B decay based on the quark transition level $\bar{b} \rightarrow \bar{s}q\bar{q}$ is described by an effective lagrangian [18] that includes current-current operators, QCD and electroweak penguins.

Using isospin decomposition one arrives easily to the following relations:

$$\begin{aligned} -\sqrt{2}A(B^+ \rightarrow \pi^0 K^+) &= A(B^+ \rightarrow \pi^+ K^0) + d_1, \\ -A(B^0 \rightarrow \pi^- K^+) &= A(B^+ \rightarrow \pi^+ K^0) + d_2, \\ \sqrt{2}A(B^0 \rightarrow \pi^0 K^0) &= A(B^+ \rightarrow \pi^+ K^0) + d_2 - d_1, \end{aligned} \quad (3)$$

where d_1 and d_2 vanish in absence of isospin breaking. In presence of New Physics the most general expression for d_1 and d_2 is²

$$d_i = |P|\xi_i e^{i\theta_i} \left(e^{i\gamma} - a_i e^{i\phi_{a_i}} - ib_i e^{i\phi_{b_i}} \right), \quad (4)$$

where P contain all CP conserving terms of the penguin contribution to $B^+ \rightarrow \pi^+ K^0$. ξ_i parametrize isospin breaking and they are expected to be small parameters. θ_i , ϕ_{a_i} , ϕ_{b_i} are strong phases and γ and ib_i parametrize weak phases that change sign under a

²Latin subindex i will always be understood to run from 1 to 2.

CP transformation. We will follow as close as possible the notation of [12]. We show explicitly in eq.(4) the dependence on γ , meaning that b_1 and b_2 can be non-zero only if there is New Physics. In a similar way, we can parametrize, in general, the amplitude:

$$A(B^+ \rightarrow \pi^+ K^0) = |P|e^{i\theta_0} (1 - ib_0 e^{i\phi_{b_0}}), \quad (5)$$

with ib_0 changing sign under CP and θ_0, ϕ_{b_0} are strong phases.

The Standard Model limit of these parameters can be found in Appendix A.

If we now use eq.(3) to compute eq.(1) we obtain very simple expressions that show in a manifest way the relations between R , R_c and R_0 :

$$R = 1 + u_+, \quad (6)$$

$$R_c = 1 + z_+, \quad (7)$$

$$R_0 = 1 + n_+ = 1 + u_+ - z_+ + k_1. \quad (8)$$

In a similar way, after choosing certain combinations of observables, we find the corresponding decomposition for the CP-asymmetries:

$$\mathcal{A}_{\text{CP}}^{-+} R = \mathcal{A}_{\text{CP}}^{+0} + u_-, \quad (9)$$

$$\mathcal{A}_{\text{CP}}^{0+} R_c = \mathcal{A}_{\text{CP}}^{+0} + z_-, \quad (10)$$

$$\mathcal{A}_{\text{CP}}^{00} R_0 = \mathcal{A}_{\text{CP}}^{+0} + n_- = \mathcal{A}_{\text{CP}}^{+0} + u_- - z_- + k_2. \quad (11)$$

The exact dependence of u_{\pm} , z_{\pm} and k_1, k_2 in terms of d_1, d_2 can be found in Appendix B. For the following discussion we will only need to notice that u_{\pm} and z_{\pm} contain a piece linear in ξ_i while k_1 and k_2 are quadratic in ξ_i . Consequently, being ξ_i a measure of isospin breaking, one would expect k_1 and k_2 to be smaller than u_{\pm} and z_{\pm} .

II. Sum rules

Eqs.(6-8) and eqs.(9-11) provide us with all necessary ingredients to construct a set of ‘sum rules’. Notice that we pretend to find those relations between CP-averaged observables (R) and CP-asymmetries (\mathcal{A}_{CP}) that minimize the impact of isospin breaking, i.e., we should get rid of all terms linear in ξ_i .

The first relation is linear and it is obtained by substituting u_+ and z_+ in eq.(8) by R and R_c

$$\text{I) } R_0 - R + R_c - 1 = k_1. \quad (12)$$

Some remarks, concerning eq.(12), are in order here. First, this is an exact relation and it involves terms of order ξ_i^2 and higher that measure the amount of isospin breaking. Second, k_1 can be interpreted, looking at eq.(35) of Appendix A, as a measure of the misalignment between the isospin breaking contributions to two channels: $\sqrt{2}A(B^+ \rightarrow \pi^0 K^+)$ and $A(B^0 \rightarrow \pi^- K^+)$. Even in presence of isospin breaking if the new contributions to these channels are equal, i.e., $d_1 = d_2$ then k_1 would be exactly zero. On the contrary, if the isospin contribution to these channels have opposite

sign then k_1 would be maximal. We should look at data to discern which of the two scenarios is closer to the one realized in nature.

Eq.(12) was first obtained in [16], but with k_1 equal to zero and in the SM case in [3]. Here, we provide a model independent expression for k_1 :

$$k_1 = \frac{-1}{1+b_0^2} \left\{ \xi_1 \xi_2 \operatorname{Re} \left[e^{i(\theta_1-\theta_2)} \left(e^{i\gamma} - a_1 e^{i\phi_{a_1}} - i b_1 e^{i\phi_{b_1}} \right) \left(e^{-i\gamma} - a_2 e^{-i\phi_{a_2}} + i b_2 e^{-i\phi_{b_2}} \right) \right] \right. \\ \left. - \xi_1^2 \left[(1+a_1^2+b_1^2) - 2a_1 \cos\phi_{a_1} \cos\gamma - 2b_1 \cos\phi_{b_1} \sin\gamma \right] \right\} + \left\{ \begin{array}{l} \gamma \rightarrow -\gamma \\ b_{1,2} \rightarrow -b_{1,2} \end{array} \right. \quad (13)$$

We have checked, explicitly, that taking the SM limit (Appendix A) of eq. (13) and the strong phase $\omega \rightarrow 0$, eq.(13) reduces to the expression found in [3].

Following exactly the same steps, substituting u_- and z_- in eq.(11), we obtain the second sum rule in a quite transparent way:

$$\text{II) } \mathcal{A}_{\text{CP}}^{00} R_0 - \mathcal{A}_{\text{CP}}^{-+} R + \mathcal{A}_{\text{CP}}^{0+} R_c - \mathcal{A}_{\text{CP}}^{+0} = k_2. \quad (14)$$

This is also an exact relation and it was found in [3] in the SM case. We can also interpret k_2 from eq.(36) as a measure of the misalignment between d_1 and d_2 , then the same conditions that force k_1 to vanish also apply to k_2 . But, more specifically, k_2 measures the importance of weak phase differences between d_1 and its CP conjugate and between d_2 and its CP conjugate, i.e., $k_2 = 0$ if $d_1 = \bar{d}_1$ and $d_2 = \bar{d}_2$. The model independent expression for k_2 is:

$$k_2 = \frac{-1}{1+b_0^2} \left\{ \xi_1 \xi_2 \operatorname{Re} \left[e^{i(\theta_1-\theta_2)} \left(e^{i\gamma} - a_1 e^{i\phi_{a_1}} - i b_1 e^{i\phi_{b_1}} \right) \left(e^{-i\gamma} - a_2 e^{-i\phi_{a_2}} + i b_2 e^{-i\phi_{b_2}} \right) \right] \right. \\ \left. + 2 \xi_1^2 [a_1 \sin\phi_{a_1} \sin\gamma - b_1 \sin\phi_{b_1} \cos\gamma - a_1 b_1 \sin(\phi_{a_1} - \phi_{b_1})] \right\} - \left\{ \begin{array}{l} \gamma \rightarrow -\gamma \\ b_{1,2} \rightarrow -b_{1,2} \end{array} \right. \quad (15)$$

We have also checked that its SM limit agrees with [3]. In Fig.1 and 2 we have plotted sum rule I and II versus γ using the predictions for the Standard Model in the framework of NLO QCD factorization [6]. We have restricted ourselves to the first quadrant for γ since it is the region where the standard Unitarity Triangle Analysis (UTA) expects γ to lie. Indeed the precise value is [8, 19]

$$\gamma = (54.8 \pm 6.2)^\circ.$$

We have plotted the result taking into account two cases for the estimate of the uncertainty coming from the annihilation topologies (see [6]): low uncertainty (a) and extremely large uncertainty (b). The low uncertainty case corresponds to the more realistic situation of taking the parameter ϱ_A (defined in [6]) equal to one and the large uncertainty case corresponds to the extreme case (very conservative) of ϱ_A equal to two. The gradient from light to dark it is used for further reference in Figs.3-9 to indicate the different values of γ . Notice that around the UTA value of γ 2 the values of k_1 and k_2 are extremely small: $-0.01 \lesssim k_1 \lesssim 0.05$ and $-0.030 \lesssim k_2 \lesssim 0.005$.

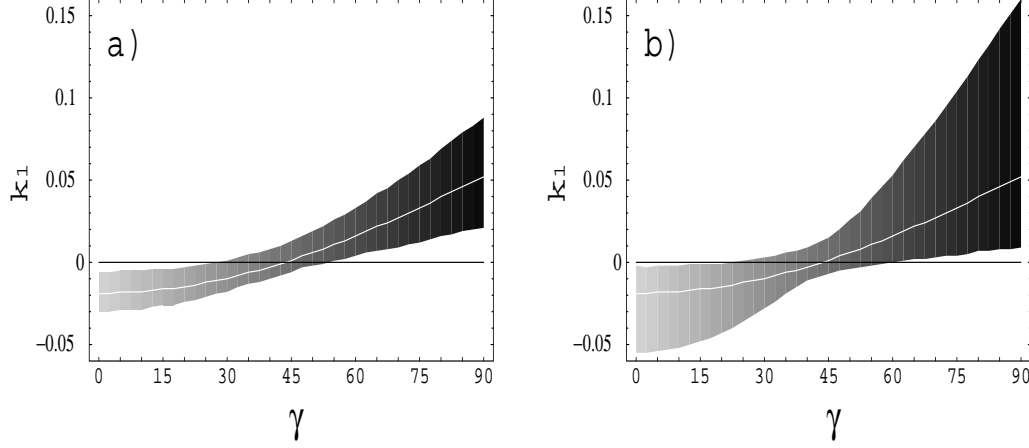


Figure 1: Sum rule I evaluated for the SM using NLO QCD factorization [6] for values of γ in the first quadrant: (a) low uncertainty ($\rho_A = 1$) from annihilation topologies, (b) large uncertainty ($\rho_A = 2$) from annihilation topologies.

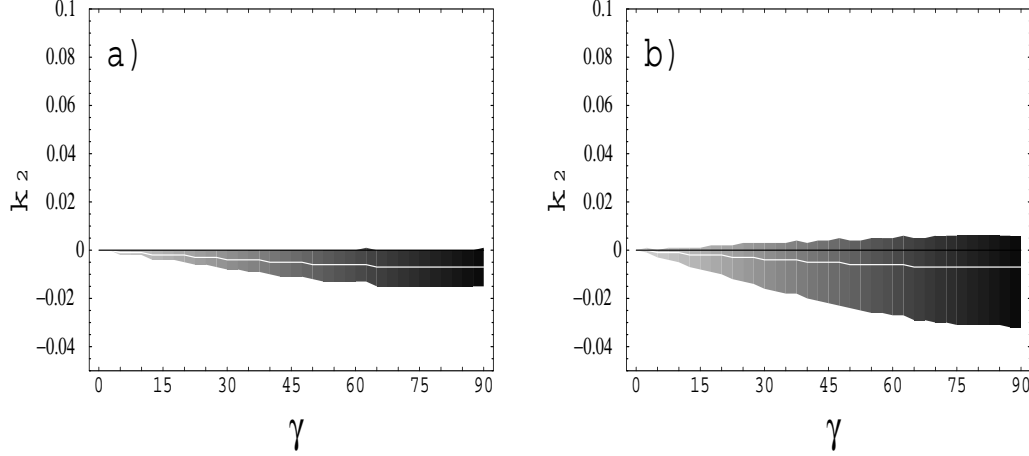


Figure 2: Sum rule II with same conditions as in Fig.1

The following set of sum rules are obtained in a completely different way. The aim is to find the simplest combinations of CP-averaged branching ratios (R) that would be strongly correlated if isospin were an exact symmetry. They are obtained combining eq.(6-8) to construct a quantity of order ξ_i^2 , dividing by one of the R 's (R , R_c or R_0) and reinserting sum rule I to simplify the expression. The result is the following three sum rules:

$$\text{III) } R = R_0 R_c + k_3, \quad (16)$$

with $k_3 = z_+(z_+ - u_+) - k_1 - k_1 z_+$.

$$\text{IV) } R_c = -\frac{R_0}{R} + 2 + k_4, \quad (17)$$

with $k_4 = (u_+ z_+ + k_1)/(1 + u_+)$. And, finally,

Table 1: Strongly correlated observables associated to sum rules III-V

III	$\mathcal{O}_1^{\text{III}} = R$	$\mathcal{O}_2^{\text{III}} = R_0 R_c$
IV	$\mathcal{O}_1^{\text{IV}} = R_c$	$\mathcal{O}_2^{\text{IV}} = -R_0/R + 2$
V	$\mathcal{O}_1^{\text{V}} = R_0$	$\mathcal{O}_2^{\text{V}} = -R_c/R + 2$

$$\text{V)} \quad R_0 = -\frac{R_c}{R} + 2 + k_5. \quad (18)$$

with $k_5 = k_1 + u_+(u_+ - z_+)/(1 + u_+)$. This sum rule can be related with one proposed in [3] (but with the inverse R/R_c) for the SM case and in an approximate form, i.e., keeping only the term ξ_i^2 .

Notice that the expressions for k_3 , k_4 and k_5 are model independent and their general expressions are obtained using the expressions of u_+ , z_+ in Appendix B and k_1 of eq.(13).

Sum rules III to V will allow us to define a set of observables. These observables are chosen in such a way to be strongly correlated by isospin, i.e., they should have the same value except for corrections of order ξ_i^2 . They are given in Table 1. A nice graphical interpretation of these sum rules can be obtained by plotting \mathcal{O}_1^α versus \mathcal{O}_2^α ($\alpha = \text{III, IV, V}$) for different values of γ . In Figs.3-5 we shown the prediction for these observables for the SM using NLO QCD factorization [6] taking into account the uncertainty coming from annihilation topologies (low (a) and high (b)). The region presented in Figs.3-5 corresponds to varying all the parameters (amplitudes and strong phases) within the predictions of NLO QCD factorization for the SM. All figures are restricted to values of γ ($0 \leq \gamma \leq \pi/2$) inside the first quadrant, according to the SM fit from other measurements. Shading should be understood in the following way: lighter region corresponds exclusively to low values of γ , following the pattern of Fig.1-2, while the dark region can correspond to large or small values of γ inside the first quadrant, since they cannot be distinguished in the plots.

In absence of isospin breaking both observables should fall in the diagonal of Figs.1-3, with $\mathcal{O}_i^\alpha = 1$. If isospin breaking is small \mathcal{O}_1^α and \mathcal{O}_2^α should stay near the diagonal. The deviation from one **along the diagonal** gives an idea of the isospin breaking terms of order ξ_i (remember that R , R_c and R_0 measure isospin breaking of this size). This is useful to have an idea of the maximal size of this breaking. Notice that it also implies that each pair of observables (\mathcal{O}_1^α , \mathcal{O}_2^α) is chosen in such a way to present the same deviation of order ξ_i , independently of the model.

More interestingly, deviations **from the diagonal** would measure isospin breaking contributions of order ξ_i^2 . It implies that if isospin is not badly broken, we can estimate that the deviations from the diagonal will be smaller than the square of the maximal deviation from one along the diagonal. For instance, in Fig.4b the maximal

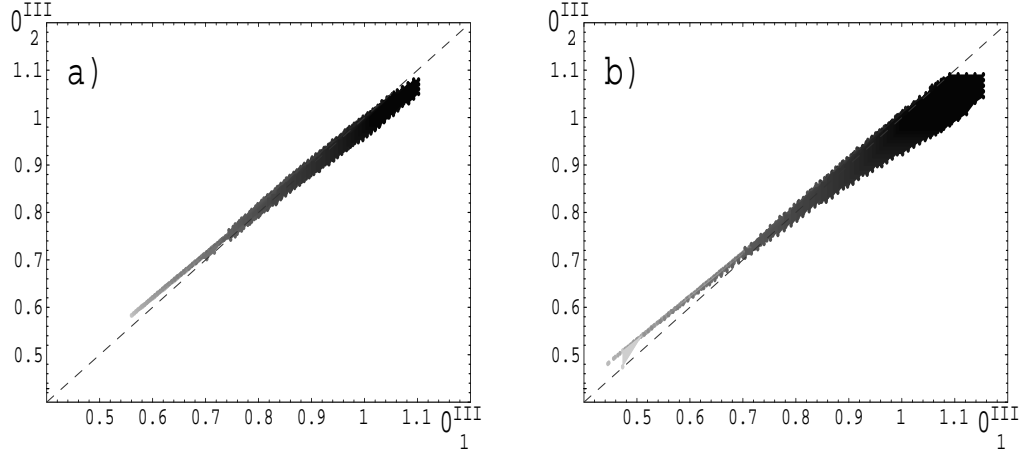


Figure 3: Correlation between O_1^{III} and O_2^{III} evaluated in the SM using NLO QCD factorization, for low (a) and large (b) uncertainty coming from annihilation topologies. The lighter region corresponds to the lowest values of γ inside the first quadrant.

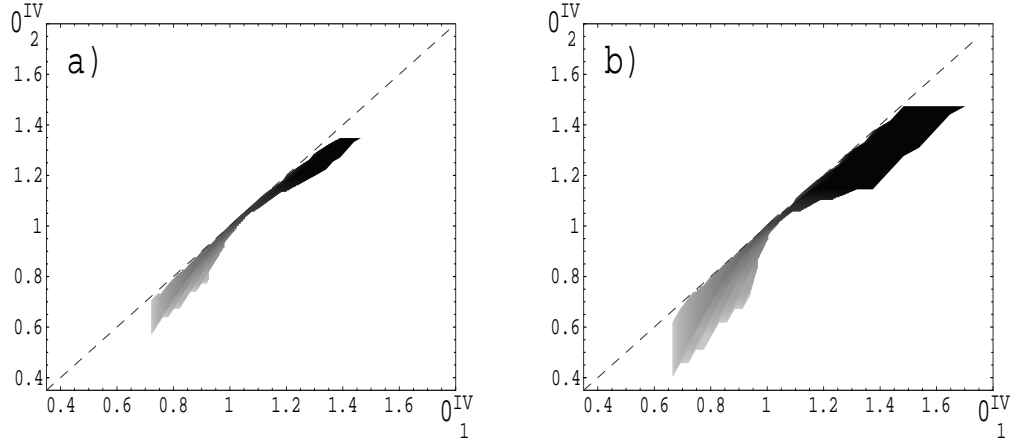


Figure 4: Correlation between O_1^{IV} and O_2^{IV} of sum rule IV, conventions as in Fig.3.

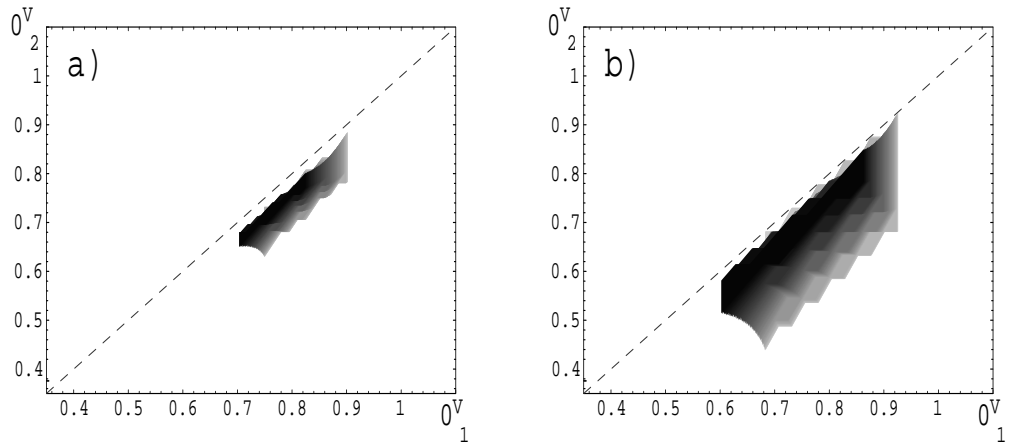


Figure 5: Correlation between O_1^{V} and O_2^{V} of sum rule V, conventions as in Fig.3.

Table 2: Strongly correlated observables associated to sum rules VI-VIII

VI	$\mathcal{O}_1^{\text{VI}} = \mathcal{A}_{\text{CP}}^{-+} R$	$\mathcal{O}_2^{\text{VI}} = A_{\text{CP}}^{+0} - 1 + (1 + \mathcal{A}_{\text{CP}}^{00} R_0 - \mathcal{A}_{\text{CP}}^{+0}) (1 + \mathcal{A}_{\text{CP}}^{0+} R_c - \mathcal{A}_{\text{CP}}^{+0})$
VII	$\mathcal{O}_1^{\text{VII}} = \mathcal{A}_{\text{CP}}^{0+} R_c$	$\mathcal{O}_2^{\text{VII}} = A_{\text{CP}}^{+0} + (\mathcal{A}_{\text{CP}}^{-+} R - \mathcal{A}_{\text{CP}}^{00} R_0) / (1 + \mathcal{A}_{\text{CP}}^{-+} R - \mathcal{A}_{\text{CP}}^{+0})$
VIII	$\mathcal{O}_1^{\text{VIII}} = \mathcal{A}_{\text{CP}}^{00} R_0$	$\mathcal{O}_2^{\text{VIII}} = A_{\text{CP}}^{+0} + (\mathcal{A}_{\text{CP}}^{-+} R - \mathcal{A}_{\text{CP}}^{0+} R_c) / (1 + \mathcal{A}_{\text{CP}}^{-+} R - \mathcal{A}_{\text{CP}}^{+0})$

deviation from one along the diagonal is approximately 0.5, then the maximal expected deviation from the diagonal would be 0.25 and, indeed, this is the case. This rule applies to all figures evaluated using NLO QCD factorization.

An experimental measurement of these observables very far away from the diagonal and the SM allowed region would require the contribution of isospin breaking New Physics. Present data favors this situation as we will see in the next section.

Finally, following the same strategy as in sum rule III-V, we can construct a set of three sum rules involving the CP-asymmetries using the translation table

$$\begin{aligned}
R &\rightarrow \mathcal{A}_{\text{CP}}^{-+} R - \mathcal{A}_{\text{CP}}^{+0} + 1, \\
R_c &\rightarrow \mathcal{A}_{\text{CP}}^{0+} R_c - \mathcal{A}_{\text{CP}}^{+0} + 1, \\
R_0 &\rightarrow \mathcal{A}_{\text{CP}}^{00} R_0 - \mathcal{A}_{\text{CP}}^{+0} + 1,
\end{aligned} \tag{19}$$

and rearranging the result in the following way:

$$\text{VI)} \quad \mathcal{A}_{\text{CP}}^{-+} R = \mathcal{A}_{\text{CP}}^{+0} - 1 + (1 + \mathcal{A}_{\text{CP}}^{00} R_0 - \mathcal{A}_{\text{CP}}^{+0}) (1 + \mathcal{A}_{\text{CP}}^{0+} R_c - \mathcal{A}_{\text{CP}}^{+0}) + k_6. \tag{20}$$

Here k_6 is given by $k_6 = z_- (z_- - u_-) - k_2 - k_2 z_-$.

$$\text{VII)} \quad \mathcal{A}_{\text{CP}}^{0+} R_c = \mathcal{A}_{\text{CP}}^{+0} + \frac{\mathcal{A}_{\text{CP}}^{-+} R - \mathcal{A}_{\text{CP}}^{00} R_0}{1 + \mathcal{A}_{\text{CP}}^{-+} R - \mathcal{A}_{\text{CP}}^{+0}} + k_7, \tag{21}$$

with $k_7 = (u_- z_- + k_2) / (1 + u_-)$. And finally, the equivalent to sum rule V for the CP-asymmetries would be,

$$\text{VIII)} \quad \mathcal{A}_{\text{CP}}^{00} R_0 = \mathcal{A}_{\text{CP}}^{+0} + \frac{\mathcal{A}_{\text{CP}}^{-+} R - \mathcal{A}_{\text{CP}}^{0+} R_c}{1 + \mathcal{A}_{\text{CP}}^{-+} R - \mathcal{A}_{\text{CP}}^{+0}} + k_8. \tag{22}$$

Here k_8 is given by,

$$k_8 = k_2 + \frac{u_- (u_- - z_-)}{1 + u_-}.$$

The corresponding set of correlated observables associated to these sum rules is shown in Table 2 and their SM predictions using NLO QCD factorization are presented in Figs.6-8. It is remarkable the extreme correlation of some observables like the pair $\mathcal{O}_1^{\text{VI}} - \mathcal{O}_2^{\text{VI}}$ or $\mathcal{O}_1^{\text{VII}} - \mathcal{O}_2^{\text{VII}}$. Notice that sum rules VI to VIII are chosen

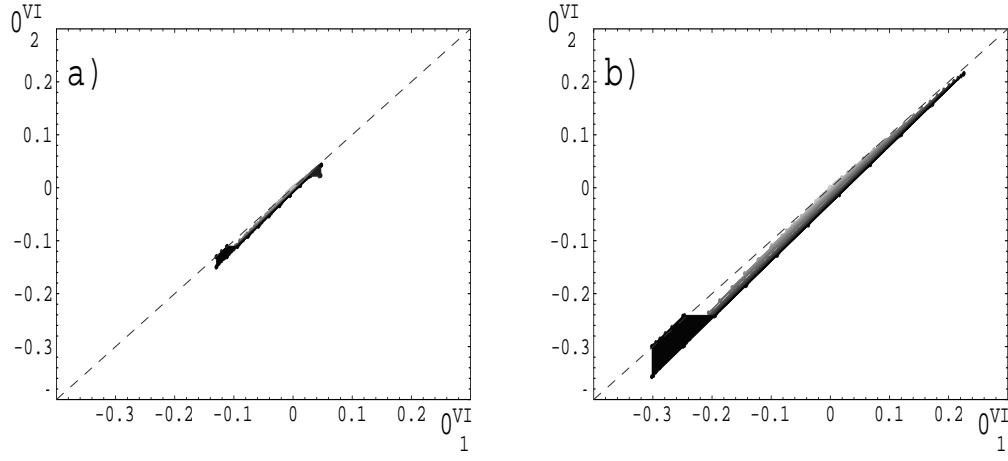


Figure 6: Correlation between O_1^{VI} and O_2^{VI} , conventions as in Fig.3.

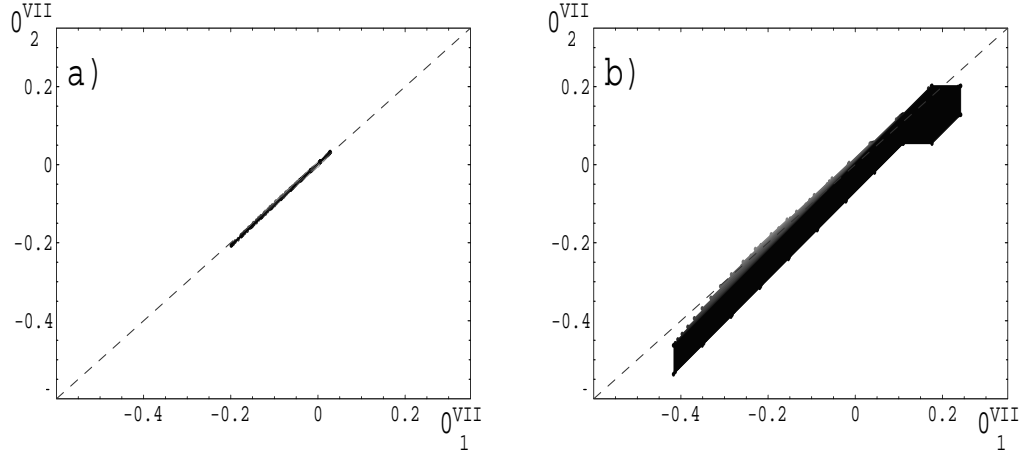


Figure 7: Correlation between O_1^{VII} and O_2^{VII} , conventions as in Fig.3.

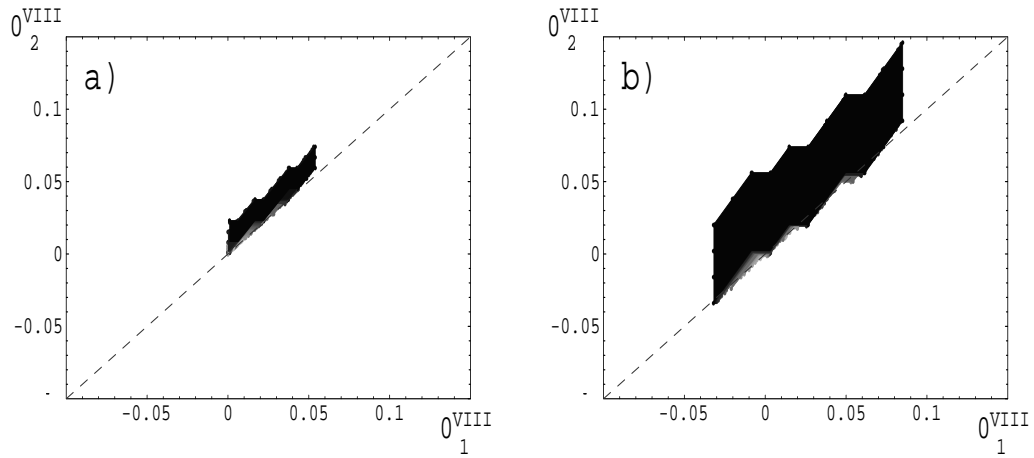


Figure 8: Correlation between O_1^{VIII} and O_2^{VIII} conventions as in Fig.3.

in such a way that can be combined easily with sum rules III to V to eliminate R , R_c or R_0 keeping the dependence on k_1 and k_2 . For example, combining sum rule III with sum rule VI, we can get rid of R or sum rule IV with VII eliminates R_c and V with VIII cancels R_0 .

III. Numerical results and tests of the sum rules

In this section we will evaluate the sum rules presented in the previous section using available experimental data [13, 14] on CP-averaged branching ratios and CP-asymmetries (see Table 3).

We will start obtaining the basic block elements of the sum rules, i.e, the set of CP-averaged branching ratios³:

$$R = 1.00 \pm 0.18, \quad R_c = 1.41 \pm 0.29, \quad R_0 = 1.21 \pm 0.35. \quad (23)$$

They imply the following values for the deviations from unity,

$$u_+ = 0.00 \pm 0.18, \quad z_+ = 0.41 \pm 0.29, \quad n_+ = 0.21 \pm 0.35. \quad (24)$$

Following the construction of sum rule I eq.(12) from eqs.(6-8), and taking the experimental values for u_+ , z_+ and n_+ eq.(24) we find a first surprising result. While u_+ , z_+ and n_+ are quantities of order ξ_i , the experimental value of k_1 , a quantity of order ξ_i^2 , obtained from eq.(12) is

$$k_1 = 0.62 \pm 0.45, \quad (25)$$

with an unexpectedly large central value, although with a large error. The reason is that z_+ goes in the wrong direction and requires k_1 to be very large in order to compensate it and to reproduce the experimental result for R_0 . Moreover, if we compare this experimental result with the SM prediction using NLO QCD factorization we find that the central value of the experimental result is one order of magnitude larger than the prediction. However, given the large experimental error we are still only one standard deviation away from the the SM prediction, so it is crucial that experimentalist try to reduce this error.

If the error is reduced and the central value does not change drastically, one should conclude that ξ_i is not small enough to be considered as a good expansion parameter and that there is some new mechanism that generates a very large isospin breaking contribution. On the contrary, if future data prefer a central value smaller by an order of magnitude with reduced errors then the small isospin breaking scenario of the SM will be again in good shape and sum rule I will be fulfilled. It is interesting to notice that z_+ seems to be quite large as compared to u_+ and both z_+ and k_1 depend on d_1 , so the problem seems to affect more to d_1 while d_2 is inside the expectations. d_1 is related to the contributions of the charged channel: $A(B^+ \rightarrow \pi^0 K^+)$. If these experimental results are confirmed it seems that one should look for a type of isospin breaking New Physics affecting more the charged than the neutral channel.

³Notice that in eq.(1) we are neglecting the small phase space difference between $B^\pm \rightarrow \pi^\pm K^0$ and $B_d^0 \rightarrow \pi^\pm K^\mp, \pi^0 K^0$.

Table 3: Measured branching ratios and CP-asymmetries for $B \rightarrow \pi K$ modes. The branching ratios correspond to the average of the three experiments BELLE, Babar and CLEO and are taken from [8]. CP-asymmetries correspond to CLEO data [14]

$BR(B_d^0 \rightarrow \pi^\mp K^\pm)$	17.2 ± 1.6
$BR(B^\pm \rightarrow \pi^0 K^\pm)$	12.1 ± 1.7
$BR(B^\pm \rightarrow \pi^\pm K^0)$	17.2 ± 2.6
$BR(B_d^0 \rightarrow \pi^0 K^0)$	10.4 ± 2.6
$\mathcal{A}_{\text{CP}}^{+0}$	-0.18 ± 0.24
$\mathcal{A}_{\text{CP}}^{0+}$	0.29 ± 0.23
$\mathcal{A}_{\text{CP}}^{-+}$	0.04 ± 0.16

Let's continue the analysis of sum rules involving only CP-averaged branching ratios, i.e, III to V. In this case we will evaluate their associated observables and the ξ_i^2 isospin breaking given by k_3 , k_4 and k_5 . The results are the following:

$$\begin{aligned}
\text{III)} \quad & O_1^{\text{III}} = 1.00 \pm 0.18, \quad O_2^{\text{III}} = 1.70 \pm 0.71, \quad k_3 = -0.70 \pm 0.62. \\
\text{IV)} \quad & O_1^{\text{IV}} = 1.41 \pm 0.29, \quad O_2^{\text{IV}} = 0.79 \pm 0.32, \quad k_4 = 0.62 \pm 0.43. \\
\text{V)} \quad & O_1^{\text{V}} = 1.21 \pm 0.35, \quad O_2^{\text{V}} = 0.59 \pm 0.23, \quad k_5 = 0.62 \pm 0.43. \quad (26)
\end{aligned}$$

These results imply that, with present experimental data, none of the sum rules III to V seems to follow the expected behavior of a small ξ_i^2 term, i.e, to fall in or near the diagonal of Figs. 3 to 5. According to the discussion of the previous section, while eq.(24) corresponds to the deviation from one along the diagonal and measures the isospin breaking of order ξ_i , k_j with $j = 3, 4, 5$ of eq.(26) gives an idea of the deviation from the diagonal (more precisely $k_j/\sqrt{2}$). We observe that, similarly to what happens with sum rule I, data force quantities that are formally of order ξ_i^2 like k_j to be of the same size or larger than quantities of order ξ_i like u_+ or z_+ of eq.(24). Moreover, this experimental result is in conflict, at least for the central values, with the predictions for the SM using NLO QCD factorization shown in Figs. 3 to 5.

The set of sum rules II and VI to VIII involves the still non measured $\mathcal{A}_{\text{CP}}^{00}$, so it is not possible to compare data with the SM predictions. However, under certain assumptions on isospin and future data we can explore what type of information they can give us on this CP-asymmetry.

From Table 3 it is possible to evaluate u_- and z_- , eq.(9) and eq.(10):

$$u_- = 0.22 \pm 0.29, \quad z_- = 0.59 \pm 0.41. \quad (27)$$

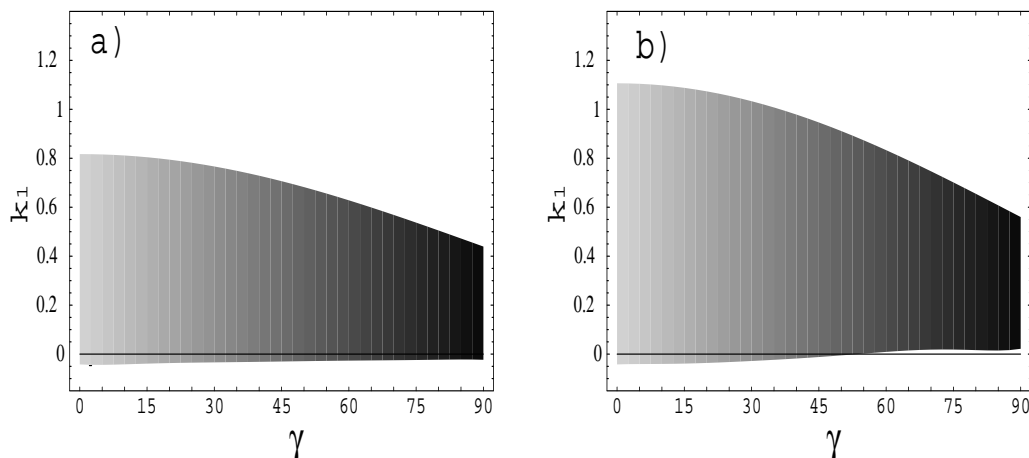


Figure 9: Sum rule I: (a) evaluated for the SM but keeping free the strong phases, (b) example of a model with $\xi_i = \xi_i^{\text{SM}}$, free strong phases but $a_i^{\text{SM}}/2 < a_i < 2a_i^{\text{SM}}$ with no new weak phases ($b_i = 0$).

We can also evaluate some of the observables of sum rule VI to VIII:

$$\begin{aligned}
\text{VI)} \quad O_1^{\text{VI}} &= 0.04 \pm 0.16. \\
\text{VII)} \quad O_1^{\text{VII}} &= 0.41 \pm 0.33. \\
\text{VIII)} \quad O_2^{\text{VIII}} &= -0.48 \pm 0.37.
\end{aligned} \tag{28}$$

If we assume that future experimental results change and indicate that isospin breaking is indeed small, then, we can get an estimate of $\mathcal{A}_{\text{CP}}^{00} R_0$ (O_1^{VIII}) from sum rule VIII since

$$O_1^{\text{VIII}} \sim O_2^{\text{VIII}}. \tag{29}$$

We can do a similar exercise with sum rules VI and VII. Also using sum rule II we can get an estimate

$$\mathcal{A}_{\text{CP}}^{00} R_0 \sim O_1^{\text{VI}} - O_1^{\text{VII}} + \mathcal{A}_{\text{CP}}^{+0}, \tag{30}$$

that obviously would be in agreement with the estimate of eq.(29).

To end with the tests of the sum rules let's see what happens if one would like to use specific models of New Physics. In this case it is necessary to evaluate for each model the new contributions to $\xi_{1,2}$, $a_{1,2}$, $b_{0,1,2}$ and to use the more general expressions for k_1 given in eq.(13), k_2 in eq.(15) and u_{\pm} and z_{\pm} as given in Appendix B. The expected main effect of New Physics will be new contributions to the electroweak penguin parameters a_1 , a_2 [3] (q and q_C , respectively, in the Standard Model, see Appendix A) and possible new weak phases contributing to b_0 , b_1 and b_2 .

We show in Fig.9a an example of the difference between the prediction for the SM of sum rule I, using the general expression for k_1 eq.(13), but this time keeping strong phases free (opposite to Fig.1 where the strong phases are predicted from NLO QCD factorization) versus the prediction in Fig.9b of a generic model of New Physics that induces important contributions to the electroweak penguins. This is useful to give us an idea of how important are the hadronic uncertainties coming from the strong

phases. We see comparing Fig.9a with Fig.1a or Fig.1b that having a prediction for the strong phases changes dramatically the situation, however still there is an important region of Fig.9b non overlapping with Fig.9a. This is an example of a region that could only be explained by New Physics. This is useful to establish the line between new isospin violating physics and possible hadronic uncertainties coming from our model dependence in predicting strong phases. In both cases, SM with free strong phases and New Physics, we find a much better agreement with present experimental data for k_1 eq.(25) than in Fig.1a-b. The reason of the decreasing behavior of k_1 with γ can be understood analytically taking eq.(13) in the SM limit (Appendix A) and observing that the maximal value of k_1 for $\gamma = \pi/2$ is approximately $(1 + q)$ times smaller than the maximal k_1 for $\gamma = 0$. (Notice that since in this approach the strong phase ω can take any value, the maximal value of k_1 corresponds precisely to $\omega \sim \pi$ opposite to the NLO QCD factorization prediction of $\omega \sim 0$).

In supersymmetry, for instance, there are certain contributions that could be sizeable, in particular, those involving gluino-quark-squark where a contribution of order α_s/m_{susy}^2 can compete with Standard Model contributions of order α/M_W^2 and can be as large as twice the SM predictions [12]. Moreover, if New Physics contains new weak phases, they could contribute to b_0 , b_1 and b_2 . A global analysis of the contributions from different models can be found in [12].

In conclusion, we have presented a set of sum rules that allow for an easy test of experimental data concerning the size of isospin breaking. They are derived in a model independent way but applied explicitly to the case of the Standard Model in the framework of NLO QCD factorization. Out of these sum rules a set of observables are proposed that permits a simple interpretation of data in terms of isospin breaking as a function of the position of the experimental point in their combined graphs. The predicted results of these sum rules for the SM in QCD factorization are compared with present data, showing in most cases unexpectedly large central values although with still too large experimental errors. It is of crucial interest to reduce these experimental errors to confirm or falsify the strong deviations from the SM predictions and to discern if experimental data fall in a non-overlapping region as in Fig.9a-b.

Acknowledgments

It is a real pleasure to thank the theory group of Aachen: M. Beneke, W. Bernreuther, L. Sehgal, T. Feldmann, K. Stergios, T. Teubner, N. Düchting and Sonya, for the warm hospitality and nice atmosphere during my stay there. Special thanks to Martin Beneke for very useful discussions and comments and also for understanding my personal decision, also to Werner Bernreuther for his generous support and help during my stay. I acknowledge financial support by BMBF during my stay in Germany and by Ministerio de Ciencia y Tecnologia in Spain.

References

- [1] R. Fleischer, *Phys. Lett.* **B365** (1996) 399; *Phys. Lett.* **B459** (1999) 306 M. Neubert and J.R. Rosner, *Phys. Rev. Lett.* **81** (1998) 5076; *Phys. Lett.* **B441** (1998) 403.
- [2] A.J. Buras and R. Fleischer, *Eur. Phys. J.* **C11** (1999) 93; *Eur. Phys. J.* **C16** (2000) 97.
- [3] M. Neubert, *JHEP* **02** (1999) 014.
- [4] M. Beneke, G. Buchalla, M. Neubert, C.T. Sachrajda, *Phys. Rev. Lett.* **83**, (1999) 1914; *Nucl. Phys.* **B591** (2000) 313. See also: M. Neubert, hep-ph/0012204.
- [5] M. Beneke, G. Buchalla, M. Neubert, C.T. Sachrajda, hep-ph/007256.
- [6] M. Beneke, G. Buchalla, M. Neubert, C.T. Sachrajda, hep-ph/0104110.
- [7] T. Muta, A. Sugamoto, M.Z. Yang and Y.D. Yang, *Phys. Rev.* **D62** (2000) 094020; M.Z. Yang and Y.D. Yang, *Phys. Rev.* **D62** (2000) 114019; M.Z. Yang and Y.D. Yang, hep-ph/0012208; X.G. He, J.P. Ma and C.Y. Wu, *Phys. Rev.* **D63** (2001) 094004.
- [8] M. Ciuchini, E. Franco, G. Martinelli, M. Pierini, L. Silvestrini, hep-ph/0104018.
- [9] Y.Y. Keum, H.-n Li and A.I. Sanda, hep-ph/0004004; *Phys. Rev.* **D63** (2001) 054008; Y.Y. Keum and H.-n. Li, *Phys. Rev.* **D63** (2001) 074006.
- [10] R. Fleischer, *Phys. Lett.* **B435** (1998) 221; M. Neubert, *JHEP* **9902** (1999) 014; hep-ph/9910530; hep-ph/9904321; *Nucl.Phys.Proc.Suppl.* **86** (2000) 477; M. Gronau, *Phys. Rev.* **D62** (2000) 014031; X.-G. He, C.-L. Hsueh, J.-Q. Shi, *Phys. Rev. Lett.* **84** (2000) 18; Zhi-zhong Xing, *Phys.Lett.* **B488** (2000) 162; X.G. He, Y.K. Hsiao, J.Q. Shi, Y.L. Wu, Y.F. Zhou, *Phys.Rev.* **D62** (2000) 036007; hep-ph/0011337; A. F. Falk, A. A. Petrov, *Phys.Rev.Lett.* **85** (2000) 252; R.E. Blanco, C. Gobel, R. Mendez-Galain, hep-ph/0007105; C.S. Kim, S. Oh, hep-ph/0009082; hep-ph/0103319.
- [11] R. Fleischer and J. Matias, *Phys. Rev.* **D61** (2000) 074004.
- [12] Y. Grossman, M. Neubert, A.L. Kagan, *JHEP* 9910 (1999) 029.
- [13] D.Cronin-Hennessey et al. [CLEO Collaboration], hep-ex/0001010; D.M. Asner et al. [CLEO Collaboration], hep-ex/0103040; G. Cavoto, [Babar Collaboration], talk given at the XXXVI Rencontres de Moriond QCD; B. Casey [Belle Collaboration], talk given at the XXXVI Rencontres de Moriond QCD.
- [14] S. Chen et al. [CLEO Collaboration], *Phys. Rev. Lett.* **85** (2000) 525.

- [15] See the report B Decays at LHC, P. Ball et al., hep-ph/0003238.
- [16] H.J. Lipkin, hep-ph/9809347.
- [17] M. Gronau and J.L. Rosner, *Phys. Rev.* **D59** (1999) 113002.
- [18] G. Buchalla, A.J. Buras and M.E. Lautenbacher, *Rev. Mod. Phys.* **68** (1996) 1125.
- [19] M. Ciuchini et. al, hep-ph/0012308.

Appendix A: Standard Model limit

In order to make contact with the SM, we write down the parameters (amplitudes and phases) for the specific case of the SM, using the notation of [5]⁴

$$\begin{aligned}
\xi_1 e^{i\theta_1} &\rightarrow \frac{\epsilon_{3/2} e^{i(\phi_P + \phi + \pi)}}{\sqrt{1 + \epsilon_a^2 \cos^2 \gamma - 2\epsilon_a \cos \gamma \cos \eta}}, & a_1 e^{i\phi_{a_1}} &\rightarrow q e^{i\omega}, & b_1 e^{i\phi_{b_1}} &\rightarrow 0, \\
\xi_2 e^{i\theta_2} &\rightarrow \frac{\epsilon_T e^{i(\phi_P + \phi_T + \pi)}}{\sqrt{1 + \epsilon_a^2 \cos^2 \gamma - 2\epsilon_a \cos \gamma \cos \eta}}, & a_2 e^{i\phi_{a_2}} &\rightarrow q_C e^{i\omega_C}, & b_2 e^{i\phi_{b_2}} &\rightarrow 0, \\
b_0 e^{i\phi_{b_0}} &\rightarrow \frac{\epsilon_a \sin \gamma e^{i(\eta - \delta)}}{\sqrt{1 + \epsilon_a^2 \cos^2 \gamma - 2\epsilon_a \cos \gamma \cos \eta}}, & \theta_0 &\rightarrow \phi_P + \delta,
\end{aligned} \tag{31}$$

where

$$\cos \delta = \frac{1 - \epsilon_a \cos \gamma \cos \eta}{\sqrt{1 + \epsilon_a^2 \cos^2 \gamma - 2\epsilon_a \cos \gamma \cos \eta}}, \quad \sin \delta = \frac{-\epsilon_a \cos \gamma \sin \eta}{\sqrt{1 + \epsilon_a^2 \cos^2 \gamma - 2\epsilon_a \cos \gamma \cos \eta}}. \tag{32}$$

Appendix B: u_{\pm} , z_{\pm} and $k_{1,2}$

The dependence of $u_{\pm} = u \pm \bar{u}$ and $z_{\pm} = z \pm \bar{z}$ on $d_{1,2}$ is given by

$$\begin{aligned}
u &= \frac{2}{x} \operatorname{Re} \left[A \left(B^+ \rightarrow \pi^+ K^0 \right) d_2^* \right] + \frac{1}{x} |d_2|^2, \\
z &= \frac{2}{x} \operatorname{Re} \left[A \left(B^+ \rightarrow \pi^+ K^0 \right) d_1^* \right] + \frac{1}{x} |d_1|^2,
\end{aligned} \tag{33}$$

and the corresponding CP conjugates

$$\begin{aligned}
\bar{u} &= \frac{2}{x} \operatorname{Re} \left[A \left(B^- \rightarrow \pi^- \bar{K}^0 \right) \bar{d}_2^* \right] + \frac{1}{x} |\bar{d}_2|^2, \\
\bar{z} &= \frac{2}{x} \operatorname{Re} \left[A \left(B^- \rightarrow \pi^- \bar{K}^0 \right) \bar{d}_1^* \right] + \frac{1}{x} |\bar{d}_1|^2.
\end{aligned} \tag{34}$$

The parameters k_1 and k_2 are

$$k_1 = \frac{2}{x} \left(|d_1|^2 + |\bar{d}_1|^2 - \operatorname{Re}[d_1 d_2^*] - \operatorname{Re}[\bar{d}_1 \bar{d}_2^*] \right), \tag{35}$$

$$k_2 = \frac{2}{x} \left(|d_1|^2 - |\bar{d}_1|^2 - \operatorname{Re}[d_1 d_2^*] + \operatorname{Re}[\bar{d}_1 \bar{d}_2^*] \right), \tag{36}$$

⁴We understand P in [5] as $P = |P|e^{i\phi_P}$. If one would like to make contact with the notation of [3] it is necessary to identify our ϕ_T with $\tilde{\phi}$ of [3] and our $\phi_T + \phi_P$ with ϕ_T of [3].

with $x = 2(1 + b_0^2)|P|^2$. Notice that the dependence on $|P|$ cancels in u , z , k_1 and k_2 . From eqs.(33)-(34) and eq.(4) we can derive a set of model independent expressions for u , \bar{u} , z and \bar{z} :

$$u = \frac{\xi_2}{1 + b_0^2} \left\{ \text{Re} \left[e^{i(\theta_0 - \theta_2)} (1 - ib_0 e^{i\phi_{b_0}}) (e^{-i\gamma} - a_2 e^{-i\phi_{a_2}} + ib_2 e^{-i\phi_{b_2}}) \right] \right. \\ \left. + \frac{\xi_2}{2} \left[(1 + a_2^2 + b_2^2) - 2a_2 \cos(\phi_{a_2} - \gamma) + 2b_2 \sin(\phi_{a_2} + \gamma) - 2a_2 b_2 \sin(\phi_{a_2} - \phi_{b_2}) \right] \right\}. \quad (37)$$

Its CP conjugated \bar{u} can be obtained from eq.(37) by changing the sign of the weak phases:

$$\gamma \rightarrow -\gamma, \quad b_{0,2} \rightarrow -b_{0,2}. \quad (38)$$

z is also obtained from eq.(37) substituting amplitudes and phases of d_2 by those of d_1 :

$$\xi_2 \rightarrow \xi_1, \quad a_2 \rightarrow a_1, \quad b_2 \rightarrow b_1, \quad \theta_2 \rightarrow \theta_1, \quad \phi_{a_2} \rightarrow \phi_{a_1}, \quad \phi_{b_2} \rightarrow \phi_{b_1}.$$

A similar substitution to eq.(38) will allow us to obtain the CP conjugate \bar{z} from z

$$\gamma \rightarrow -\gamma, \quad b_{0,1} \rightarrow -b_{0,1}.$$