

$Q\bar{Q}g$ contribution to diffractive J/ψ electroproduction

F. Hautmann

*Department of Physics, Pennsylvania State University, University Park PA 16802***Abstract**

We discuss contributions to the diffractive electroproduction of J/ψ mesons from quark-antiquark-gluon states in the photon wave function, and show that they enter at the leading-power and leading-logarithm level. We suggest the measurement of J/ψ production via inelastic diffraction as a probe of color transparency and color opacity behaviors in the diffractive gluon distribution.

J/ψ mesons are produced copiously via hard-diffractive reactions in lepton-hadron collisions at high energies. In these processes, the initial hadron emerges intact in the final state and the meson is produced via a short-distance interaction, involving momentum transfers of the order of the heavy quark mass or, for highly off-shell photons, the photon virtuality.

The elastic process $\gamma + A \rightarrow V + A'$, where A and A' are the initial and final hadrons and V is the quarkonium, has been studied extensively at HERA [1–3]. This process is computable in QCD [4–6] in the sense that a short-distance coefficient, calculable as a power expansion in α_s , can be factorized [7] from a parton density describing the long-distance dynamics of the hadronic state A and a wave function describing the long-distance dynamics of the produced bound state. A typical leading-order graph is shown in Fig. 1. The parton density probed by this process is a nondiagonal parton density [7–9]:

$$\phi_g(\xi, x_P, t, \mu) = \frac{1}{2\pi\xi p_A^+} \int dy^- e^{i\xi p_A^+ y^-} \langle A' | \tilde{G}_a(0)^{+j} \tilde{G}_a(0, y^-, \mathbf{0})^{+j} | A \rangle \quad , \quad (1)$$

where p_A^+ is the lightcone plus momentum of hadron A , $x_P = 1 - p_{A'}^+/p_A^+$, $t = (p_A - p_{A'})^2$. The operator $\tilde{G}(0, y^-, \mathbf{0})$ is the gluon field strength multiplied by a path-ordered exponential of the line integral of the color potential from y^- to ∞ . The ultraviolet divergences from the operator product are renormalized at the scale μ .

The physical picture of this process looks especially simple in the rest frame of the target [10]. In this frame, at lightcone times far in the past the photon splits into a quark-antiquark pair. Much later, this system interacts with the color field of the target, mainly through its color dipole moment [11]. Over long times, the quark and antiquark bind into a quarkonium. The physics of the parton densities is expressed in this frame in terms of the dipole-target scattering. The study of small-size dipoles and increasing dipole-target cross sections brings us to a region of small coupling but large parton densities, in which qualitatively new features of the strong interaction should appear (see reviews in [12–14]).

The purpose of this paper is to point out a different mechanism of diffractive J/ψ production, that has not been considered so far but that could be measured at HERA and at future lepton-proton and lepton-nucleus colliders (THERA, eRHIC). This mechanism arises from fluctuations of the incoming photon into a quark-antiquark-gluon state and results into final states in which the forward hadron is separated by a large rapidity gap from a high mass system containing J/ψ . The process measures inelastic diffraction. As we will see, in the limit of a large hard-scattering scale (heavy quark mass or photon virtuality) its cross section is enhanced by two powers of the hard scale compared to the case of Fig. 1. While the elastic production is a trigger on the physics of color triplet dipoles, the process we consider in this paper is a trigger on the physics of color octet dipoles.

As will be discussed later on, color-octet dipoles interact much more strongly with the target. Then the probability for the parton system to get through the hadron without breaking it up dies off faster as the dipole size increases, and the process approaches an opacity regime. The diffraction scattering becomes dominated by small transparency lengths. Observing J/ψ 's produced via inelastic diffraction is a way of looking at effects of the early onset of color opacity in the gluon distribution.

In what follows we start with a qualitative discussion of the contribution from quark-antiquark-gluon states to diffractive quarkonium production. Then we relate the evolution of these states to diffractive matrix elements of gluon field operators, and give factorization

formulas for the quarkonium cross sections. Finally we use these results to contrast the scaling behaviors of the elastic and inelastic contributions, and discuss the sensitivity of the $Q\bar{Q}g$ process to the region of high gluon density. The analysis of this paper applies to both J/ψ and Υ mesons.

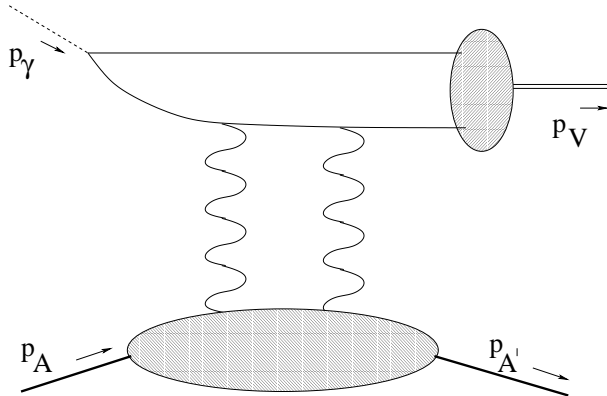


FIG. 1. A typical graph for the elastic process $\gamma + A \rightarrow V + A'$.

A typical quark-antiquark-gluon contribution is exemplified in Fig. 2. Let us view this process in the rest frame of the target. In this frame, a $Q\bar{Q}g$ system is created by the photon well outside of the target hadron. This system travels a long distance before interacting with the target's color field. (Contributions in which the two gluons k_1 and k_2 attach to the quark lines in the upper subgraph are to be considered together with the contribution depicted in Fig. 2.) This interaction leaves the hadron A almost intact and produces a final state consisting of the quarkonium plus jets plus the diffracted hadron. The emission of two gluons in Fig. 2 is required by color conservation. (In the long interval between the formation of the parton system and the interaction with the target's field, gluons can be radiated, possibly at small lightcone separations. These graphs contribute to Q^2 evolution and radiative corrections — see, e.g., [15]. We will see later the result of including them.)

Consider the upper subgraph in Fig. 2, in which k_1 and k_2 couple to the $Q\bar{Q}g$ system. This subgraph is dominated by the region in which the transverse momentum $|\mathbf{p}|$ is of order M (with M the heavy meson mass) and much larger than the gluon transverse momenta $|\mathbf{k}|$ and $|\mathbf{k}'|$. This region contributes a hard scattering amplitude of the second order in the QCD coupling, that is, of the same order as the hard scattering part in Fig. 1. We will see later that the contribution in Fig. 2 dominates the contribution in Fig. 1 by power counting in the hard-scattering scale.

The observation above indicates that in the dominant region the gluon k goes near the mass shell. The process becomes sensitive to long distances, and involves the nonperturbative distribution of gluons in the hadron A , subject to the condition that the hadron is diffractively scattered. This distribution is depicted in Fig. 3. It is defined in terms of the gluon operator \tilde{G} introduced in Eq. (1) by the matrix elements

$$\frac{df_g}{dx_P dt}(\beta, x_P, t, \mu) = \frac{1}{(4\pi)^3 \beta x_P p_A^+} \sum_X \int dy^- e^{i\beta x_P p_A^+ y^-} \times \langle A | \tilde{G}_a(0)^{+j} | A', X \rangle \langle A', X | \tilde{G}_a(0, y^-, \mathbf{0})^{+j} | A \rangle, \quad (2)$$

with βx_P the fraction of the hadron's plus momentum carried by the gluon. These matrix elements have been studied in detail in [15,16]. The vertex at the top of Fig. 3 represents the gluon operator in Eq. (2), including a color-octet eikonal line defined by the path-ordered exponential [15,16]. Attachments of gluons to this line are incorporated as explained in [15].

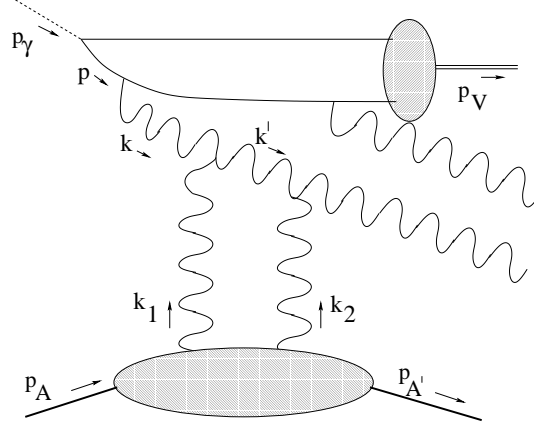


FIG. 2. $Q\bar{Q}g$ contribution to diffractive quarkonium production.

The precise relation of the vector meson cross section with the matrix elements (2) is given by a factorization formula. This can be obtained by applying to the graph of Fig. 2 standard methods [17,18] for determining the leading-power asymptotics in the limit of a large hard-scattering scale. The leading integration regions in momentum space involve (see Fig.4) i) a beam jet in the direction of hadron A , including the final hadron A' ; ii) a hard subgraph, in which all virtual lines are off shell by order M ; iii) final states jets, including the vector meson, that are not in the direction of A ; iv) a soft subgraph, consisting of soft gluons that link the beam jet with the hard subgraph and final state jets.

The method [17,18] instructs us to a) use Ward identities to factor out soft gluon subgraphs from final-state and beam jets, and b) sum over real and virtual graphs to show that all soft gluon exchanges (dashed lines in Fig. 4) cancel in the cross section. This can be accomplished in a standard manner in the problem at hand, except for the treatment of soft gluons coupling to the beam jet in the plus direction: owing to the diffractive requirement on the final state, there are both initial-state and final-state couplings, giving poles on both sides of the integration contour in the complex plane of the gluon minus momentum r^- . This prevents us from deforming the r^- contour to the region where the soft approximation is valid.

This obstruction, however, can be overcome in the same way as in diffractive deep inelastic scattering [19], by going to the complex plane of the plus momentum component r^+ , and showing that in this plane the contour is not trapped by singularities in the beam jet

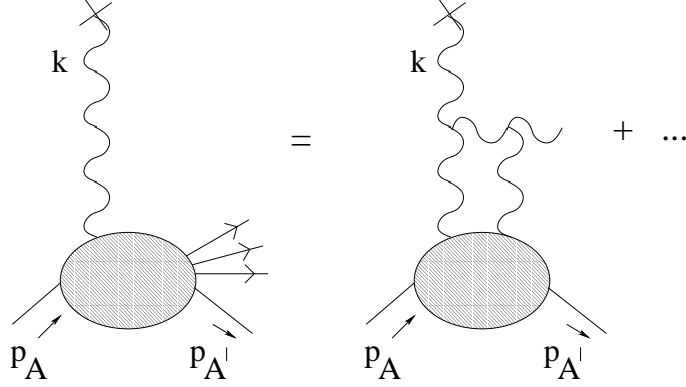


FIG. 3. Diffractive matrix element for the gluon operator (Eq. (2)). The graph on the right hand side corresponds to the contribution depicted in Fig. 2.

subgraph. Then the cancellation of soft gluon exchanges goes through, and factorization follows. To keep the notation simpler we first consider the case $Q^2 = 0$, limiting ourselves to the direct-photon part of photoproduction. (We comment on the resolved-photon part below.) The factorization formula for the $\gamma + A \rightarrow V + X + A'$ cross section reads

$$\frac{d\sigma^{(photo)}}{dx_P dt}(M^2, W^2, x_P, t) = \sum_{a=q,\bar{q},g} \int_{\omega/x_P}^1 d\beta \frac{df_a}{dx_P dt}(\beta, x_P, t, \mu^2) \hat{\sigma}_a\left(\frac{\omega}{\beta x_P}, M^2, \mu^2\right) \quad (3)$$

with $W^2 = (p_A + p_\gamma)^2$, $\omega = M^2/W^2$. The coefficient $\hat{\sigma}_a$ describes the meson production

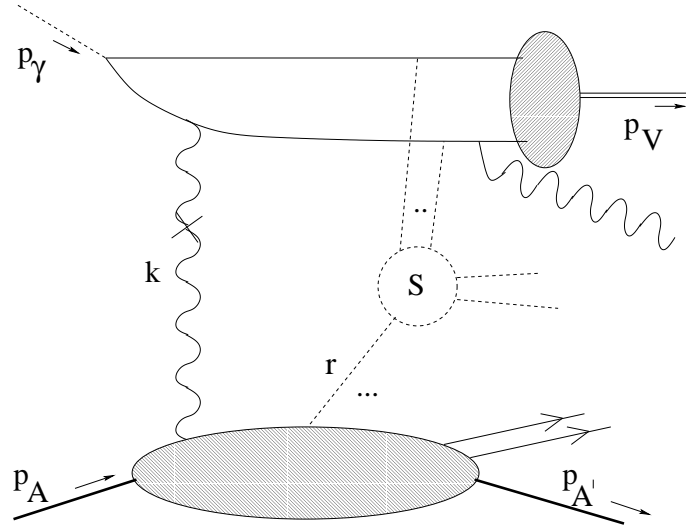


FIG. 4. Factorization of the inelastic diffraction process. Soft gluon exchanges (dashed lines) cancel.

subprocess represented by the upper subgraph in Fig. 4. In the nonrelativistic expansion

for the bound state, $\hat{\sigma}_a$ factorizes into the product of a perturbative factor, describing the production of the quark-antiquark pair, and a non perturbative factor, describing the binding of the quark and antiquark into a quarkonium. In what follows we consider only the lowest order in this expansion, corresponding to color-singlet quark-antiquark states [20], but further contributions from color-octet states [21] can also be incorporated in Eq. (3).

Both $\hat{\sigma}_a$ and f_a in Eq. (3) depend on the factorization scale μ . The evolution in μ arises, via renormalization of the ultraviolet divergences, from gluons being radiated from the top subgraph in Fig. 2. See [15,16,19] for a more detailed discussion of this.

To the leading order in α_s , only the term with $a = g$ enters in the sum in Eq. (3). This is the term depicted in Figs. 2,4. Compare this with the case of the diffractive structure function F_2 , where $a = g$ enters to the next-to-leading order, and of diffractive jet production, where both $a = g$ and $a = q$ enter to the leading order. (See, e.g., [22] for early treatments of gluon radiation in these processes.) This makes the quarkonium cross section an especially important experimental probe of the physics of large gluon densities in diffraction.

The coefficient $\hat{\sigma}_g$ that relates the quarkonium cross section to the diffractive gluon density can be obtained from the perturbative calculations of [20] and reads

$$\begin{aligned} \hat{\sigma}_g(\omega, M^2, \mu^2) = & \frac{32}{3\pi} \frac{\alpha e_Q^2 \alpha_s^2(\mu^2)}{M^2} \frac{|\psi(0)|^2}{M^3} \omega \\ & \times \left\{ \frac{1+\omega}{1-\omega} + \frac{1-\omega}{(1+\omega)^2} + 2\omega \ln \frac{1}{\omega} \left[\frac{1}{(1+\omega)^3} - \frac{1}{(1-\omega)^2} \right] \right\} . \end{aligned} \quad (4)$$

Here $\psi(0)$ is the quarkonium wave function at the origin. Eq. (4) vanishes like ω for large energies ($\omega \rightarrow 0$) and like $(1-\omega)$ near threshold ($\omega \rightarrow 1$). In these boundary regions higher order corrections [23] to the coefficient become particularly important. Notice the behavior of the cross section (3) in the hard scale M^2 . Apart from the dimensionless factor $|\psi(0)|^2/M^3$, coming from the nonrelativistic treatment of the bound state, $d\sigma/dt$ goes like $1/M^2$. This is to be contrasted with the behavior $1/M^4$ [4,6] of the elastic process (Fig. 1). That is, for sufficiently large M the cross section is significantly larger than its elastic part.

The resolved-photon part of photoproduction cannot be described by a factorization formula of the kind (3), because the possibility of color being exchanged with the photon beam jet spoils the cancellation of the soft gluon subgraphs. Since the direct and resolved parts cannot be unambiguously separated beyond the leading logarithms, this limits the applicability of factorization in the $Q^2 = 0$ case. We note however that if we estimated the sign and order of magnitude of the soft contributions from diffractive hadron-hadron data (see, e.g., [24]), this would suggest that the relative importance of the resolved part compared to the direct part is smaller in diffractive photoproduction than in inclusive photoproduction, perhaps by a factor of several.

The leptoproduction case $Q^2 \neq 0$ is conceptually simpler. A result of the kind (3) holds. In this case both the longitudinal and the transverse cross sections satisfy a factorization formula in terms of the diffractive matrix elements (2):

$$\begin{aligned} \frac{d\sigma^{(lepto)}}{dx_P dt dQ^2 dy}(M^2, S, Q^2, y, x_P, t) = & \frac{\alpha}{\pi} \frac{1}{y Q^2} \\ & \times \left[\left(1 - y + \frac{y^2}{2}\right) \frac{d\sigma_2}{dx_P dt}(M^2, Q^2, yS, x_P, t) - \frac{y^2}{2} \frac{d\sigma_L}{dx_P dt}(M^2, Q^2, yS, x_P, t) \right] , \end{aligned} \quad (5)$$

$$\frac{d\sigma_i}{dx_{\mathbf{P}} dt} = \sum_a \int d\beta \frac{df_a}{dx_{\mathbf{P}} dt}(\beta, x_{\mathbf{P}}, t, \mu^2) \hat{\sigma}_{i,a}(\frac{\omega'}{\beta x_{\mathbf{P}}}, M^2, Q^2, \mu^2) \quad (i = 2, L) . \quad (6)$$

Here, in standard notation, σ_2 is the sum of the transverse and longitudinal cross sections, \sqrt{S} is the lepton-hadron center-of-mass energy, y is the lepton energy loss in the target rest frame, and $\omega' = (M^2 + Q^2)/(yS)$. Note that in the case of the elastic process (Fig. 1) a factorization formula exists so far only for the longitudinal polarization [7].

The coefficients $\hat{\sigma}_{i,a}$ generalize Eq. (4) to $Q^2 \neq 0$. Consider the power counting at large Q . For $Q \gg M$, a factor of $1/Q^2$ replaces the $1/M^2$ of Eq. (4). Besides, there is a suppression factor M^2/Q^2 for producing a quarkonium of mass M when the momentum flowing in the quark-antiquark subgraph is of order Q . Then $d\sigma/dt \sim 1/Q^4$. This is enhanced by two powers of Q with respect to the elastic process, $d\sigma/dt \sim 1/Q^6$ [5,6], analogously to the observation made above for photoproduction. Note, however, that in the region $Q \gg M$ the quark-antiquark-gluon contribution is no longer leading-power, as contributions from the intrinsic heavy-quark distribution and from parton fragmentation into quarkonium scale like $1/Q^2$.

We thus suggest considering the region of Q of order M , or smaller than M . Then quark-antiquark-gluon states give a contribution to diffractive quarkonium production that is both leading in powers of the hard scale and leading in the running coupling. Detailed phenomenological studies are warranted, in order to assess the numerical importance of this contribution in the region of present and future colliders. This will be the subject of a separate publication.

Observe that when $Q\bar{Q}g$ states scatter off the hadron's color field, their behavior is very different from that of quark-antiquark states. The strength of their coupling to the field is larger: the ratio of the color-octet to color-triplet interaction strengths is governed by the factor $C_A^2(N_c^2 - 1)/(C_F^2 N_c) = 27/2$ [25]. As a result of the larger interaction strengths, the hadron starts to look opaque earlier. So the maximum parton separation for which the hadron is transparent will be smaller for $Q\bar{Q}g$ states than for $Q\bar{Q}$ states. Hints of this behavior are perhaps seen already in structure function data [26]. But the vector meson cross sections (3) and (6) will make a more direct probe of the relation between the large size of the diffractive gluon distribution and the onset of color opacity. To study this, the distributions f_a in Eqs. (3) and (6) are to be obtained by renormalization group evolution from distributions at starting scale $\mu = \mu_0$,

$$\frac{df_g}{dx_{\mathbf{P}}}(\beta, x_{\mathbf{P}}, \mu_0^2) = A_g x_{\mathbf{P}}^{1-2\alpha_g} \varphi_g(\beta), \quad \frac{df_q}{dx_{\mathbf{P}}}(\beta, x_{\mathbf{P}}, \mu_0^2) = A_q x_{\mathbf{P}}^{1-2\alpha_q} \varphi_q(\beta). \quad (7)$$

(Here we have considered the distributions integrated over t , and taken a simple factorizing ansatz for the $x_{\mathbf{P}}$ and β dependences.) For small transparency lengths, such as those that should dominate f_g , a perturbative calculation of the β dependence in Eq. (7) is justified [26]. The absolute normalization A_g measures the transparency length $1/\kappa_g$, $A_g \propto \kappa_g^2 r_A^2$ [26] (with r_A the hadron radius).

Note that in conventional fits to diffractive data the same $x_{\mathbf{P}}$ dependence is assumed for gluons and quarks. But at low μ we have no reason to expect this. We suggest analyzing the data using two different behaviors, parameterized by α_g and α_q . The heavy meson cross section discussed in this paper can provide a sensitive determination of α_g .

I gratefully acknowledge the hospitality and support of the Institute for Nuclear Theory at the University of Washington during the completion of this work. I thank J. Collins, L. Frankfurt, D. Soper and M. Strikman for useful discussions. This research is funded in part by the US Department of Energy grant DE-FG02-90ER40577.

REFERENCES

- [1] ZEUS Collaboration (J. Breitweg *et al.*), Eur. Phys. J. C**6**, 603 (1999).
- [2] H1 Collaboration (C. Adloff *et al.*), Eur. Phys. J. C**10**, 373 (1999).
- [3] H1 Collaboration (C. Adloff *et al.*), Phys. Lett. B **483**, 23 (2000).
- [4] M.G. Ryskin, Z. Phys. C **57**, 89 (1993); M.G. Ryskin, R.G. Roberts, A.D. Martin and E.M. Levin, Z. Phys. C **76**, 231 (1997).
- [5] S.J. Brodsky, L. Frankfurt, J.F. Gunion, A.H. Mueller and M. Strikman, Phys. Rev. D **50**, 3134 (1994).
- [6] L. Frankfurt, W. Koepf and M. Strikman, Phys. Rev. D **57**, 512 (1998).
- [7] J.C. Collins, L. Frankfurt and M. Strikman, Phys. Rev. D **56**, 2982 (1997).
- [8] X.D. Ji, Phys. Rev. D **55**, 7114 (1997).
- [9] A. Radyushkin, Phys. Lett. B **385**, 333 (1996).
- [10] J.D. Bjorken, AIP Conference Proceedings No. 6, Particles and Fields subseries No. 2 (New York 1972); hep-ph/9601363.
- [11] N.N. Nikolaev and B.G. Zakharov, Z. Phys. C **49**, 607 (1991), *ibid* C **53**, 331 (1992); A.H. Mueller, Nucl. Phys. **B335**, 115 (1990); L. Frankfurt and M. Strikman, Phys. Rep. **160**, 235 (1988).
- [12] A.H. Mueller, in *Proceedings of the International Workshop on Deep Inelastic Scattering DIS98* (Brussels, April 1998), World Scientific, Singapore 1998, p.3.
- [13] L. Frankfurt and M. Strikman, in *Proceedings of the International Workshop on Deep Inelastic Scattering DIS99* (Zeuthen), Nucl. Phys. **B** Proc. Suppl. **79**, 671 (1999).
- [14] L. McLerran, in *Proceedings of the 8th Mexican School of Particles and Fields* (Oaxaca de Juarez, November 1998), AIP Conference Proceedings No. 490 (1999).
- [15] F. Hautmann, Z. Kunszt and D.E. Soper, Nucl. Phys. **B563**, 153 (1999).
- [16] A. Berera and D.E. Soper, Phys. Rev. D **53**, 6162 (1996).
- [17] S.B. Libby and G. Sterman, Phys. Rev. D **18**, 3252 (1978); *ibid.* **18**, 4737 (1978).
- [18] J.C. Collins and D.E. Soper, Ann. Rev. Nucl. Part. Sci. **37**, 383 (1987).
- [19] J.C. Collins, Phys. Rev. D **57**, 3051 (1998), (E) *ibid.* D **61**, 019902 (2000).
- [20] E.L. Berger and D. Jones, Phys. Rev. D **23**, 1521 (1981); R. Baier and R. Rückl, Z. Phys. C **19**, 251 (1983).
- [21] M. Cacciari and M. Krämer, Phys. Rev. Lett. **76**, 4128 (1996); P. Ko, J. Lee and H.S. Song, Phys. Rev. D **54**, 4312 (1996), (E) *ibid.* D **60**, 119902 (1999); J. Amundson, S. Fleming and I. Maksymyk, Phys. Rev. D **56**, 5844 (1997).
- [22] N.N. Nikolaev and B.G. Zakharov, Z. Phys. C **64**, 631 (1994); J. Bartels, H. Jung and M. Wüsthoff, Eur. Phys. J. C**11**, 111 (1999).
- [23] M. Krämer, J. Zunft, J. Steegborn and P.M. Zerwas, Phys. Lett. B **348**, 657 (1995); M. Krämer, Nucl. Phys. **B459**, 3 (1996).
- [24] M.G. Albrow, in *Proceedings of the International Symposium on Multiparticle Dynamics*, Tihany, Hungary, October 2000, hep-ph/0102092.
- [25] F. Hautmann, Z. Kunszt and D.E. Soper, Phys. Rev. Lett. **81**, 3333 (1998).
- [26] F. Hautmann and D.E. Soper, Phys. Rev. D **63**, 011501 (2000).