

# Implication of $\sin 2\beta$ from global fit and $B \rightarrow J/\psi K_S$

Yue-Liang Wu and Yu-Feng Zhou

Institute of Theoretical Physics, Chinese Academy of Science, Beijing 100080, China

## Abstract

The measurement of  $\sin 2\beta$  is discussed within and beyond the standard model. In the presence of new physics, the angle  $\beta$  extracted from the global fit (denoted by  $\beta_{fit}$ ) and the one extracted from  $B \rightarrow J/\psi K_S$  (denoted by  $\beta_{J/\psi}$ ) are in general all different from the 'true' angle  $\beta$  of the unitarity triangle of the CKM matrix. Possible new physics effects on the ratio  $R_\beta = \sin 2\beta_{J/\psi} / \sin 2\beta_{fit}$  is studied and parameterized in a most general form. It is shown that the ratio  $R_\beta$  may provide a useful tool in probing new physics. The value of  $R_\beta$  is obtained through an update of the global fit of the unitarity triangle with the latest data and found to be less than unity at  $1\sigma$  level. The new physics effects on  $R_\beta$  from the models with minimum flavor violation (MFV) and the standard model with two-Higgs-doublet (S2HDM) are studied in detail. It is found that the MFV models seem to give a relative large value  $R_\beta \geq 1$  with the current data. This may indicate that this kind of new physics may be disfavored and alternative new physics with additional phases appears more relevant. As an illustration for models with additional phase beyond CKM phase, the S2HDM effects on  $R_\beta$  are studied and found to be easily coincide with the data due to the flavor changing neutral Higgs interaction.

## I. INTRODUCTION

Recently, the BaBar and Belle Collaborations have reported their new results on the measurements of  $\sin 2\beta$  from the time dependent CP asymmetry of decay  $B \rightarrow J/\psi K_S$ , where  $\beta$  concerns the weak phase of Cabibbo-Kabayashi-Maskawa (CKM) matrix element  $V_{td}^*$  and is defined as one of the angles of the unitarity triangles containing  $d, b$  quarks. Their measurements give the following values [1,2]:

$$\begin{aligned} \sin 2\beta &= 0.34 \pm 0.20 \pm 0.05 \quad (\text{BaBar}) \\ \sin 2\beta &= 0.58^{+0.32+0.09}_{-0.34-0.1} \quad (\text{Belle}). \end{aligned} \quad (1)$$

Combining with the one measured earlier by CDF and ALEPH Collaboration  $0.79^{+0.41}_{-0.44}$  [3], and  $0.84^{+0.82}_{-1.04} \pm 0.16$  [4], one arrives at the new world average value of  $\sin 2\beta$

$$\sin 2\beta = 0.47 \pm 0.16. \quad (2)$$

Although this result is consistent with the predictions of the Standard Model (SM), the results from BaBar and Belle may imply a possibility that the angle  $\beta$  measured directly

from the time dependent CP asymmetry may be well below the one from the global fit in SM which contains the indirect CP violations of both neutral  $K$  and  $B$  meson mixings. This possibility has aroused many discussions in the literatures [5–10]. As has been pointed out in Ref. [8], a lower value of  $\sin 2\beta$  less than 0.5 may imply that some hadronic parameters are out of the reasonable range. It may imply a large bag parameter  $\hat{B}_K$  for the matrix element  $\langle K^0 | H_W | \bar{K}^0 \rangle$ , a large  $SU(3)$  breaking factor between  $B^0$  and  $B_s^0$  or a small value of  $|V_{ub}|$ . In the SM, a lower bound of  $\sin 2\beta$  can be derived from the evaluation of  $\epsilon_K$  and  $\Delta m_B$ , a conservative bound was found to be  $\sin 2\beta > 0.42$  [9] which is compared with 0.34 in [10] due to the use of different values of hadronic parameters. The existence of a lower bound on  $\sin 2\beta$  also holds for new physics models with minimal flavor violation (MFV), namely a class of models which has no new flavor changing operators beyond those in the SM and no additional weak phases beyond the CKM phase. In this case, a small value of  $\sin 2\beta$  from time dependent CP asymmetry shall definitely give us a signal of new physics and exclude the models with MFV.

In the SM, the angle  $\beta$  extracted from the global fit should be the same as the one measured from the time dependent CP asymmetry in the decay  $B \rightarrow J/\psi K_S$ . However, if there exists new physics beyond the SM, the situation may be quite different, the angle  $\beta$  extracted from two different approaches are in general not equal. In other words, if the extracted  $\beta$  from two ways are different, it will then imply the existence of new physics. Let us denote the angle  $\beta$  extracted from the above two cases by  $\beta_{fit}$  and  $\beta_{J/\psi}$  respectively. In the most general case, one may find that  $\beta_{fit} \neq \beta_{J/\psi} \neq \beta$  and their ratio  $R_\beta \equiv \sin 2\beta_{J/\psi} / \sin 2\beta_{fit}$  is therefore not equal to unity. Thus the true angle  $\beta$  can not be directly obtained from the measurement of  $\beta_{fit}$  and  $\beta_{J/\psi}$ .

It is clear that the deviation from  $R_\beta = 1$  provides the signal of new physics, while the different new physics models may modify its value in different ways. In this paper, we present a general parameterization for possible new physics contributions to  $R_\beta$ . For a detailed consideration, we investigate two interesting and typical models, one with MFV and another is the simplest extension of SM with just adding one Higgs doublet. For convenience of mention in our following discussions, we may call such a minimal extension of the standard model with two Higgs doublet as an S2HDM [11–17], in which CP violation could solely originate from the Higgs potential [18,15,16]. The experimental value of  $R_\beta$  is obtained from an update of the global fit for the unitarity triangle (UT). It will be seen that the ratio  $R_\beta$  may provide a useful tool for probing new physics. The current data lead to a low value of  $R_\beta$  which is not likely to be accommodated by the models with MFV. If the future experiments confirm such a low value of  $R_\beta$ , the models involving new interactions with additional phases beyond the CKM phase will be preferred. Taking the S2HDM as an example, we illustrate that the new physics models with additional weak phase can easily explain the current data.

This paper is organized as follows: in section **II**, the ratio  $R_\beta$  with possible new physics effects is introduced and the new physics effects on  $R_\beta$  are parameterized in a most general form. In section **III**, the profile of the unitarity triangle is updated with the latest data and the resulting value of  $R_\beta$  is obtained. The new physics effects of the models with MFV and the S2HDM are discussed in section **IV**. Our conclusions are made in the last section.

## II. NEUTRAL MESON MIXING WITHIN AND BEYOND THE SM

In the study of quark mixing and CP violation, it is convenient to use the Wolfenstein parameterization [20] in which the CKM matrix elements can be parameterized by four parameters  $\lambda$ ,  $A$ ,  $\rho$  and  $\eta$ . The unitarity relation

$$V_{ud}V_{ub}^* + V_{cd}V_{cb}^* + V_{td}V_{tb}^* = 0 \quad (3)$$

can be depicted as a closed triangle in the  $\rho$ ,  $\eta$  plane (see Fig.1). The two sides of the triangle can be written as:

$$\begin{aligned} \hat{R}_u &\equiv -\frac{V_{ud}V_{ub}^*}{V_{cd}V_{cb}^*} = R_u e^{i\gamma} = \sqrt{\bar{\rho}^2 + \bar{\eta}^2} e^{i\gamma}, \\ \hat{R}_t &\equiv -\frac{V_{td}V_{tb}^*}{V_{cd}V_{cb}^*} = R_t e^{-i\beta} = \sqrt{(1 - \bar{\rho})^2 + \bar{\eta}^2} e^{-i\beta}, \end{aligned} \quad (4)$$

with  $\bar{\rho} \equiv (1 - \frac{\lambda^2}{2})\rho$ , and  $\bar{\eta} \equiv (1 - \frac{\lambda^2}{2})\eta$ . The three angles of  $\alpha$ ,  $\beta$  and  $\gamma$  of the triangle are defined as follows

$$\begin{aligned} \sin 2\alpha &= \frac{2\bar{\eta}(\bar{\eta}^2 + \bar{\rho}^2 - \bar{\rho})}{(\bar{\rho}^2 + \bar{\eta}^2)((1 - \bar{\rho})^2 + \bar{\eta}^2)}, \\ \sin 2\beta &= \frac{2\bar{\eta}(1 - \bar{\rho})}{(1 - \bar{\rho})^2 + \bar{\eta}^2}, \\ \sin 2\gamma &= \frac{2\bar{\rho}\bar{\eta}}{\bar{\rho}^2 + \bar{\eta}^2}, \end{aligned} \quad (5)$$

with  $\alpha + \beta + \gamma = 180^\circ$ . One of the important goals in the modern particle physics is to precisely determine those angles and to test the unitarity relation of Eq.(3). Many effects have been done for that purpose and the current data have constrained the apex of the triangle in a small region. For example, the values of  $\lambda$ ,  $|V_{cb}|$  and  $|V_{ub}|$  are extracted from the semileptonic  $K$  and  $B$  decays. Besides the semileptonic decays, the important constraint may come from the neutral meson mixings, such as  $K^0 - \bar{K}^0$  and  $B_{(s)}^0 - \bar{B}_{(s)}^0$  mixings. Since in the SM neutral meson mixing only occurs at loop level, it is expected that new physics contributions could be considerable. If we denote the transition matrix element  $\langle f^0 | H_{eff} | \bar{f}^0 \rangle$  of neutral meson  $f^0$  ( $f^0 = K^0, B_{(s)}^0$ ) by  $M_{12}^f$ , then the new physics effects on  $M_{12}^f$  can be parameterized in the following general form:

$$M_{12}^f = \sum_{i,j=c,t} \lambda_i^f \lambda_j^f M_{12,ij}^{SM,f} (1 + r_{ij}^f) + \tilde{M}_{12}^f \quad (6)$$

where  $\lambda_i^f$  ( $i = c, t$ ) are the products of CKM matrix elements with the definitions  $\lambda_i^K \equiv V_{id}^* V_{is}$ ,  $\lambda_i^B \equiv V_{id}^* V_{ib}$ , and  $\lambda_i^{B_s} \equiv V_{is}^* V_{ib}$ . The matrix elements  $M_{12,ij}^{SM,f}$  are the ones in SM. They receive contributions from the internal  $tt$ ,  $cc$  and  $ct$  quark loops in the box diagrams which are responsible for the  $f^0 - \bar{f}^0$  mixing. Real parameters  $r_{ij}^f$  reflect the possible new physics contributions to the corresponding loop diagrams, which carry no additional weak phases besides  $\lambda_{ij}^f$ . Models with such property include some versions of SUSY models and type I and II 2HDM. Obviously those models belong to the ones with MFV since they carry

no additional phases. New physics contributions with new weak phases are all absorbed into the last term  $\tilde{M}_{12}^f$ . This term may arise from additional new interactions, such as the tree level Flavor Changing Neutral Current (FCNC) and the superweak-type interactions [19] as well as interacting terms with new weak phases.

In evaluating  $\epsilon_K$  in kaon system, although the contribution of  $tt$  quark loop is dominant, the effects of  $cc$  and  $ct$  quark loops are not negligible. While in the calculations of the mass differences of  $B_{(s)}^0$  meson, one may only consider the  $tt$  quark loop in the box diagram.

Now let us discuss the neutral meson mixing in the above general parameterization. The indirect CP violation parameter  $\epsilon_K$  in kaon system is defined as

$$\epsilon_K = \frac{e^{i\frac{\pi}{4}}}{\sqrt{2}\Delta m_K} \left( \text{Im} M_{12}^K + 2\xi \text{Re} M_{12}^K \right), \quad \xi = \frac{\text{Im} A_0}{\text{Re} A_0} \quad (7)$$

In a good approximation the term proportional to  $\xi$  could be neglected and  $\epsilon_K$  depends only on the imaginary part of  $M_{12}^K$ . The SM contributions to  $M_{12}^K$  are  $M_{12,cc(tt)}^{SM,K} = (G_F^2/12\pi^2)F_K^2 B_K m_K m_W^2 \eta_1 S_0(x_c(x_t))$  and  $M_{12,ct}^{SM,K} = (G_F^2/12\pi^2)F_K^2 B_K m_K m_W^2 \eta_3 S_0(x_c, x_t)$ , where  $S_0(x_i)$  and  $S_0(x_i, x_j)$  ( $x_i = m_i^2/M_W^2$ ) are the integral function arising from the box diagram [22] and  $\eta_i$ s are the QCD corrections with the values [23]  $\eta_1 = 1.38 \pm 0.20$ ,  $\eta_2 = 0.57 \pm 0.01$ ,  $\eta_3 = 0.47 \pm 0.04$ .  $G_F = 1.16 \times 10^{-5} \text{ GeV}^{-2}$  is the Fermi coupling constant,  $F_K$  and  $B_K$  are the decay constant and bag parameter for kaon meson respectively.

Using the Wolfenstein parameterization,  $\epsilon_K$  can be written as

$$\epsilon_K = \left\{ \bar{\eta} \left[ (1 - \bar{\rho}) A^2 \eta_2 S_0(x_t) (1 + r_{tt}^K) + P_\epsilon (1 + r_{ct}) \right] A^2 \hat{B}_K C_\epsilon \right\} e^{i\frac{\pi}{4}} + \tilde{\epsilon}_K \quad (8)$$

with

$$r_{ct} \equiv \frac{\eta_3 S_0(x_c, x_t) r_{ct}^K - \eta_1 S_0(x_c) r_{cc}^K}{\eta_3 S_0(x_c, x_t) - \eta_1 S_0(x_c)}$$

$$\tilde{\epsilon}_K \equiv \frac{e^{i\frac{\pi}{4}}}{\sqrt{2}\Delta m_K} \text{Im} \tilde{M}_{12}^K \quad (9)$$

and the two constants  $C_\epsilon$  and  $P_\epsilon$  have the values [9,10]:

$$C_\epsilon = G_F^2 F_K^2 m_K m_W^2 \lambda^{10} / (6\sqrt{2}\pi^2 \Delta m_K) = 0.01$$

and

$$P_\epsilon = [\eta_3 S_0(x_c, x_t) - \eta_1 S_0(x_c)] / \lambda^4 = 0.31 \pm 0.05$$

Here the new physics effects with MFV have been expressed as the corrections to the integral function  $S_0(x_t)$  and  $P_\epsilon$ . Their effects with additional phases have been absorbed into  $\tilde{\epsilon}_K$ .

The  $B_{(s)}^0 - \bar{B}_{(s)}^0$  mass difference is given by

$$\Delta m_B \simeq |M_{12}^B| = \Delta m_B^{SM} \left| 1 + r_{tt}^B \right| e^{-2i\beta} + \tilde{r}^B e^{2i\phi^B}. \quad (10)$$

$$\Delta m_{B_s} \simeq |M_{12}^{B_s}| = \Delta m_{B_s}^{SM} \left| 1 + r_{tt}^{B_s} \right| \left| 1 + \tilde{r}^{B_s} e^{2i\phi^{B_s}} \right|. \quad (11)$$

with  $\Delta m_{B(s)}^{SM} = (G_F^2/(6\pi^2))m_W^2 m_{B(s)} (f_{B(s)} \sqrt{B_{(s)}})^2 \eta_B S_0(x_t) |\lambda_t^{B(s)}|^2$ . Where we have kept only the  $tt$  quark loop in the box diagrams, the contributions from other loops with internal  $cc$  and  $ct$  quarks are highly suppressed and can be safely neglected.

In the presence of new physics, The angle  $\beta_{J/\psi}$  extracted from the time dependent CP asymmetry  $\mathcal{A}_{CP}(t)$  in decay  $B \rightarrow J/\psi K_S$  is in general different from the true value  $\beta$  in SM

$$\begin{aligned}\mathcal{A}_{CP}(t) &\equiv \frac{\Gamma(\bar{B}^0(t) \rightarrow J/\psi K_S) - \Gamma(B^0(t) \rightarrow J/\psi K_S)}{\Gamma(\bar{B}^0(t) \rightarrow J/\psi K_S) + \Gamma(B^0(t) \rightarrow J/\psi K_S)} \\ &\equiv -\sin 2\beta_{J/\psi} \sin(\Delta m_B t).\end{aligned}\quad (12)$$

where  $\beta_{J/\psi}$  is the total phase of  $M_{12}^B$ .

$$\sin 2\beta_{J/\psi} = \frac{\sin 2\beta - \tilde{r}^B \sin 2\phi^B}{\sqrt{1 + 2\tilde{r}^B \cos 2(\phi^B + \beta) + (\tilde{r}^B)^2}}. \quad (13)$$

The usual fit of the profile of the UT has been made under the assumption that there is no new physics beyond the SM. The angle “ $\beta_{fit}$ ” which is obtained from the measurement of  $K^0 - \bar{K}^0$  and  $B^0 - \bar{B}^0$  mixing is usually assumed to be the true angle  $\beta$  associated with the phase of  $V_{td}^*$ . In general, one should not make any assumption for purpose of new physics probing, since it may be greatly modified when new physics effects come into the evaluation of  $\epsilon_K$  and  $\Delta m_{B(s)}$ . If we still use the formulae in SM to extract the angle  $\beta$ , we will then get the effective value of  $\rho_{fit}$ ,  $\eta_{fit}$ , and  $\beta_{fit}$  which may be far away from the true ones. Since the formulae for calculating  $\epsilon_K$  and  $\Delta m_{B(s)}$  in SM can be easily obtained from Eq.(8) and (10) by setting all the  $r_i^f$ s to be zero, the  $\beta_{fit}$  can be extracted just as the usual case in the SM.

Combining Eq.(8) and (10) and using the definition of  $\sin 2\beta$  in Eq.(5), we come to the following simple relation

$$\sin 2\beta = C_K \frac{1 + r_{tt}^B}{1 + r_{tt}^K} \left[ \left| 1 - \frac{\tilde{\epsilon}_K}{\epsilon_K} \right| - \omega \bar{\eta} (1 + r_{ct}) \right] \sqrt{1 + 2\tilde{r}^B \cos 2(\phi^B + \beta) + (\tilde{r}^B)^2}, \quad (14)$$

Comparing it with the one in SM, i.e.  $\sin 2\beta = C_K(1 - \omega \bar{\eta})$ , it is clear that if one always uses the definitions in SM to extract  $\beta$  and  $\eta$ , the fitting results will actually be effective ones, though they still satisfy the relation

$$\sin 2\beta_{fit} = C_K (1 - \omega \bar{\eta}_{fit}). \quad (15)$$

with  $C_K = \frac{G_F^2 m_B m_W^2 F_B^2 B_B \eta_B |\epsilon_K|}{6\pi^2 \Delta m_B A^4 \tilde{B}_K \eta_2 C_\epsilon}$  and  $\omega \equiv C_\epsilon A^2 \hat{B}_K P_\epsilon / |\epsilon_K| = 0.79 \left( \frac{\hat{B}_K}{0.85} \right) \left( \frac{P_\epsilon}{0.31} \right) \left( \frac{A}{0.83} \right)^2$ . The relation between  $\beta_{fit}$  and  $\beta$  is straight forward,

$$\sin 2\beta_{fit} = \frac{(1 - \omega \bar{\eta}_{fit}) \sin 2\beta}{\sqrt{1 + 2\tilde{r}^B \cos 2(\phi^B + \beta) + (\tilde{r}^B)^2} [1 - \tilde{\epsilon}_K / \epsilon_K - \omega \bar{\eta} (1 + r_{ct})]} \left( \frac{1 + r_{tt}^K}{1 + r_{tt}^B} \right) \quad (16)$$

To probe new physics effects, let us define the ratio  $R_\beta$  between the two observables  $\sin 2\beta_{J/\psi}$  and  $\sin 2\beta_{fit}$  as follows

$$\begin{aligned}R_\beta &\equiv \frac{\sin 2\beta_{J/\psi}}{\sin 2\beta_{fit}} \\ &= \frac{1 + r_{tt}^B}{1 + r_{tt}^K} \left[ \frac{1 - \tilde{\epsilon}_K / \epsilon_K - \omega \bar{\eta} (1 + r_{ct})}{1 - \omega \bar{\eta}_{fit}} \right] \left( 1 - \tilde{r}^B \frac{\sin 2\phi_B}{\sin 2\beta} \right).\end{aligned}\quad (17)$$

Note that the factor  $\sqrt{1 + 2\tilde{r}^B \cos 2(\phi^B + \beta) + (\tilde{r}^B)^2}$  in Eq.(14) and (13) cancel each other in the expression of  $R_\beta$ . In the SM,  $R_\beta$  is clearly equal to unity. From the above equation the deviation from unity due to the new physics effects can be expressed as the products of three terms: (1) The ratio of new physics corrections to the  $tt$  quark loop in the box diagram between  $B^0 - \bar{B}^0$  and  $K^0 - \bar{K}^0$  mixings. Since almost all the new physics models give similar contribution to  $B^0 - \bar{B}^0$  and  $K^0 - \bar{K}^0$  mixing, their effect may cancel in some extent. (2) The corrections to the  $cc$  and  $ct$ -quark loops in the box diagram in kaon meson as well as the ones from the additional contributions to  $K^0 - \bar{K}^0$  mixing which contain new CP-violating phases. The corrections from  $cc$ ,  $ct$  loops are suppressed due to the small quark mass  $m_c$  if the additional contributions come from the new scalar particles such as the charged Higgs particle  $H^\pm$  in some models. However, in general case, the corrections may be considerable. Although the small mass difference between  $K^0$  and  $\bar{K}^0$  has imposed a strong constraint on the real part of  $\tilde{M}_{12}$ , its imaginary part can still be large and result in a sizable  $\tilde{\epsilon}_K$  such as the superweak-type interactions. (3) The corrections from the additional contributions to  $B^0 - \bar{B}^0$  with new CP-violating phases. It can be seen that the corrections depend on the product of  $\tilde{r}^B$  and  $\sin \phi_B$ . If  $\phi^B = 0$  the correction to  $R_\beta$  disappears. This is directly related to the cancelation of the factor  $\sqrt{1 + 2\tilde{r}^B \cos 2(\phi^B + \beta) + (\tilde{r}^B)^2}$  in the ratio  $R_\beta$ . Although the new physics with zero  $\phi_B$  can affect both  $\beta_{J/\psi}$  and  $\beta_{fit}$ , their net effect on  $R_\beta$  is diminished.

### III. $R_\beta$ AND $\beta_{FIT}$ FROM THE GLOBAL FIT

To get the value of  $R_\beta$  from the data, one needs to know the values of  $\beta_{J/\psi}$  and  $\beta_{fit}$ . Unlike the measurement of  $\beta_{J/\psi}$  which is theoretically clean, the extraction of  $\beta_{fit}$  seems to suffer from some uncertainties as it involves parameters with large theoretical uncertainties. There is a long time debate on the treatment of the theoretical errors. Basically there are three different approaches [24].

(1) Assuming all the errors, both experimental and theoretical ones are the random variables which obey Gaussian distribution [26]. The most recent fitted results at 95%CL are [25]:

$$-0.82 \leq \sin 2\alpha_{fit} \leq 0.42, \quad 0.49 \leq \sin 2\beta_{fit} \leq 0.94, \quad 42^\circ \leq \gamma_{fit} \leq 83^\circ \quad (18)$$

(2) The distribution of experimental error is treated as Gaussian, but one imposes a *prior* flat distribution on the theoretical error, i.e. assuming the theoretical parameters are the random variables which are uniformly populated in some reasonable regions, then by using the Bayesian approach, the distributions of the parameters can be determined [24,27]. The recent fits using this method give the results [24]

$$-0.88 \leq \sin 2\alpha_{fit} \leq 0.04, \quad 0.57 \leq \sin 2\beta_{fit} \leq 0.83, \quad 42^\circ \leq \gamma_{fit} \leq 67^\circ \quad (19)$$

(3) The distribution of experimental error is treated as Gaussian, but one *does not* assume any distribution on the theoretical error, since they are unknown parameters which should have a unique value. their errors should be largely deduced with the improvement of the theory and the experiments. To get a quantitative result, the space of the allowed

region for the theoretical parameters are scanned. For each set of parameters a contour at some confidence level ( for example 68% or 95%) is made, then the whole region enveloping all the contours is considered as the allowed region at some *overall* confidence level. Note that in doing this , the final results will have no clear probability explanation. The most recent fit gives [28,29]

$$-0.95 \leq \sin 2\alpha_{fit} \leq 0.5, \quad 0.5 \leq \sin 2\beta_{fit} \leq 0.85, \quad 40^\circ \leq \gamma_{fit} \leq 84^\circ \quad (20)$$

In this paper, to get a more conservative conclusion, we adopt the last method and update the fit with the latest data on  $\Delta m_B$  and  $\Delta m_{B_s}$ .

Let us briefly describe the method and parameters used in the fitting of the unitarity triangle (UT). The detailed description of the fitting procedure can be found in Ref. [30].

Among the four Wolfenstein parameters  $A, \rho, \eta$  and  $\lambda$ , the value of  $\lambda$  has been well determined with a relative high precision through semileptonic kaon decays,  $K^+ \rightarrow \pi^0 e^+ \nu_e$  and  $K_L^0 \rightarrow \pi^- e^+ \nu_e$ . In the fit, we quote the value of  $\lambda = 0.2196$  [31] and take it as a fixed parameter.

The constraints on the apex of UT can be obtained from various experiments of the semileptonic  $B$  decays. In  $b \rightarrow c$  transition such as  $B \rightarrow X_c l \nu$  and  $\overline{B}^0 \rightarrow D^{*+} l^+ \bar{\nu}_e$ , the value of  $|V_{cb}|$  can be determined. Here we quote the value of  $V_{cb}$  from the most recent LEP results [32]

$$|V_{cb}| = (40.4 \pm 1.8) \times 10^{-3}, \quad (A = 0.850 \pm 0.037) \quad (21)$$

which is an average of measurements between inclusive and exclusive  $B$  decays. From  $B \rightarrow \rho l^+ \bar{\nu}_e$  the value of  $|V_{ub}|$  could be extracted. However, in the determination of  $V_{ub}$ , some model dependences have to be involved in the evaluation of the ratio  $|V_{ub}/V_{cb}|$ , which results in a considerable theoretical error. For a recent review of the theoretical error in determining  $|V_{ub}/V_{cb}|$ , we refer to the reference [35]. The recent measurements of  $V_{ub}$  from LEP and CLEO collaboration give the following values: [36,37]

$$|V_{ub}| = (4.13_{-0.47}^{+0.42}(\text{stat.}+\text{det.})_{-0.48}^{+0.43}(b \rightarrow c \text{ syst.})_{-0.25}^{+0.24}(b \rightarrow u \text{ sys.}) \pm 0.02(\tau_b) \pm 0.20(\text{Model}) \times 10^{-3}.(\text{LEP}) \quad (22)$$

$$|V_{ub}| = (3.25 \pm 0.14(\text{stat.})_{-0.29}^{+0.21}(\text{syst.}) \pm 0.55(\text{model}) \times 10^{-3}.(\text{CLEO}) \quad (23)$$

Note that both the determination of  $|V_{ub}|$  and  $|V_{cb}|$  may still surfer from sizable theoretical uncertainties [38–40]. In the fit, we take the central value of  $|V_{ub}/V_{cb}|$  as an free theoretical parameter which lies in the range

$$< V_{ub}/V_{cb} > \in [0.07, 0.1] \quad (24)$$

and the value of  $|V_{ub}|$  has the following form

$$|V_{ub}| = < V_{ub}/V_{cb} > |V_{cb}| \pm 0.14 \quad (25)$$

The other important constraints come from the measurements of  $\epsilon_K$ . The expression of  $\epsilon_K$  has been discussed in the previous section. From Eq.(7), the major theoretical error comes from the hadronic parameter  $\hat{B}_K$ , and the QCD correction  $\eta_1$ , and  $\eta_3$ . the recent lattice calculations give the result [41]

$$0.8 \leq \hat{B}_K \leq 1.1. \quad (26)$$

The errors of  $\eta_i$  can be found in the previous section. There are also experimental errors on the value of  $c$  and  $t$  running quark masses,

$$\bar{m}_c(m_c) = 1.25 \pm 0.1 \text{ GeV}, \quad \bar{m}_t(m_t) = 165.0 \pm 5.0 \text{ GeV} \quad (27)$$

The constraints of  $R_t$  could arise from both  $B^0 - \bar{B}^0$  and  $B_s^0 - \bar{B}_s^0$  mixing. Here the parameter with large uncertainty is  $f_B\sqrt{B_B}$ . In the fit, we take the value [42]

$$160 \text{ MeV} \leq f_B\sqrt{B_B} \leq 240 \text{ MeV} \quad (28)$$

Recently, the BaBar and Belle Collaboration has reported their first measurements on  $\Delta m_{B_d}$ . The combined result from the hadronic and semileptonic decays is [1,43] :

$$\begin{aligned} \Delta m_{B_d} &= 0.512 \pm 0.017(\text{stat.}) \pm 0.022(\text{syst.}) \text{ ps}^{-1} \text{ (BaBar)} \\ \Delta m_{B_d} &= 0.456 \pm 0.008(\text{stat.}) \pm 0.030(\text{syst.}) \text{ ps}^{-1} \text{ (Belle)} \end{aligned} \quad (29)$$

comparing with the old world average value of  $0.472 \pm 0.017 \text{ ps}^{-1}$  [31], the result of BaBar is slightly higher. Now the new world average is

$$\Delta m_{B_d} = 0.478 \pm 0.013 \text{ ps}^{-1} \quad (30)$$

Besides  $\Delta m_B$ , the mass difference of  $B_s^0$  and  $\bar{B}_s^0$  also imposes a strong constraint on the size of  $R_t$ . It is helpful to introduce a  $SU(3)$  breaking factor  $\xi^2 \equiv (f_{B_s}\sqrt{B_{B_s}})^2 / (f_B\sqrt{B_B})^2$ , the constraint on  $R_t$  from  $\Delta m_{B_s}$  reads

$$R_t \leq \frac{\xi}{\lambda} \sqrt{\frac{m_{B_s}}{m_{B_d}} \frac{\Delta m_{B_d}}{\Delta m_{B_s}|_{\min}}} \quad (31)$$

In the fit, we take  $\xi \in [1.08, 1.2]$  [41]. The lower bound of  $\Delta m_{B_s}$  is now updated to  $\Delta m_{B_s} > 14.9 \text{ ps}^{-1}$  at 95%CL [34] which is also higher than the previous value of  $14.3 \text{ ps}^{-1}$ . This bound is obtained through the so called 'amplitude method' [33]. The latest data indicate that  $\Delta m_{B_s} \sim 17.7 \text{ ps}^{-1}$ . If this result can be confirmed by the future experiment,  $\Delta m_{B_s}$  will impose strong constraint on new physics models [45].

The other two important CP-violation observables are the direct CP violation parameter  $\epsilon'/\epsilon$  and  $\sin 2\beta$  from the time dependent CP asymmetry of decay  $B \rightarrow J/\psi K_S$ . As the measurements of  $\sin 2\beta$  and  $\epsilon'/\epsilon$  are now preliminary, they are not considered in our present fitting. However, it needs to emphasize that including the constraints from  $\epsilon'/\epsilon$  may impose a nontrivial lower bound of  $\eta > 0.32$  [28]. It would be interesting to further discuss its constraint with the improved prediction for  $\epsilon'/\epsilon$  [46].

The basic idea of the fit is based on the least square method. The first step of the procedure is to construct a quantity  $\chi^2$  which has the following form

$$\chi^2 = \sum_i \frac{(f_i(A, \rho, \eta) - \langle f_i \rangle)^2}{\sigma_i^2} \quad (32)$$

where  $\langle f_i \rangle$  and  $\sigma_i$  are the central values and corresponding errors of the experimentally measured observables. They contain  $|V_{cb}|, |V_{ub}|, |\epsilon_K|, \Delta m_B$  and  $m_c, m_t$ .  $f_i(A, \rho, \eta)$  are the



values calculated from the theories. They are the functions of parameters  $A, \rho, \eta$ . The set of  $A, \rho, \eta$  which minimizes the  $\chi^2$  will be regarded as the best estimated values. On the determination of  $\Delta m_{B_s}$ , the 'amplitude method' [33] is adopted which use the amplitude curves measured from the experiments [34] and add a term  $\chi_s^2$  to the total  $\chi^2$ :

$$\chi_s^2 = \frac{(1 - \mathcal{A}(\Delta m_{B_s}))^2}{\sigma_A^2(\Delta m_{B_s})} \quad (33)$$

Note that there is an alternative approach to build the log-likelihood function in which one uses the value relative to the ones at  $\Delta m_s = \infty$ , i.e. use  $[\frac{(A-1)^2}{\sigma_A^2} - \frac{A^2}{\sigma_A^2}]$  instead of  $\frac{(A-1)^2}{\sigma_A^2}$  [33,24,44]. The detailed comparasion between these two approaches can be found in Ref. [24]. In the fit, we choose  $A, \rho, \eta$  and  $m_c, m_t$  as free parameters to be fitted and scan the allowed range for the theoretical parameters  $\langle V_{ub}/V_{cb} \rangle, \hat{B}_K, f_B \sqrt{B_B}, \eta_s, \eta_1$ , and  $\eta_3$ . For each set of theoretical parameters a 68%(95%) CL contour which corresponds to  $\chi^2 = \chi_{min}^2 + 2.4(5.99)$  is made, then the region enveloping all the contours is the allowed region for  $\rho$  and  $\eta$  at an *overall* 68%(95%) level. As usual, a  $\chi^2$  probability cut is used to reject the contours with relative high  $\chi_{min}^2$  which means that the fit is not consistent.

The fit is implemented by using the program package MINUIT [47]. The result is shown in Fig.3. From the figure, one can read off the allowed region for  $\rho, \eta$ . The results are

$$\begin{aligned} 0.09 \leq \rho_{fit} \leq 0.28, \quad 0.23 \leq \eta_{fit} \leq 0.46 \quad (at \ 68\% \ CL) \\ 0.10 \leq \rho_{fit} \leq 0.30, \quad 0.20 \leq \eta_{fit} \leq 0.49 \quad (at \ 95\% \ CL) \end{aligned} \quad (34)$$

or equivalently,

$$\begin{aligned} -0.89 \leq \sin 2\alpha_{fit} \leq 0.37, \quad 0.56 \leq \sin 2\beta_{fit} \leq 0.85, \quad 41^\circ \leq \sin^2 \gamma_{fit} \leq 75^\circ, \quad (at \ 68\% \ CL) \\ -0.95 \leq \sin 2\alpha_{fit} \leq 0.41, \quad 0.48 \leq \sin 2\beta_{fit} \leq 0.88, \quad 38^\circ \leq \sin^2 \gamma_{fit} \leq 76^\circ, \quad (at \ 95\% \ CL) \end{aligned} \quad (35)$$

and the range for the combination factor of the CKM matrix elements,  $Im\lambda_t A^2 \lambda^5 \eta$ , used in the calculation of direct CP-violating parameter  $\varepsilon'/\varepsilon$  in kaon decay [46], is given by

$$\begin{aligned} 0.76 \times 10^{-4} \leq Im\lambda_t = A^2 \lambda^5 \eta \leq 1.73 \times 10^{-4}, \quad (at \ 68\% \ CL) \\ 0.66 \times 10^{-4} \leq Im\lambda_t = A^2 \lambda^5 \eta \leq 1.84 \times 10^{-4}, \quad (at \ 95\% \ CL) \end{aligned} \quad (36)$$

As the allowed ranges for theoretical errors which are the main sources of total errors are the same in both fits, the results at 68% and 95%CL are quite similar, It is needed to note that by using the scanning method, there is no probability explanation of the contours. One can not get the usual central value of the fitted parameters.

In the fitting, the  $\chi^2$  probability cut is set to be  $Prob(\chi^2) \leq 5\%$ . The final results depend on the cut. We have checked that a lower cut such as 2% or 1% will give a larger allowed range, which allows the angle  $\gamma$  to be greater than  $90^\circ$ . The probability of large  $\gamma$  has been widely discussed in Refs.. [48] to meet the recent CLEO data on hadronic charmless  $B$  decays. However, the model independent analysis show that in general there are two solutions for  $\gamma$  from the charmless  $B$  decays. The one with  $\gamma < 90^\circ$  and the other one with  $\gamma > 90^\circ$  [49]. The data of  $\Delta m_B$  especially on  $\Delta m_{B_s}$  may strongly constrain  $\gamma$  to be less than  $90^\circ$ . From Fig.3, with the cut of 5%, there is no indication of  $\gamma > 90^\circ$ .

With the angle  $\beta_{fit}$  obtained from the above fit and the average value for  $\beta_{J/\psi}$ , the ratio  $R_\beta$  at 68%CL is found to be

$$0.40 \leq R_\beta \leq 0.92 \quad (at \ 68\% \ CL) , \quad 0.11 \leq R_\beta \leq 1.27 \quad (at \ 95\% \ CL) \quad (37)$$

The present data prefer a small value of  $R_\beta < 1$  at  $1-\sigma$  level. If it is confirmed by the future experiments, it will of course be a signal of new physics. Further more,  $R_\beta$  may be used to distinguish different effects of new physics. This will be discussed in the next section.

#### IV. NEW PHYSICS EFFECTS ON THE RATIO $R_\beta$

The contributions of new physics to  $R_\beta$  depend on the models. In this section, we choose two type of new physics models to illustrate new physics effects. one of them is the model with MFV, the other is the models with new CP-violating phases, such as the S2HDM.

##### A. $R_\beta$ in models with MFV

In a class of the models with MFV, the expression of  $R_\beta$  may be greatly simplified. As MFV implies that there are no new operators beyond the SM, the values of  $r_{tt}^B$  and  $r_{tt}^K$  which come from the same internal  $tt$  quark loop in  $B^0 - \bar{B}^0$  and  $K^0 - \bar{K}^0$  mixings must be the same [9,10,21]. MFV also means that new CP-violating phases must vanish. Thus the following conditions hold

$$r_{tt}^B = r_{tt}^K, \quad \tilde{r}^B = 0, \quad \phi^B = 0, \quad \text{and} \quad \tilde{\epsilon}_K = 0 \quad (38)$$

Thus one has

$$\sin 2\beta_{J/\psi} = \sin 2\beta, \quad (39)$$

which shows that in this case the angle  $\beta_{J/\psi}$  measured from  $B \rightarrow J/\psi K_S$  is the 'true' angle  $\beta$  up to a four fold ambiguity. Assuming that  $r_{ct}$  is small, which is a good approximation for many models [21], the ratio  $R_\beta$  has the following simple form

$$R_\beta|_{MFV} = \frac{1 - \omega\bar{\eta}}{1 - \omega\bar{\eta}_{fit}} \quad (40)$$

Since the value of  $|V_{ub}|$  is extracted from the semileptonic  $B$  decay dominated by the tree diagrams, it is widely believed that its value is not likely to be affected by new physics. This may result in the relation:  $\bar{\rho}^2 + \bar{\eta}^2 = \bar{\rho}_{fit}^2 + \bar{\eta}_{fit}^2 = R_u^2$ . Combining this relation with Eqs.(39) and (5), the values of  $\bar{\rho}$  and  $\bar{\eta}$  can be solved as functions of two observables  $R_u$  and  $\beta_{J/\psi}$ .

$$\bar{\rho} = R_u \cos \varphi_\pm, \quad \bar{\eta} = R_u \sin \varphi_\pm. \quad (41)$$

with  $\varphi_\pm = \sin^{-1}(\sin \beta_{J/\psi}/R_u) \pm \beta_{J/\psi}$ . Taking the value of  $R_u$  and  $\sin 2\beta_{J/\psi}$ , one may find at  $1\sigma$  level

$$0.87 \leq R_\beta|_{MFV} \leq 1.21 \text{ for } \varphi_+; \quad 1.38 \leq R_\beta|_{MFV} \leq 1.78 \text{ for } \varphi_- . \quad (42)$$

Comparing this with the experimental values of  $R_\beta$  in Eq.(37) , it is found that the models with MFV prefer to give a large value of  $R_\beta$  which is not likely to agree with the current data. If the disagreement is confirmed by the future more precise data, all the models with MFV will be ruled out. It implies that new physics effects with flavor changing interactions beyond the CKM quark mixing must be involved to explain the data.

## B. $R_\beta$ in S2HDM

The S2HDM without imposing discrete symmetries [11–17,51] is a good example for models which can give nonzero value of  $\tilde{\epsilon}_K, \tilde{r}^B$  and  $\phi^B$ . In the S2HDM, the tree level flavor changing neutral current can be induced from the scalar interactions between neutral Higgs bosons and quarks. As all the Yukawa couplings in the model are allowed to be complex, the S2HDM can give rich sources of CP violation [15,16,52]. It is not difficult to find that the values of  $r_{tt}^B, \tilde{r}^B$  and  $\phi^B$  in S2HDM are given by

$$r_{tt}^B = \frac{1}{4} |\xi_t|^4 y_t \frac{\eta_{tt}^{HH}}{\eta_B} \frac{B_V^{HH}(y_t)}{B^{WW}(x_t)} + 2 |\xi_t|^2 y_t \frac{\eta_{tt}^{HW}}{\eta_B} \frac{B_V^{HW}(y_t, y_W)}{B^{WW}(x_t)} \quad (43)$$

$$\tilde{r}^B \sin 2\phi^B = \frac{\tilde{B}_B}{B_B} \sum_k \left( \frac{2\sqrt{3}\pi v m_B}{m_{H_k^0} m_t} \right)^2 \frac{m_d}{m_b} \frac{1}{V_{td}^2} \frac{\text{Im}(Y_{k,13}^d)^2}{\eta_B B^{WW}(x_t)} \quad (44)$$

where  $\xi_q$  is the Yukawa coupling constant between charged Higgs and  $q$  quark.  $B_{(V)}^{WW(HW,HH)}$  are the integral functions of the box diagrams [50] with variable  $x_t = m_t^2/m_W^2$ ,  $y_t = m_t^2/m_H^2$  and  $y_W = m_W^2/m_H^2$ .  $\eta_{tt}^{HH}$  is the QCD correction. It is seen that the value of  $r_{tt}^B$  is directly related to the coupling  $\xi_t$ . In Fig.4,  $r_{tt}^B$  is plotted as a function of the charged Higgs mass  $m_{H^\pm}$  with different values of  $\xi_t$ . It can be seen that the typical value of  $r_{tt}^B$  is around 0.2. For large  $\xi_t$ ,  $r_{tt}^B$  could become large.

The value of  $\tilde{r}^B$  depends on the imaginary part of  $Y_{k,ij}^f$  which is given by reduced Yukawa couplings between the  $k$ -th neutral Higgs boson and quarks.  $\tilde{B}_B$  and  $B_B$  are the bag parameters for  $(S+P) \otimes (S-P)$  and  $(V-A) \otimes (V-A)$  four quark operators respectively.

Similar calculations can be made for the  $K^0 - \bar{K}^0$  mixing.  $r_{tt}^K, r_{ct}$  in S2HDM are given by

$$r_{tt}^K = r_{tt}^B \quad (45)$$

$$r_{ct} = \frac{\sqrt{y_t y_c} \left( \frac{x_t}{x_c} \right)^{\frac{1}{2}} \eta_{tt}^{HH} |\xi_c \xi_t|^2 B_V^{HH}(y_c, y_t) + 4 \eta_{ct}^{HW} \text{Re}(\xi_c \xi_t) B_V^{HW}(y_c, y_t, y_W)}{\left( \frac{x_t}{x_c} \right) \eta_B B^{WW}(x_c, x_t) - \eta_1 B^{WW}(x_c)} \quad (46)$$

$$(47)$$

Since  $x_t/x_c$  is of order  $\mathcal{O}(10^4)$ ,  $r_{ct}^K$  can be approximately written as

$$r_{ct}^K \approx \frac{1}{2} \sqrt{y_t y_c} \frac{\eta_{tt}^{HH}}{\eta_B} \frac{B_V^{HH}(y_c, y_t)}{B^{WW}(x_c, x_t)} |\xi_c \xi_t|^2 \quad (48)$$

As the value of  $\sqrt{y_t y_c}$  is of order  $10^{-2}$  and  $|\xi_c \xi_t|^2$  is typically of order 1, one may find that  $r_{ct}$  is relatively small and of order  $\mathcal{O}(10^{-2} \sim 10^{-1})$ . The S2HDM contribution to  $\tilde{\epsilon}_K$  is complicate,

it may arise from both short and long distance interactions. The detailed discussion of  $\tilde{\epsilon}_K$  can be found in Ref. [17]

If one ignores the  $r_{ct}^K$ , the ratio  $R_\beta$  mainly depends on the value of  $\tilde{\epsilon}_K$ ,  $ImY_{k,13}^d$  and  $m_{H^0}$  as well as the true value of  $\sin 2\beta$  and  $\bar{\eta}$ . The ratio  $R_\beta$  has the following form

$$R_\beta = \frac{|1 - \tilde{\epsilon}_K/\epsilon_K| - \omega\bar{\eta}}{1 - \omega\bar{\eta}_{fit}} \left( 1 - \frac{\tilde{B}_B}{B_B} \sum_k \left( \frac{2\sqrt{3}\pi v m_B}{m_{H_k^0} m_t} \right)^2 \frac{m_d}{m_b} \frac{1}{|V_{td}^2|} \frac{Im(Y_{k,13}^d)^2}{\eta_B B^{WW}(x_t)} \right) \quad (49)$$

Which shows that the new interactions between neutral Higgs and quarks are the main sources for the changing of ratio  $R_\beta$ . The value of  $R_\beta$  as the function of neutral Higgs mass  $m_{H^0}$  is plotted in Fig.5 with different values of  $ImY_{k,13}^d$  and  $\tilde{\epsilon}_K/\epsilon_K$ . Where for simplicity we have taken  $\bar{\eta} \simeq \bar{\eta}_{fit} = 0.35$  and  $\tilde{B}_B \simeq B_B$ . From the figure, the value of  $R_\beta$  can be smaller than 1 for positive  $Im(Y_{K,13}^d)^2$  or  $\tilde{\epsilon}_K/\epsilon_K$ . Thus the present data can be easily explained in the S2HDM.

## V. CONCLUSIONS

In conclusion, we have investigated the measurement of the UT angle  $\beta$  within and beyond the SM. The observable  $R_\beta$ , which is the ratio between the angle  $\beta$  measured from the time dependent CP asymmetry of decay  $B \rightarrow J/\psi K_S$  and the one extracted from the global fit, is introduced and studied in detail. By using the scanning method, the value of  $R_\beta$  is obtained from an update of the fit of the UT with the latest data and it is found to lie in the range.

$$0.40 \leq R_\beta \leq 0.92 \quad (\text{at } 68\% \text{CL}) ; \quad 0.11 \leq R_\beta \leq 1.27 \quad (\text{at } 95\% \text{CL})$$

As the SM calculation gives  $R_\beta = 1$ , the deviation of  $R_\beta$  from unity is a clear signal of new physics. On the study of new physics effects, we have given a general parameterization of  $R_\beta$ . By using this parameterization, the effects from the models with MFV and the S2HDM have been investigated in detail. It has been found that the MFV models seem to give a large  $R_\beta$  relative to the current data. This may indicate that this kind of new physics may fail to explain the small value of  $R_\beta$  at 1- $\sigma$  level, such models including type I and type II 2HDM and some simple versions of SUSY. Thus new physics with additional phases must be considered. As an illustration for those models with additional phases beyond the one in the CKM matrix element, the S2HDM effects on  $R_\beta$  has been studied, especially, if the superweak type contributions [19] to  $\epsilon_K$  are considered, it could easily coincide with the data.

## acknowledgments

One of the authors (Y.L.Wu) would like to thank L. Wolfenstein for helpful discussions. This work is supported in part by NSF under grant No. 19625514 and Chinese Academy of Sciences.

## REFERENCES

- [1] B. Aubet, et al, BaBar collaboration, SLAC-PUB-8777, hep-ex/0102030.
- [2] A. Abashian et. al, Belle Collaboration, hep-ex/0102018.
- [3] T.Affolder et al, CDF Collaboration, *Phys. Rev.* **D61** (2000) 072005.
- [4] The ALEPH Collaboration, hep-ex/0009058.
- [5] A. L. Kagan , M. Neubert, *Phys. Lett.* **B492** (2000) 115.
- [6] J. P. Silva and L. Wolfenstein *Phys. Rev.* **D63** (2001) 056001.
- [7] Z. Z. Xing, hep-ph/0008018.
- [8] G. Eyal, Y. Nir, G. Perez, JHEP 0008(2000)028.
- [9] A. J. Buras, lecture given at the 38th course of the Erice International school of subnuclear physics, hep-ph/0101336.
- [10] A. J. Buras, R. Buras hep-ph/0008273.
- [11] T.P.Cheng and M.Sher, *Phys.Rev.***D35**,3484(1987).
- [12] A. Antaramian, L.J. Hall, and A. Rasin, *Phys. Rev. Lett.* **69**, 1871 (1992).
- [13] W.S. Hou, *Phys. Lett.* **B296**, 179 (1992); D.W. Chang, W.S. Hou and W.Y. Keung, *Phys. Rev.* **D48**, 217 (1993).
- [14] L.J. Hall and S. Weinberg, *Phys. Rev.* **D48**, 979 (1993).
- [15] Y.L. Wu and L. Wolfenstein, *Phys. Rev. Lett.* **73**, 1762 (1994); L. Wolfenstein and Y.L. Wu, *Phys. Rev. Lett.*, **73**, 2809 (1994).
- [16] Y.L. Wu, in: Proceedings at 5th Conference on the Intersections of Particle and Nuclear Physics, St. Petersburg, FL, 31 May- 6 Jun 1994, pp338, edited by S.J. Seestrom (AIP, New York, 1995), hep-ph/9406306; hep-ph/9404241, 1994 (unpublished).
- [17] Y. L. Wu and Y. F. Zhou, *Phys. Rev.* **D61** (2000) 096001.
- [18] T.D. Lee, *Phys. Rev.* **D8**, 1226 (1973); *Phys. Rep.* **9**, 143 (1974).
- [19] L. Wolfenstein, *Phys. Rev. Lett.* **13** (1964) 562
- [20] L. Wolfenstein, *Phys. Rev. Lett.* **51** (1983) 1945.
- [21] A. J. Buras, P.Gambino, M. Gorbahn, S.Jager and L. silvestrini , hep-ph/0007085.
- [22] T. Inami, C.S.Lim, *Progr. Theor. Phys.* 65(1981)297.
- [23] A. J. Buras, M. Jamin, and P.H . Weisz, *Nucl. Phys.* **B347** (1990) 491
- [24] M. Ciuchini, et. al, hep-ph/0012308
- [25] X. G. He, Y. K. Hsiao, J. Q. Shi, Y. L. Wu and Y. F. Zhou , hep-ph/0011337.
- [26] A.Ali, D.London *Eur. Phys. J.***C9**(1999)687, A.Ali, D.London hep-ph/0002167.
- [27] F. Caravaglios, F. Parodi, P. Roudeau and A. Stocchi hep-ph/0002171. F. Parodi, P. Roudeau and A. Stocchi, *Nuovo Cim.* 112A(1999)833. M.Ciuchini, et. al, *Nucl. Phys.* **B573** (2000) 201.
- [28] S. Plaszczyński, M. H. Schune hep-ph/9911280.
- [29] A. Falk, hep-ph/9908520. S. Stone, hep-ph/9910417. Y. Grossman, Y. Nir, S. Plaszczyński and M. H. Schune, *Nucl. Phys.* **B511** (1998) 69.
- [30] The BaBar Physics Book, P.F. Harrison and H.R. Quinn eds., SLAC-R-504(1998).
- [31] Particl data Group, *Eur. Phys. J.***C15**(2000)1.
- [32] <http://lepvcb.web.cern.ch/LEPVUB/>.
- [33] H.G. Moser and A. Roussarie, *Nucl. Instr. and Methods* A384(1997)491.
- [34] <http://www.cern.ch/LEPBOSC/>.
- [35] N. Uraltsev, hep-ph/0010328.
- [36] The LEP  $V_{ub}$  working group, LEPVUB -00/01.

- [37] CLEO collabration, hep-ex/9905056.
- [38] W.Y. Wang, Y.L. Wu, Y.A. Yan, Int. J. Mod. Phys. **A15** 1817 (2000).
- [39] Y.A Yan, Y.L. Wu, W.Y. Wang, Int. J. Mod. Phys. **A15** 2735 (2000).
- [40] Y.L. Wu and Y.A. Yan, hep-ph/0002261, Int. J. Mod. Phys. **A16** 285 (2001).
- [41] T. Draper, hep-lat/9810065. S. Sharpe, hep-lat/9811006. S. Aoki, et. al, JLQCD Collab, Nucl. Phys. B (proc. suppl)63A-C281(1998).
- [42] T. Draper, *Nucl.Phys.Proc.Suppl* 73(1999)43. S. Sharpe, hep-lat/9811006.
- [43] Belle Collaboration, BELLE-CONF-0001.
- [44] P.Checchia, E. Pionto, F. Simonetto, hep-ph/9907300.
- [45] A. Ali and D. London, hep-ph/0012155.
- [46] Y. L. Wu, hep-ph/0012371.
- [47] F. James and M.Roos, *Commpu.Phys.Comm*, 10(1975)343
- [48] N. G. Deshpande, X. G. He, W. S. Hou and S. Pavaska *Phys. Rev. Lett.* **82** (1999) 2240, X. G. He, W. S. Hou and K. C. Yang *Phys. Rev. Lett.* **83** (1999) 1100, W. S. Hou and K. C. Yang, *Phys. Rev.* **D61** (2000) 073014.
- [49] Y. L. Wu and Y. F. Zhou, *Phys. Rev.* **D62** (2000) 036007,  
Y. F. Zhou, Y. L. Wu, J. N. Ng and C. Q. Geng, *Phys. Rev.* **D63** (2001) 054011.
- [50] L. F. Abbott, P. Sikivie and M. B. Wise, *Phys. Rev.* **D21** (1980) 1393.
- [51] D. Atwood, L. Reina, and A. Soni, *Phys. Rev.* **D55** (1997) 3156.
- [52] D. B. Chao, K. Cheung, and W. Y. Keung, *Phys. Rev.* **D59** (1999) 115006.

# FIGURES

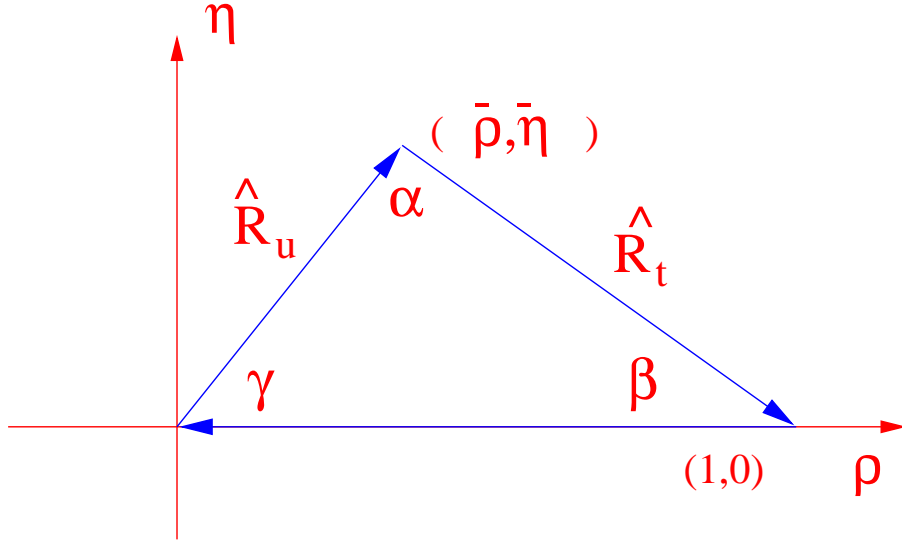


FIG. 1. The unitarity triangle

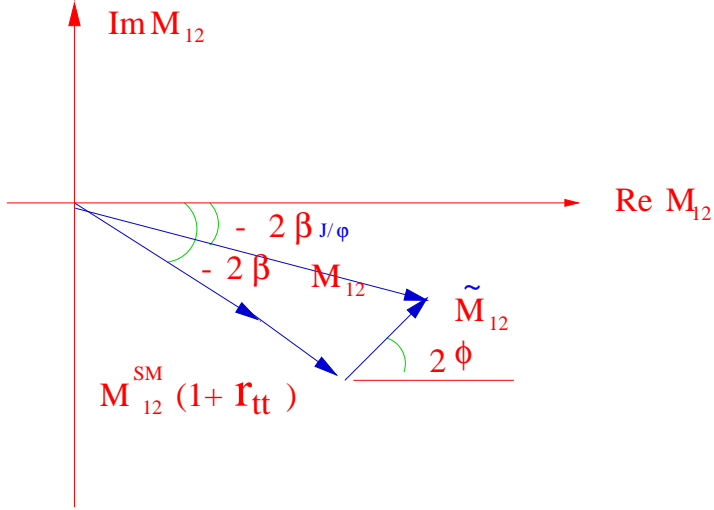


FIG. 2. The new physics contribution to  $M_{12}$

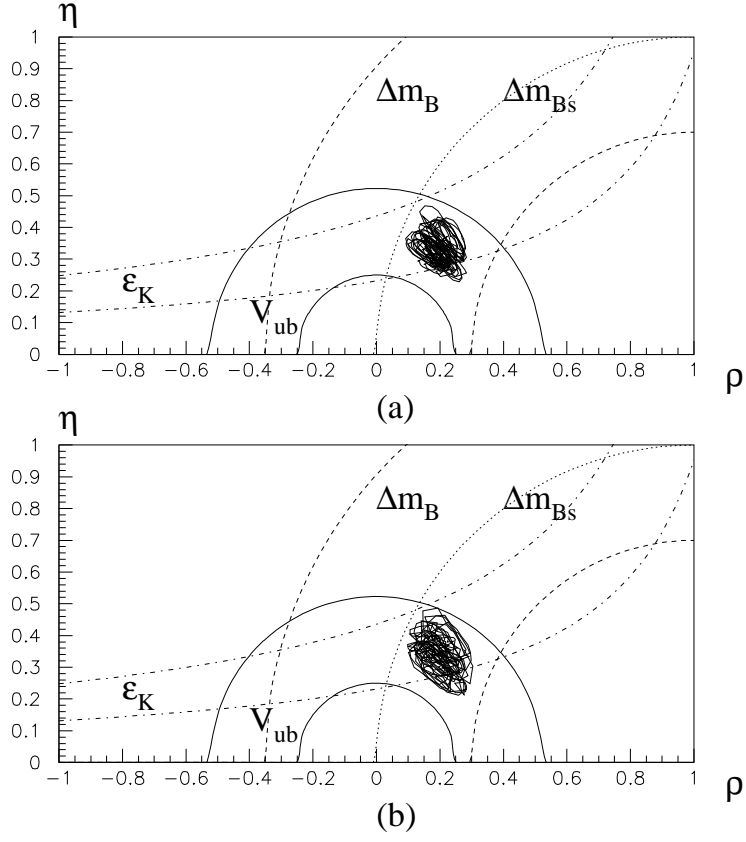


FIG. 3. The allowed region for  $\rho$  and  $\eta$  from the global fit at 68%CL (a) and 95%CL (b). The individual constraints from  $V_{ub}$ ,  $\epsilon_K$  and  $B_{(s)}^0 - \bar{B}_{(s)}^0$  are also shown.



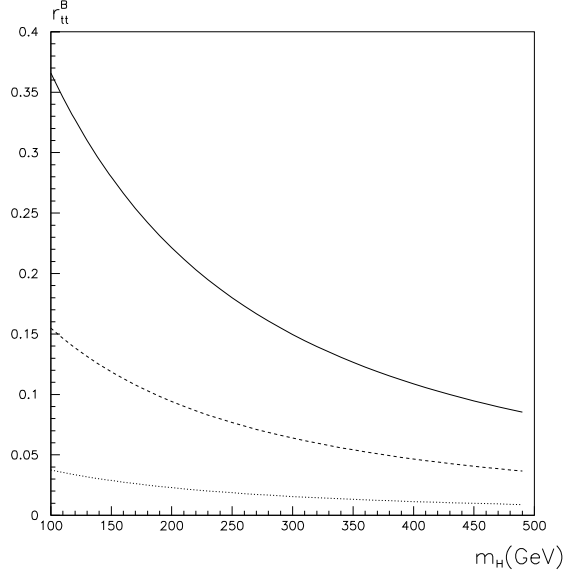


FIG. 4.  $r_{tt}^B$  as a function of the charge Higgs mass  $m_{H^\pm}$ . The three curves correspond to  $\xi_t=0.6$ (solid),  $0.4$ (dash),  $0.2$ (dotted) respectively.

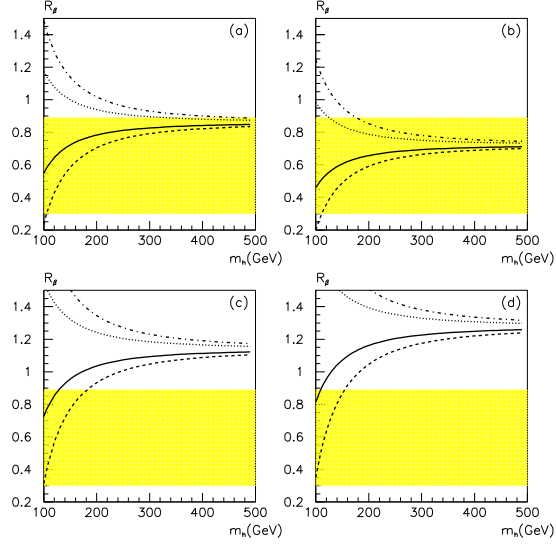


FIG. 5.  $R_\beta$  as a function of the mass of neutral Higgs mass  $m_h$  with different values of  $Im(Y_{1,13}^d)^2$  and  $\epsilon_{\tilde{K}}/\epsilon_K$ . The shadowed band indicates the allowed region for  $R_\beta$  at 68% CL.

(a)  $Im(Y_{1,13}^d)^2=0.01$ (solid),  $0.02$  (dashed),  $-0.01$  (dotted),  $-0.02$  (dotted-dashed) with  $|1 - \epsilon_{\tilde{K}}/\epsilon_K| = 0.9$ .

(b) The same as (a) with  $|1 - \epsilon_{\tilde{K}}/\epsilon_K| = 0.8$ .

(c) The same as (a) with  $|1 - \epsilon_{\tilde{K}}/\epsilon_K| = 1.1$ .

(d) The same as (a) with  $|1 - \epsilon_{\tilde{K}}/\epsilon_K| = 1.2$ .