

Suppression of multi-gluon fluctuations in jets at a Linear Collider

S. Chekanov ¹

Argonne National Laboratory, HEP Division, 9700 S.Cass Avenue,
Argonne, IL 60439. USA
Email: chekanov@mail.desy.de

Abstract

It was shown that at typical energies and luminosities of an e^+e^- linear collider one can observe a significant suppression of fluctuations of the number of gluons in small angular regions. This property of jets is expected in e^+e^- annihilation as well as in any collision producing high energy quarks which give rise to the QCD gluon cascade. The reduction of multiplicity fluctuations was obtained from perturbative QCD using bunching parameters and then cross checked with a Monte Carlo simulation. The parton-level Monte Carlo simulation confirms the prediction, while the hadron level illustrates that the effect survives the hadronization process.

¹On leave from the Institute of Physics, AS of Belarus, Skaryna av.70, Minsk 220072, Belarus.

1 Introduction

A hadronic jet produced in high energy experiments can be viewed as a spray of strongly correlated particles created by a hard partonic scattering initiated at large momentum transfers ($\gg \Lambda$ with Λ being a characteristic QCD scale) and subsequent parton cascade followed by a soft fragmentation process. At high energies, the dominant source of particle production inside jets is gluon splitting in the QCD cascade, where the presence of a gluon enhances the probability for emission of another gluon nearby in momentum space. This leads to inter-parton correlations and non-Poisson statistics for the multiplicity distributions in the restricted phase-space intervals where partons are counted.

In the near future, experiments at the Large Hadron Collider (LHC) and, possibly, at an e^+e^- linear collider (LC) will search for undiscovered Higgs bosons, new physics beyond the Standard Model as well as will focus on the precise measurements of known electroweak gauge bosons. Such studies will heavily rely on our understanding of the QCD multiple gluon radiation which is presently simulated with Monte Carlo (MC) models. These models take into account higher than first-order QCD effects in terms of the parton showers. This approach, however, has some shortcomings due to its approximate nature. Therefore, precise knowledge of gluon activity in jets together with reliable predictions of Monte Carlo models will require detailed and comprehensive studies of the jet structure.

The internal structure of jets can be investigated using subjet multiplicities at some resolution scale y_{cut} , energy flows in specific kinematic variables with respect to the jet axis or calculating the jet shapes [1]. However, these studies do not address the issue of fluctuations of the number of separate hadrons in jets on event-to-event basis and do not resolve directly many-particle inclusive densities of the hadronic final state. To measure such fluctuations, one can calculate the probability distribution $P_n(\delta)$ of observing n particles in a phase-space interval of size δ inside a jet. Note that, in this case, we are interested not only in the average number $\langle n(\delta) \rangle$ of particles inside jets, but rather in the evolution of the shape of $P_n(\delta)$ as a function of the size δ . This can be studied using the methods to be discussed below. Such studies have been done recently by the LEP and HERA experiments using various tools [2–4] (see [5] for more references).

The semi-soft QCD physics, which determines multiplicities of the final-state hadrons inside jets, will become one of the important topics for investigation at LHC and LC. With an increase of the center-of-mass (c.m.) energy of collisions, the multiplicities of produced hadrons inside jets will rise significantly. For example, for a LC with $\sqrt{s} = 500$ GeV, the average number of hadrons in jets will increase by a factor two with respect to the LEP1 experiments. This would allow detailed studies of the jet structure by counting separate particles inside jets and establishing relations between them in terms of correlations/fluctuations. Such a rise of the average hadron multiplicity, together with an increase in luminosity of the future experiments, will also allow the determination of the probability distribution $P_n(\delta)$ for multiplicities higher than at LEP, assuming that the size δ will be close to that of the previous experiments.

2 Methods

One of the important problems in studying of multiparticle systems is to develop methods which are sufficiently sensitive to the fluctuations of hadrons inside jets and make it possible an adequate comparison of theoretical predictions with experimental data. When fluctuations of separate particles produced inside jets are measured, it is convenient to transform the multiplicity distribution $P_n(\delta)$ to the following observables:

$$\text{NFM :} \quad F_q(\delta) = \langle n(\delta) \rangle^{-q} \sum_{n=q}^{\infty} \frac{n!}{(n-q)!} P_n(\delta), \quad (1)$$

$$\text{CFM :} \quad K_q(\delta) = F_q(\delta) - \sum_{m=1}^{q-1} \frac{(q-1)!}{m!(q-m-1)!} K_{q-m}(\delta) F_m(\delta), \quad (2)$$

$$\text{BP :} \quad \eta_q(\delta) = \frac{q}{q-1} \frac{P_q(\delta) P_{q-2}(\delta)}{P_{q-1}^2(\delta)}, \quad (3)$$

where the abbreviations denote the normalized factorial moments (NFM) [6], cumulant factorial moments (CFM) [7] and bunching parameters (BP) [8]. Note that the experimental definitions of the NFM and BP given in [6, 8] do not involve direct measurements of the $P_n(\delta)$ and thus they differ from the theoretical formulae above. These three quantities measure deviations of the multiplicity distribution $P_n(\delta)$ from a Poisson distribution $P_n^{Poisson}(\delta)$, since for this distribution $F_q(\delta) = \eta_q(\delta) = 1$, $K_q(\delta) = 0$. Note that such deviations are measured differently by these three methods [5].

Uncorrelated particle production inside δ leads to the Poisson statistics, thus deviations of the NFM, CFM and BP from the Poisson values mean correlations between particles and dynamical fluctuations. Let us note that, in a general case, uncorrelated phase-space production can have non-Poisson event-to-event fluctuations. In this case the NFM, CFM and BP are δ -independent constants which can differ from unity.

In this paper we study the $P_n(\delta)$ at asymptotically small δ ,

$$\langle n(\delta) \rangle \ll 1, \quad P_n(\delta) \gg P_{n+1}(\delta). \quad (4)$$

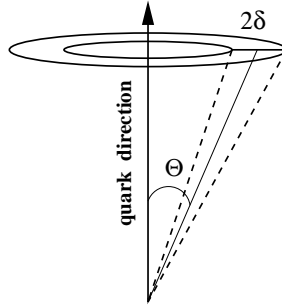
In this limit, the CFM are close to NFM and neither can resolve details of the high multiplicity tail of $P_n(\delta)$, although both CFM and NFM are known to be sensitive to fluctuations of large multiplicities. Indeed, Eq. (4) means $\langle n(\delta) \rangle \sim P_1(\delta)$ and the definition of NFM can be approximated by

$$F_q(\delta) \simeq \frac{q! P_q(\delta)}{P_1^q(\delta)}, \quad (5)$$

i.e. the NFM are affected by the single-particle probability $P_1(\delta)$. Thus even if the numbers of particles inside δ follow a Poisson distribution for large multiplicities, $F_q(\delta)$ are not unity if the $P_1(\delta)$ is not determined by a Poisson value due to some kinematic reasons unrelated to multiple gluon emissions.

This situation is avoided in the BP which measure the high multiplicities locally, near $n - 1$ multiplicity. (In fact, the BP are determined by the second derivative

Figure 1: A schematic representation of the measurements of the probability distribution $P_n(\delta, \Theta)$ inside jet.



from $\ln P_n(\delta)$ at sufficiently high n .) Therefore, even if $P_n(\delta)$ for $n < n'$ has a non-Poisson behavior, this does not affect the property $\eta_q(\delta) = 1$ for events with particle multiplicities $n \geq n'$ which obey the Poisson law. This important property of the BP will be used in the next section.

3 Analytic QCD predictions for the BP

There exist a number of the analytic QCD predictions for CFM and NFM of the parton multiplicity distributions obtained in the Double Leading Log Approximation (DLA) [9–11]. Here we discuss in more details the predictions derived in [9], since the others differ only by different treatment of non-leading perturbative contributions.

The angular window considered here is defined for rings with the opening angle Θ around the outgoing-quark direction (see Fig. 1). The phase-space interval where partons are counted is determined as half width δ of the ring. Assuming sufficiently large energies, the probability $P_n(\delta, \Theta)$ to find n partons inside the interval 2δ is dominated by gluon bremsstrahlung off the outgoing quark.

The analytic QCD predictions can be formulated in terms of the variable z , which is related to δ as

$$z = a^{-1} \ln(\Theta/\delta), \quad a = \ln(E\Theta/\Lambda), \quad (6)$$

where E is the energy of the outgoing quark radiating soft gluons and Λ is the adjustable effective QCD scale. A decrease of the angular window δ corresponds to an increase of the variable z . The maximum possible phase-space region ($\delta = \Theta$) corresponds to $z = 0$. The variable z takes the maximum value $z = 1$ for $\delta = \Lambda/E$.

The CFM derived in the DLA satisfy the relation [9]

$$\langle n(\delta) \rangle^q K_q(z) = A_q \exp[a(2\gamma_0(Q)w_q - z)], \quad (7)$$

$$w_q \simeq \sqrt{1-z} \left(q - \frac{\ln(1-z)}{2q} \right) \quad (8)$$

with $\gamma_0(Q) = \sqrt{2C_A\alpha_s(Q)/\pi}$ being the anomalous QCD dimension calculated at a scale $Q \simeq E\Theta$, α_s is the strong coupling constant and $C_A = 3$ is the gluon color factor. The functions A_q are determined by non-leading QCD contributions and reflect the values of CFM in the full phase space ($z = 0$).

It is however clear from the previous section that the behavior of CFM at high orders q and large z (small δ) is not strictly related to the structure of fluctuations

for multiplicities $n \geq q$. Similar to the NFM, their values are affected by the average number $\langle n(z) \rangle$ of counted particles which is dominated by $P_1(z)$ for sufficiently large z . Therefore, to learn more about fluctuations without the bias from small-multiplicity events, one should calculate the BP. At large z , $\langle n(z) \rangle^q K_q(z) \simeq q! P_q(z)$ and thus the BP are

$$\eta_q(z) \simeq \frac{A_q A_{q-2}}{A_{q-1}^2} \exp [2a\gamma_0(Q)(w_q + w_{q-2} - 2w_{q-1})], \quad (9)$$

and, assuming (8), one finally obtains

$$\eta_q(z) \simeq \frac{A_q A_{q-2}}{A_{q-1}^2} \exp \left[-\frac{2a\gamma_0(Q)\sqrt{1-z} \ln(1-z)}{q(q-1)(q-2)} \right], \quad (10)$$

where $q > 2$. It is remarkable that the expression in the exponent behaves as $1/q^3$ for large q . Therefore, the exponential factor for large q is very close to unity, i.e.

$$\eta_q(z) \simeq \eta_q(0) = \frac{A_q A_{q-2}}{A_{q-1}^2}, \quad q \gg 1. \quad (11)$$

This expression shows that the BP (11) for high orders q are close to those measured in the full phase space at $z = 0$, since they are only constructed from the functions A_q determined by non-leading QCD contributions. Generally, one expects the values of BP to be close to unity for $z = 0$, if the parton multiplicities in the opening angle Θ follow a distribution slightly broader than a Poisson distribution (i.e. a negative binomial distribution).

A similar behavior of the BP is expected from alternative DLLA calculations. For instance, the NFM in the angular windows as defined above are given by [11]

$$F_q(z) = F_q(0) \exp[z a (1 - D_q)(q-1)], \quad D_q \simeq 2\gamma_0(Q) \frac{q+1}{q} \left(\frac{1 - \sqrt{1-z}}{z} \right). \quad (12)$$

From (5) and the definition of the BP, one obtains

$$\eta_q(z) \simeq \eta_q(0) \exp \left[-\frac{4a\gamma_0(Q)(1 - \sqrt{1-z})}{q(q-1)(q-2)} \right], \quad (13)$$

$$\eta_q(0) = \frac{F_q(0)F_{q-2}(0)}{F_{q-1}^2(0)}, \quad (14)$$

where again the exponential factor in (13) is small at large q . Therefore, at large q , the BP are close to unity even if the angular phase-space region is very small.

The behavior (11) is opposite to that existing at small z (large δ). It is expected that the BP rise with increase of z , following a power-like behavior. Such a trend has been found recently by the L3 Collaboration [2] for the rapidity distribution averaged over the all available phase space. The power-like behavior of the BP is also expected in simple cascade models [12].

4 Monte Carlo tests

The direct comparison of the analytic expectation discussed above with data is complicated by the fact that the calculation is performed in the DLLA which is known to contain a number of limitations. The most significant approximation is neglect of energy-momentum conservation in the gluon splittings (energy recoil effects). Therefore, it is important to compare the calculations with the MC parton shower which includes explicitly the recoil effect. In addition, comparisons with the hadron level of MC allow us to investigate the contributions from hadronization.

To do this, we used the ARIADNE Monte Carlo program [13] for e^+e^- annihilation into hadrons. The hadronic events were generated at $\sqrt{s} = 500$ GeV with an integrated luminosity of 300 fb^{-1} . The thrust axis was used to determine the jet direction. We used $\Theta = 25^\circ$ with respect to the jet axis and the effective $\Lambda = 0.15$ to define the variable z .

In addition to the hadronic sample, we generated a parton sample of MC events after switching off the hadronization phase. The perturbative phase was terminated by a cut-off in the transverse momentum of partons, Q_0 , which is chosen to be 300 MeV, to obtain the same average multiplicity of partons inside the opening angle Θ as for hadrons. A similar method to analyze the parton correlations has been used in [14].

Figure 2 shows the behavior of NFM for different orders q as a function of z , separately for hadrons and partons. Such a measurement, for $q = 9$, requires counting at least nine particles in small angular intervals. The smallest size of δ for the present study is one degree ($z \simeq 0.5$), which is close to that used at LEP and HERA [3].

The factorial moments show a saturation at high z . The parton-level predictions systematically overestimate the moments measured using final-state hadrons.

In addition to the MC predictions, the NFM obtained from the analytic DLLA calculations [9, 11] are also shown in Fig. 2. The major difference between these two analytic results is a different treatment of non-leading QCD contributions to the parton correlations. At present, the analytic calculations cannot give a satisfactory description of the fluctuations, although they reproduce the rise of the moments. A similar conclusion has been made analysing the experimental data at LEP and HERA [3]. For the present comparisons with the MC model, we did not use the normalization constant $F_q(0)$ (i.e. the NFM calculated at $z = 0$ or $\Theta = \Theta_0$), in order to remove the theoretical uncertainty in the absolute values of $F_q(z)$. Therefore, the theoretical curves shown in Fig. 2 have an arbitrary normalization, which, however, is not relevant for comparisons of the predicted z -dependence of the moments.

Figure 3 shows the BP as a function of z for ARIADNE, separately for hadrons and for partons. The analytic estimates (10) and (13) of the BP for $q > 2$ are also shown. The theoretical results can only be considered to be realistic for large z values, because of the approximation $P_n(z) \gg P_{n+1}(z)$ used to derive the BP from the CFM or NFM. It is important to note also that the analytic results (10) and (13) contain an unknown¹ factor $\eta_q(0)$ (14), which is expected to be very close to unity. Therefore,

¹ It is possible to consider $\ln(\eta_q(z)/\eta_q(0))$, in order to remove the theoretical uncertainty related to the full phase-space regions, similar to $\ln(F_q(z)/F_q(0))$ used in [3]. For the BP, however, this leads to an unstable result due to different values of the BP at $z = 0$ for partons and hadrons. Therefore,

calculating the analytic curves shown in Fig. 3, a contribution of $\ln \eta_q(0)$ is neglected.

From this study, the following observations can be made:

- High order BP for partons at large z show a clear tendency to approach the values close to those seen at $z = 0$. This is consistent with our analytic estimates in DLLA, suggesting a suppression of high-multiplicity fluctuations in small phase-space windows.
- The hadron-level predictions show the same trend as partons. The values of BP for hadrons are closer to those for partons than for the NFM. This illustrates relative insensitivity of the BP to hadronization effects. The largest discrepancy between parton and hadron levels is seen at low z for $\eta_2(z)$ which is affected by the probability $P_0(z)$ to find an event without particles.
- For the analytic QCD calculations, there is a large difference between the two analytic DLLA QCD results, especially for the lowest order of BP. At large q and z , the analytic results and the MC predictions approach a common value ($\ln \eta_q(z) \simeq 0$).

Thus we have established a very important observation which can shed light on the jet structure at small scales. According to the DLLA analytic calculations and our MC simulations, fluctuations of partons for sufficiently small angular windows are depleted.

This study also illustrates that even for the relatively modest c.m. energy and luminosity, the measurement of the NFM and BP can be possible up to $q = 9$, thus a LC will allow to observe the effect. So far the BP have been measured in e^+e^- annihilation up to $q = 5$, but the suppression of multi-gluon fluctuations in small rapidity regions has not been observed [2].

5 High-multiplicity fluctuations in jets

In this section we will summarize the observations made in this papers:

The multiplicity fluctuations of particles for large phase-space regions ($z \sim 0$) are rather small, $F_q(z = 0) \sim \eta_q(z = 0) \sim 1$. Note that the fluctuations do not exhibit the Poisson structure since the BP and NFM show deviations of the NFM and BP from unity.

With decrease of the angular window δ , the fluctuations start to emerge. At medium size of the window, $z \simeq 0.2 - 0.4$, the fluctuations are maximal.

For very small phase-space regions, the fluctuations are depleted and approach the values similar to those seen in the full phase space. This observation is only possible after the use of BP which are not affected by low-multiplicity part of the probability distributions, in contrast to the NFM and CFM.

This peculiar feature of the fluctuations at low δ can be understood in terms of strong restriction of the available phase space for the next generations of partons in such a normalization was not used in Figs. 2 and 3.

the cascade. One possible explanation of this saturation is to assume that particles counted inside δ are produced by different parent partons and thus they are quasi-independent. An experimental verification of this phenomenon is rather important as it reveals the dynamics of the parton-shower system and can be directly related to the minimum transverse momenta Q_0 used in the perturbative calculations.

The expected suppression of high-multiplicity fluctuations, however, seems to be different to that obtained in Refs. [9, 14], which also suggest a reduction of fluctuations in restricted p_t intervals, or the existence of a critical angle δ^{crit} beyond which the parton correlations are small and affected by the QCD cut-off. The latter effects should even be seen for the lowest order correlation functions and CFM, while the saturation discussed here is only expected in the tail of the multiplicity distribution measured with the BP.

The fact that high-order BP are not sensitive to the hadronization dynamics for small δ suggests applicability of the hypothesis of Local Parton-Hadron Duality [15] to fluctuations of high-multiplicity events. Therefore, the BP are the most suitable tool to study the high-multiplicity fluctuations and comparing experimental data with perturbative QCD predictions for partons. Some significant differences between fluctuations of partons and hadrons exist only for η_2 , i.e. for low-multiplicity events.

References

- [1] S.D.Ellis, Z.Kunszt,D.E.Soper, Phys. Rev. Lett. 69 (1992) 3615.
- [2] L3 Collaboration, M. Acciarri et al. Phys. Lett. B 429 (1998) 375.
- [3] L3 Collaboration, M. Acciarri et al. Phys. Lett. B 428 (1998) 186;
DELPHI Collaboration, P. Abreu et al., Phys. Lett. B 457 (1999) 368;
ZEUS Collaboration, S. Chekanov et al., DESY 01-053 (Phys. Lett. B, in press).
- [4] OPAL Collaboration, G. Abbiendi et al., Eur. Phys. J. C 11 (1999) 239;
H1 Collaboration, S. Aid et al., Z. Phys. C 72 (1996) 573.
- [5] E.A.De Wolf, I.M.Dremin and W.Kittel, Phys. Rev. 270 (1996) 1.
- [6] A.Białas and R.Peschanski, Nucl. Phys. B 273 (1986) 703; Nucl. Phys. B 308 (1988) 857.
- [7] A.H. Mueller, Phys. Rev. D 4 (1971) 150.
- [8] S.V.Chekanov and V.I.Kuvshinov, Acta Phys. Pol. B 25 (1994) 1189;
S.V.Chekanov and V.I.Kuvshinov J. Phys G 22 (1996), p.601;
S.V.Chekanov, W.Kittel and V.I.Kuvshinov, Z. Phys. C 74 (1997) 517.
- [9] W. Ochs and J. Wosiek, Phys. Lett. B 289 (1992) 159; Phys. Lett. B 305 (1993) 144; Z. Phys. C 68 (1995) 269.
- [10] Yu. Dokshitzer and I.M. Dremin, Nucl. Phys. B 402 (1993) 139.
- [11] Ph. Brax, J.-L. Meunier and R. Peschanski, Z. Phys. C 62 (1994) 649.
- [12] S.V.Chekanov, Eur. Phys. J. C 6 (1999) 331.
- [13] ARIADNE 4.10, L. Lönnblad, Comp. Phys. Comm. 71 (1992) 15.
- [14] S. Lupia, W. Ochs and J. Wosiek, Nucl. Phys. B 540 (1999) 405.
- [15] Ya.I. Azimov et al., Z. Phys. C 27 (1985) 65; Z. Phys. C 31 (1986) 213.

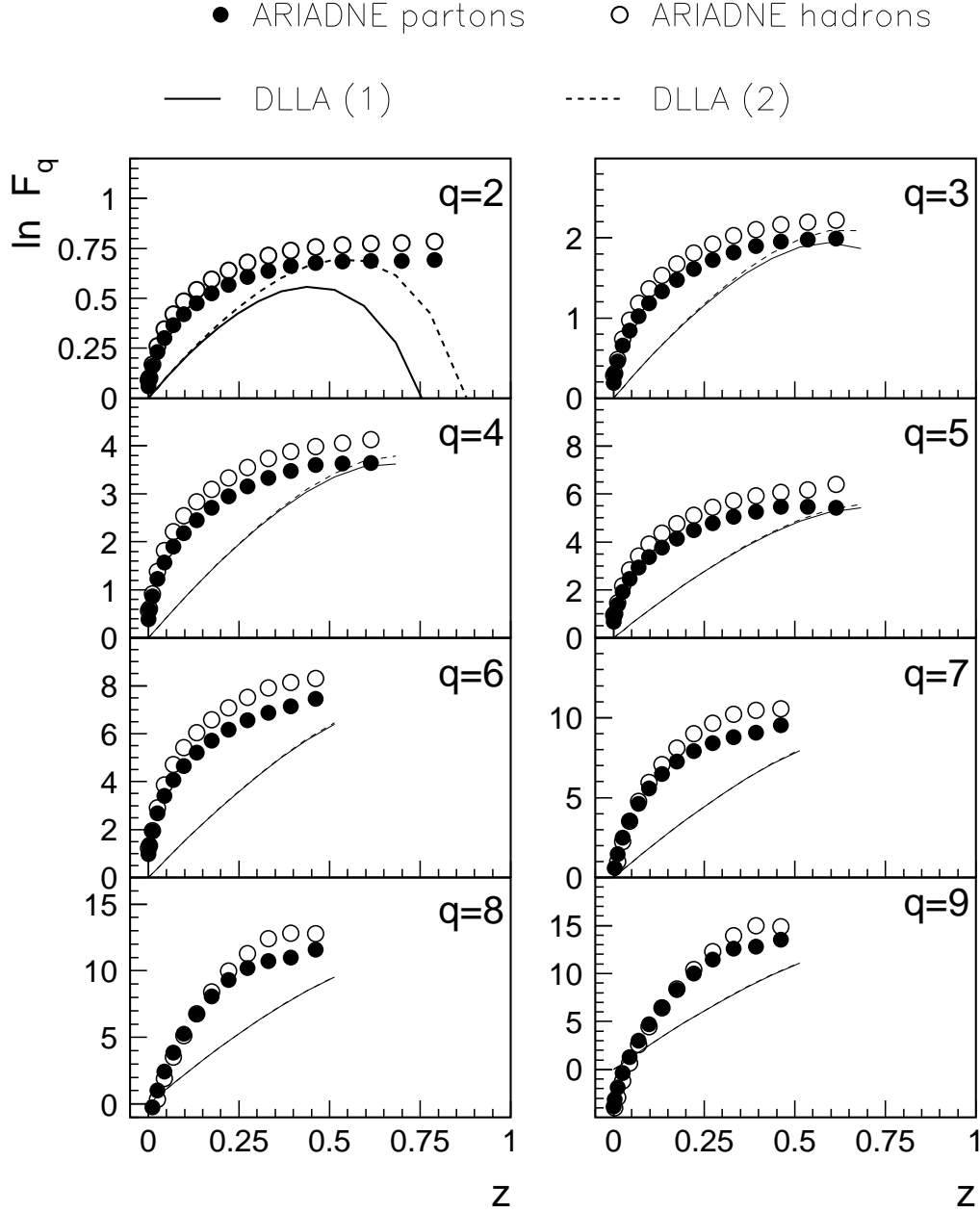


Figure 2: The ARIADNE and analytic DLLA predictions for the NFM of different orders as a function of z defined in (6) for e^+e^- annihilation at $\sqrt{s} = 500$ GeV². The lines show two different DLLA QCD predictions: (1) DLLA [9] (solid lines); (2) DLLA [11] (dashed lines).

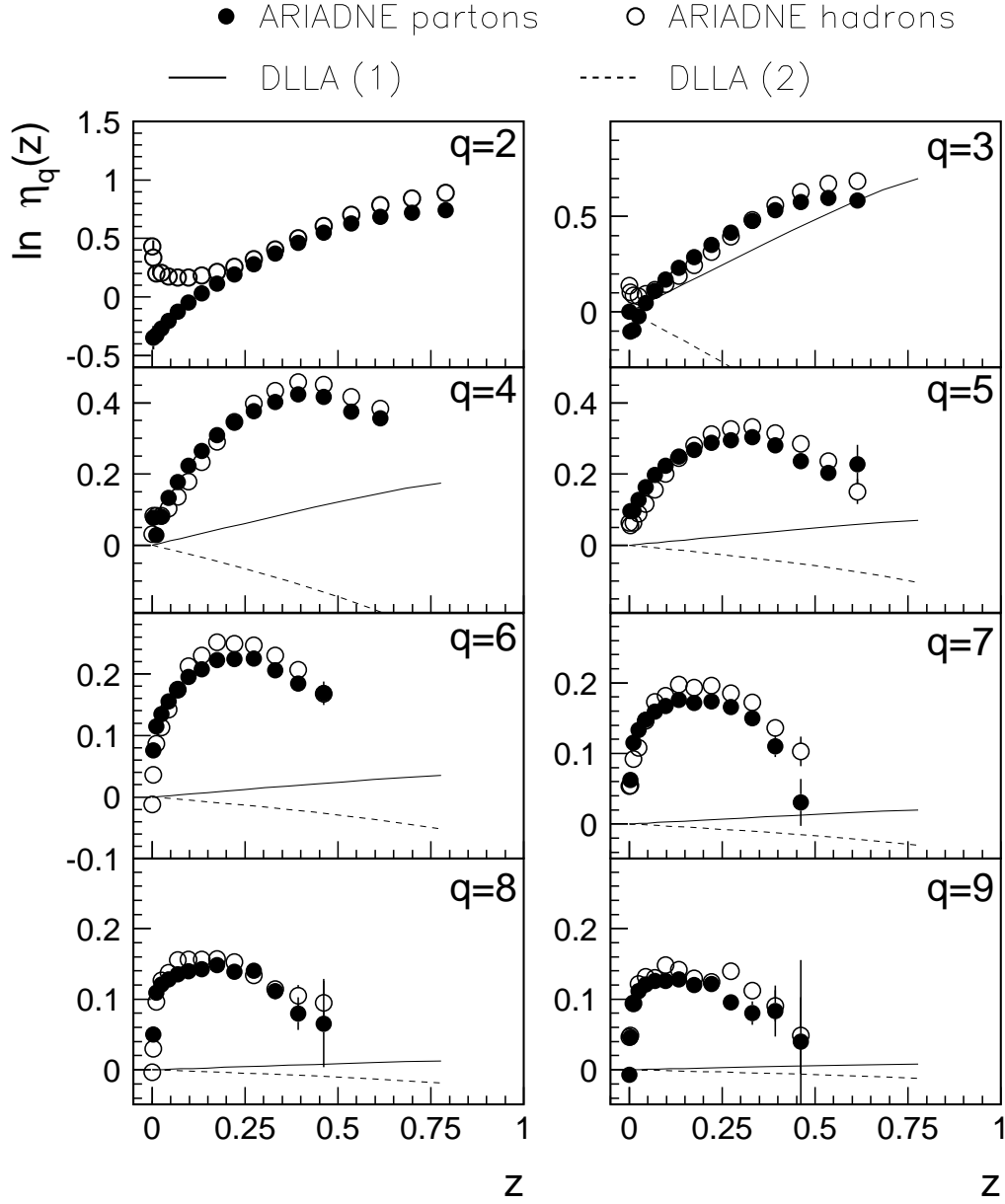


Figure 3: The Monte Carlo and analytic DLLA predictions for the BP of different orders as a function of z defined in (6) for e^+e^- annihilation at $\sqrt{s} = 500 \text{ GeV}^2$. The lines show the BP from the analytic considerations: (1) DLLA of Eq. (10) (solid lines); (2) DLLA of Eq. (13) (dashed lines). Due to the approximation used to derive the BP, the analytic curves cannot be considered as a reliable prediction for small z .