

Glueball States in a Constituent Gluon Model

¹Wei-Shu Hou, ¹Ching-Shan Luo and ²Gwo-Guang Wong

¹Department of Physics, National Taiwan University, Taipei, Taiwan 10764, ROC
and

²Department of International Trade, Fushin Institute of Technology, Toucheng, Ilan, Taiwan 26141, ROC
(January 31, 2020)

In a model with dynamical gluon mass, we investigate the bound states of two and three gluons via a Schrödinger equation. The short distance potential is approximated by one-gluon-exchange while the long distance part is assumed to be of a breakable string. We estimate the masses and in particular the *sizes* of low-lying bound states with no orbital angular momentum. By considering quantum-mechanical smearing of the gluon fields and normalizing to lattice results on $M_{0^{++}}$ and $M_{2^{++}}$, we find that the 0^{++} glueball is rather small in size compared with the others. The fitted gluon mass is of order 600 to 700 MeV, which is reasonable. The 3-gluon glueballs 0^{+-} , 1^{--} and 3^{--} states are nearly degenerate, and their mass ratio with 2^{++} is largely independent of all parameters and consistent with lattice calculations. We estimate the mass of 1^{--} glueball to be $3.1 - 3.7$ GeV, which is close to the mass of J/ψ and ψ' .

PACS numbers:

I. INTRODUCTION

During the last 20 years there has been much effort in trying to obtain a non-perturbative form for the gluon propagator. Perhaps one of the most interesting result is that the gluon may have a dynamically generated mass [1]. The existence of a mass scale, or the absence of a pole at $k^2 = 0$, is natural if one assumes that gluons do not propagate to infinity, *i.e.* these propagators describe confined gluons. The concept of massive gluon has been widely used in independent field theoretic studies, and examples about the consequences of massive gluons can be found in the literature [2–7]. The infrared behavior of the gluon propagator has also been studied numerically [8,9], and recent lattice computations give strong evidence for an infrared finite gluon propagator [10].

The gluon self-coupling in quantum chromodynamics (QCD) implies the existence of bound states of gauge fields known as glueballs. Numerous technical difficulties have so far hampered our understanding of their properties in experiments, largely because glueball states can mix strongly with nearby $q\bar{q}$ resonances. However, recent experimental and lattice studies of 0^{++} , 2^{++} and 0^{+-} glueballs seem to be converging. All simulations agree that the lightest scalar glueball mass is in the range of 1500 – 1750 MeV, while the tensor and pseudoscalar masses are in the range of 2000 – 2400 MeV [11–13]. It has been suggested [14] that improved action lattice pre-

dictions [11] agree well with the mass ratios of $f_0(1500)$, $\eta(2190)$, and $f_2(1980)$, which have exotic features that make them natural candidates for glueballs. All these states are seen in $p\bar{p}$ annihilation, central production in pp collisions, or $J/\psi \rightarrow \gamma + X$ transitions [15–17].

In this paper, we reopen the case of the potential model with massive constituent gluons, namely, the model of Cornwall and Soni [18,19]. It is not our purpose to pursue the detailed theoretical bearings for gluon mass. But rather, we wish to explore how recent results in this field affect the potential model, and how the potential model can provide more insight on glueball properties. While the potential model has its limitations, it gives bound state solutions that have the advantage of providing information such as the size of glueball, which is rarely mentioned in the literature. In Sect. 2, we give the details of model description for low-lying bound states of 2-gluon and 3-gluon glueballs. We then use the variational method to estimate their masses and sizes in Sect. 3, where some smearing of gluon field is developed for the 0^{++} case. Finally, we analyze our results and make some conclusions in Sect. 4.

II. MODEL DESCRIPTION

Although the dynamically generated mass $m^2(q^2)$ should be scale dependent, phenomenologically we shall treat $m^2(q^2)$ as constant for simplicity. The Lagrangian for the massive vector fields A_μ^a is

$$\mathcal{L} = -\frac{1}{4}F_{\mu\nu}^a F^{a\mu\nu} + \frac{1}{2}m^2 A_\mu^a A^{a\mu}, \quad (1)$$

where m is the effective gluon mass defined by Cornwall [1] and others, and

$$F_{\mu\nu}^a = \partial_\mu A_\nu^a - \partial_\nu A_\mu^a + gf^{abc}A_\mu^b A_\nu^c. \quad (2)$$

The propagator for A_μ^a is

$$D_{\mu\nu}^{ab}(k) = \frac{-i\delta^{ab}(g^{\mu\nu} - \frac{k^\mu k^\nu}{m^2})}{k^2 - m^2 + i\epsilon}. \quad (3)$$

In the nonrelativistic limit, we expand the massive gluon momentum and polarization vector to order $|\mathbf{k}|^2$,

$$k^\mu \cong \left(m + \frac{\mathbf{k}^2}{2m}, \mathbf{k} \right), \quad (4)$$

$$\epsilon^\mu(k) \cong \left(\frac{\mathbf{k} \cdot \mathbf{e}}{m}, \mathbf{e} + \frac{\mathbf{k} \cdot \mathbf{e}}{2m^2} \mathbf{k} \right). \quad (5)$$

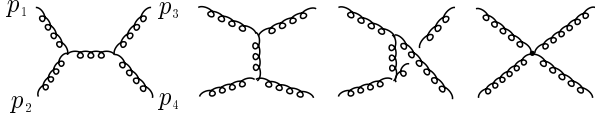


FIG. 1. $gg \rightarrow gg$ scattering.

Let us consider the system of a 2-gluon glueball. There are four diagrams contributing at tree level in the gluon-gluon interaction shown as in Fig. 1, corresponding to s -, t -, u -channel gluon exchange and the seagull. In the non-relativistic limit, it turns out that all matrix elements are zeroth order in momentum except the contribution from s -channel, which can be removed both because of color and its second order nature in momentum. The short distance potential can be extracted from the tree-level Feynman amplitude in Fig. 1,

$$V(\mathbf{r}) = \int \frac{d^3q}{(2\pi)^3} \frac{ie^{i\mathbf{q}\cdot\mathbf{r}}}{4\sqrt{E_{1f}E_{2f}E_{1i}E_{2i}}} i\mathcal{M}_{fi}, \quad (6)$$

where \mathbf{q} is the momentum transfer of the system.

When extracting the potential, the “exchange” or “symmetric” diagrams are automatically taken care of by the properly symmetrized wave function for identical particle systems. Hence the relevant contributions are

$$i\mathcal{M}_{fi}^t = -ig^2 f^{ace} f^{bde} \langle 3|J_\rho|1 \rangle \frac{1}{t-m^2} \langle 4|J^\rho|2 \rangle, \quad (7)$$

where

$$\langle 3|J_\rho|1 \rangle = \epsilon_3^* \cdot \epsilon_1 (p_1 + p_3)_\rho - 2\epsilon_{3\rho}^* p_3 \cdot \epsilon_1 - 2\epsilon_{1\rho} p_1 \cdot \epsilon_3^*,$$

and

$$i\mathcal{M}_{fi}^{s.g.} = -ig^2 \left[f^{abe} f^{cde} (\epsilon_1 \cdot \epsilon_3^* \epsilon_2 \cdot \epsilon_4^*) + f^{ace} f^{bde} (\epsilon_1 \cdot \epsilon_2 \epsilon_3^* \cdot \epsilon_4^* - \epsilon_1 \cdot \epsilon_4^* \epsilon_2 \cdot \epsilon_3^*) \right]. \quad (8)$$

We define the spin operator $\mathbf{S} = (S^1, S^2, S^3)$ as $(S^k)_{ij} = -i\epsilon^{ijk}$, which satisfy

$$[S^i, S^j] = i\epsilon^{ijk} S^k, \quad (9)$$

i.e. S^1, S^2 and S^3 are $SU(2)$ group generators as desired. The spin operator can then be extracted via the relation

$$A_i B_j = [\mathbf{A} \cdot \mathbf{B} - (\mathbf{S} \cdot \mathbf{B})(\mathbf{S} \cdot \mathbf{A})]_{ij}, \quad (10)$$

and placing the polarization vectors into the wavefunction. We calculate the matrix elements in the center of mass frame, namely, $\mathbf{p}_i \equiv \mathbf{p}_1 = -\mathbf{p}_2$, $\mathbf{p}_f \equiv \mathbf{p}_3 = -\mathbf{p}_4$, and the momentum transfer $\mathbf{q} \equiv \mathbf{p}_3 - \mathbf{p}_1 = \mathbf{p}_f - \mathbf{p}_i$. After simplifying the calculation, we obtain

$$i\mathcal{M}_{fi}^t = \frac{ig^2 f^{ace} f^{bde}}{\mathbf{q}^2 + m^2} \left[4m^2 + 3\mathbf{q}^2 - 2\mathbf{S}^2 \mathbf{q}^2 + 2(\mathbf{S} \cdot \mathbf{q})^2 + 6i\mathbf{S} \cdot (\mathbf{q} \times \mathbf{p}_i) \right], \quad (11)$$

$$i\mathcal{M}_{fi}^{s.g.} = ig^2 \left[f^{abe} f^{cde} - f^{ace} f^{bde} \left(\frac{1}{2} \mathbf{S}^2 - 2 \right) \right], \quad (12)$$

where $\mathbf{S} \equiv \mathbf{S}_1 + \mathbf{S}_2$ is the total spin of the 2-gluon glueball. As stated, we have transferred the spin content of gluons to the wavefunction, and hence view $i\mathcal{M}_{fi}$ as an operator acting on spin space. Note also that \mathbf{S}_1 acts on \mathbf{e}_1 and \mathbf{e}_3 while \mathbf{S}_2 acts on \mathbf{e}_2 and \mathbf{e}_4 .

Using Eq. (6), we arrive at the short distance potential

$$V_{sd}(r) = -\frac{g^2 f^{ace} f^{bde}}{4\pi} \left\{ \left[\frac{1}{4} + \frac{1}{3} \mathbf{S}^2 + \frac{3}{2m^2} (\mathbf{L} \cdot \mathbf{S}) \frac{1}{r} \frac{\partial}{\partial r} - \frac{1}{2m^2} \left((\mathbf{S} \cdot \nabla)^2 - \frac{1}{3} \mathbf{S}^2 \nabla^2 \right) \right] \frac{e^{-mr}}{r} + \left(1 - \frac{5}{6} \mathbf{S}^2 \right) \frac{\pi}{m^2} \delta^3(\mathbf{r}) \right\} + \frac{g^2 f^{abe} f^{cde}}{4\pi} \frac{\pi}{m^2} \delta^3(\mathbf{r}), \quad (13)$$

where sd stands for “short distance.”

The gluon-gluon interaction potential V_{sd} in Eq. (13) is the Fourier transform of the tree level second order scattering diagrams of Fig. 1, but it cannot account for gluon confinement since it is of short distance nature. We must add a term to take into account such long distance effects. We add to V_{sd} a string potential V_{str} which is assumed to be spin independent,

$$V_{str} = 2m(1 - e^{-\beta mr}), \quad (14)$$

where β is related to the adjoint string tension K_A via

$$\beta = \frac{K_A}{2m^2}. \quad (15)$$

In the potential V_{str} , the color screening of gluons is brought about by a breakable string, that is, the adjoint string breaks when sufficient energy has been stored in it to materialize a gluon pair. This form of the string potential simulates the intergluonic potential as seen in lattice calculations [8]. We thus get the gluon-gluon potential relevant to two-gluon glueballs

$$V_{2g}(r) = -\lambda \left\{ \left[\frac{1}{4} + \frac{1}{3} \mathbf{S}^2 + \frac{3}{2m^2} (\mathbf{L} \cdot \mathbf{S}) \frac{1}{r} \frac{\partial}{\partial r} - \frac{1}{2m^2} \left((\mathbf{S} \cdot \nabla)^2 - \frac{1}{3} \mathbf{S}^2 \nabla^2 \right) \right] \frac{e^{-mr}}{r} + \left(1 - \frac{5}{6} \mathbf{S}^2 \right) \frac{\pi}{m^2} \delta^3(\mathbf{r}) \right\} + 2m(1 - e^{-\beta mr}), \quad (16)$$

where λ is defined as

$$\lambda \equiv \frac{3g^2}{4\pi}, \quad (17)$$

and is related to the strong coupling strength of the process. Note that the f -type constant in the last term of Eq. (13) does not contribute when contracted with the normalized color wavefunction

$$\psi_{\text{color}}(a, b) = \frac{1}{\sqrt{8}} \delta^{ab}. \quad (18)$$

We are left with three parameters: effective gluon mass m , string breaking parameter β and adjoint strong coupling constant λ . We take [8] the conservative range $\beta \sim (1 \pm 0.7)$, while λ is determined by [18]

$$\lambda = \frac{N}{4\pi} \left[\frac{11N}{48\pi^2} \ln\left(\frac{4m^2}{\Lambda^2}\right) \right]^{-1}, \quad (19)$$

for $SU(N)$ group. For $N = 3$, taking $m \sim 600$ MeV, $\Lambda \sim 350$ MeV, one gets $\lambda \sim 1.4$. For Λ varying from 250–400 MeV, λ varies in the range 1.1–1.6.

For the case of 3-gluon glueballs, we assume that the constituent gluons interact pair-wise [19]. Thus

$$V_{3g} = \sum_{i < j} \left[V_{sd}(r_{ij}) + \frac{1}{2} V_{str}(r_{ij}) \right]. \quad (20)$$

We note that the contribution from s -channel gluon exchange can still be ignored because of its second order nature in momentum. The factor of one-half for the string potential is because one needs to pull three (and not six) gluons from the vacuum to screen the three gluons that are originally there in the glueball.

For the low-lying bound states with relative angular momentum $l_{ij} = 0$ for each pair of gluons in the 3-gluon system, the normalized color singlet wavefunction is either symmetric or antisymmetric:

$$\psi_{\text{color}}^{d\text{-type}}(a, b, c) = \sqrt{\frac{3}{40}} d^{abc}, \quad (21)$$

$$\psi_{\text{color}}^{f\text{-type}}(a, b, c) = \sqrt{\frac{1}{24}} f^{abc}. \quad (22)$$

After contracting these color wavefunctions with the short distance potential of Eq. (13), we get the pair-wise potential for 3-gluon glueball case

$$V_{d,f}(r) = -\frac{\lambda}{2} \left\{ \left[\frac{1}{4} + \frac{1}{3} \mathbf{S}^2 + \frac{3}{2m^2} (\mathbf{L} \cdot \mathbf{S}) \frac{1}{r} \frac{\partial}{\partial r} - \frac{1}{2m^2} \left((\mathbf{S} \cdot \nabla)^2 - \frac{1}{3} \mathbf{S}^2 \nabla^2 \right) \right] \frac{e^{-mr}}{r} + \left(\pm 1 - \frac{5}{6} \mathbf{S}^2 \right) \frac{\pi}{m^2} \delta^3(\mathbf{r}) \right\} + m(1 - e^{-\beta mr}), \quad (23)$$

for d - and f -type, respectively.

III. GLUEBALL MASSES AND SIZES

In this paper, we consider only the case of $L = 0$, hence ignore the spin-orbit and tensor terms in Eqs. (16) and (23). The 2-gluon and 3-gluon glueball systems are discussed separately.

A. Two-gluon Glueballs

For 2-gluon glueballs with $L = 0$, we have only $J^{PC} = 0^{++}, 2^{++}$ states. The Hamiltonian is

$$H = 2m - \frac{1}{m} \nabla^2 + V_{2g}, \quad (24)$$

where

$$V_{2g}(r) = -\lambda \left[\left(\frac{1}{4} + \frac{1}{3} \mathbf{S}^2 \right) \frac{e^{-mr}}{r} + \left(1 - \frac{5}{6} \mathbf{S}^2 \right) \frac{\pi}{m^2} \delta^3(\mathbf{r}) \right] + 2m(1 - e^{-\beta mr}). \quad (25)$$

We immediately notice one serious problem: when $S = 0$, one has an attractive δ -function term and the Hamiltonian is unbounded from below. This “maximum attraction channel” in 0^{++} could be related to the gluon condensation that triggers confinement.

In Ref. [18], the δ -function term was treated as a perturbation. For our study, we propose a physical solution by smearing the gluon fields, that is, we replace the δ -function by the smearing function

$$D(r) = \frac{k^3 m^3}{\pi^{\frac{3}{2}}} e^{-k^2 m^2 r^2} \quad (26)$$

which approaches $\delta^3(\mathbf{r})$ for $k \rightarrow \infty$. Using the variational method with trial wavefunction $\psi(r) \propto e^{-a^2 m^2 r^2}$, we illustrate in Fig. 2 the smearing dependence of 2-gluon glueball masses for $\lambda = 2$, $\beta = 0.3$.

We see from Fig. 2 that the mass of the 0^{++} glueball decreases monotonically until it becomes negative for $k \gtrsim 3.8$; the mass of the 2^{++} glueball converges rapidly to $3.2m$ for $k > 1$, illustrating good behavior since the δ -function term is repulsive. To illustrate what is happening when the attractive δ becomes operative for larger k (less smearing), we plot in Fig. 3 the root-mean-squared radius $r_{\text{rms}} = \sqrt{\langle r^2 \rangle}$ of 0^{++} and 2^{++} glueballs as a function of k for the same values of λ and β . It is clear that, while the size of 2^{++} glueball stabilizes for $k \gtrsim 1$, the radius for 0^{++} glueball drops monotonically with its mass, which drops monotonically with increase of k .

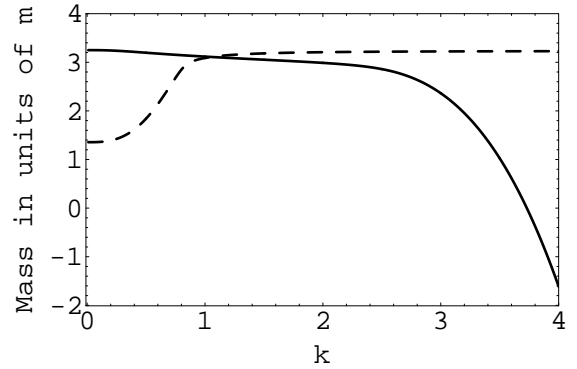


FIG. 2. $M_{0^{++}}$ (solid) and $M_{2^{++}}$ (dashed) vs. smearing parameter k for $\lambda=2$, $\beta=0.3$. In large k limit, one recovers the δ -function potential which drives $M_{0^{++}}$ negative..

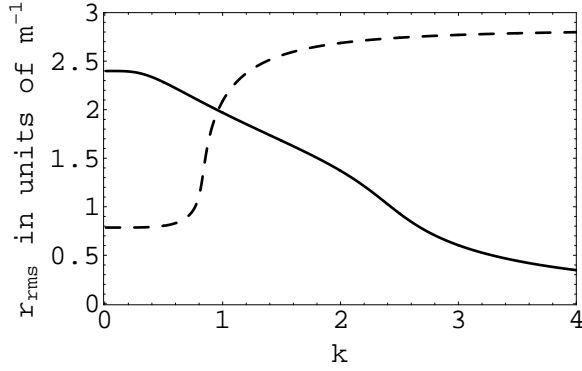


FIG. 3. Glueball radius for 0^{++} (solid) and 2^{++} (dashed) glueballs vs. smearing parameter k .

One may be tempted to use Fig. 2 and argue that, since for $1 < k < 3$, both 2^{++} and 0^{++} glueball masses are relatively stable, hence they have approximately of the same mass. However, this is not what is observed on the lattice nor as suggested by experiment. Since we cannot claim to know how to determine the value of k in Eq. (26), we use the converging experimental and lattice results to fit for k . We take $M_{0^{++}} = 1730$ MeV, and $M_{2^{++}} = 2400$ MeV [11,14], hence the mass ratio

$$\frac{M_{2^{++}}}{M_{0^{++}}} = 1.39. \quad (27)$$

Using Eq. (27) to determine k , we find that it depends mainly on λ , but is almost independent of β . This is to be expected since the need for smearing comes from the short distance potential. With the mass ratio fixed, we find a smaller λ (and a greater β in general) can accommodate a larger k value, which is reasonable. The typical value of k falls in the range of 2.3 to 4.3, which ensures that the 2^{++} mass is stable.

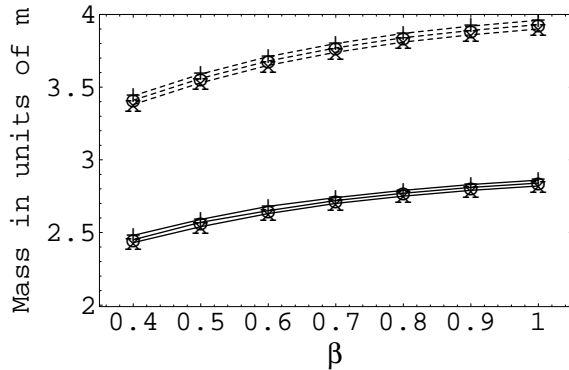


FIG. 4. $M_{0^{++}}$ and $M_{2^{++}}$ vs. β for $\lambda = 1.5, 2.0$ and 2.5 as indicated by the symbols “+”, “o” and “x”, respectively. To guide the eye, the points are linked by solid and dashed lines. The mass ratio is held fixed by Eq. (27)

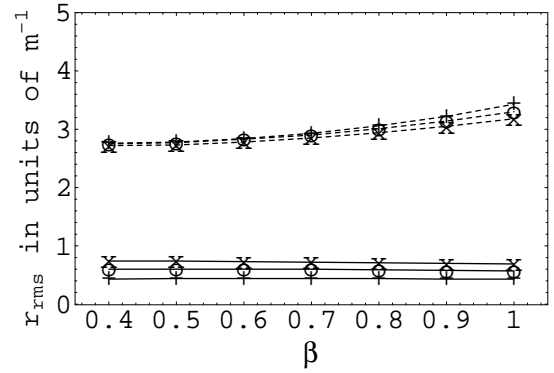


FIG. 5. Glueball r_{rms} radius for 0^{++} and 2^{++} glueballs vs. β for $\lambda = 1.5, 2.0$ and 2.5 as indicated by the symbols “+”, “o” and “x”, respectively, and linked by solid and dashed lines.

With k determined for given λ and β , the mass and size of 2-gluon glueballs can be calculated. Since $M_{0^{++}}$ is lighter than $M_{2^{++}}$ from experiment/lattice input, the 0^{++} glueball is rather small in size compared to the 2^{++} glueball. This is reasonable because of the attractive (repulsive) δ for 0^{++} (2^{++}). Except for this smallness in size of 0^{++} glueball, which is dominated by λ part of potential, the 0^{++} mass, and the mass and size of the 2^{++} glueball are all more dependent on β , the string part of potential. We plot the masses (in units of m) and sizes (in units of $1/m$) vs. β for three different values of λ in Figs. 4 and 5, respectively. These figures illustrate the range of uncertainties within the model. We find that the masses increase with increasing β or decreasing λ ; however, increasing β or decreasing λ will increase the size of 2^{++} glueball but decrease the size of 0^{++} glueball. We will give a more detailed discussion on this later.

As mentioned already, the 2^{++} glueball mass is stable and almost independent of k for $k > 2$, which holds for all solvable (λ, β) parameter space. Hence, taking the 2^{++} glueball mass range of $3.4m$ to $3.9m$ from Fig. 4 and the lattice result of $M_{2^{++}} = 2400$ MeV, we estimate the effective gluon mass to be $0.6 - 0.7$ GeV, which agrees well with the gluon mass ~ 0.66 GeV needed [5,7] to explain the photon spectrum in radiative J/ψ decay. With gluon mass m determined, the typical size of 2^{++} and 0^{++} glueballs can be read off from Fig. 5, which are in the ranges of $0.8 - 1.1$ fm and $0.1 - 0.2$ fm, respectively. This means that when calculating the mass of 0^{++} glueball on the lattice one needs relatively fine lattice spacings [20]. It would be interesting to see if our result of small 0^{++} size would be replicated on the lattice.

B. Three-gluon Glueballs

For 3-gluon glueballs, we introduce the center-of-mass and relative coordinates: $\mathbf{R} = (\mathbf{r}_1 + \mathbf{r}_2 + \mathbf{r}_3)/\sqrt{3}$, $\mathbf{r}_{12} = (\mathbf{r}_1 - \mathbf{r}_2)/\sqrt{2}$, and $\mathbf{r} = \sqrt{2/3}(\mathbf{r}_1 + \mathbf{r}_2 - 2\mathbf{r}_3)$. Since we consider only pure s -states, the pair potential becomes

simply

$$V_{d,f}(r) = -\frac{\lambda}{2} \left[\left(\frac{1}{4} + \frac{1}{3} \mathbf{S}_{\text{pair}}^2 \right) \frac{e^{-mr}}{r} + \left(\pm 1 - \frac{5}{6} \mathbf{S}_{\text{pair}}^2 \right) \frac{\pi}{m^2} \delta^3(\mathbf{r}) \right] + m(1 - e^{-\beta mr}), \quad (28)$$

where \mathbf{S}_{pair} is the spin of any pair of gluons in a 3-gluon glueball system. The Hamiltonian for this system is then

$$H_{d,f} = 3m - \frac{1}{2m} \nabla_{\mathbf{r}}^2 - \frac{1}{2m} \nabla_{\mathbf{r}_{12}}^2 + V_{d,f}(r_{12}) + V_{d,f}(r_{23}) + V_{d,f}(r_{31}). \quad (29)$$

Since the glueball wavefunction must be symmetric with respect to \mathbf{r}_1 , \mathbf{r}_2 , and \mathbf{r}_3 , the contributions of the three pair potentials are the same. Hence the spin and spatial parts of the glueball wavefunction are independent and

$$\begin{aligned} \sum \mathbf{S}_{\text{pair}}^2 &= (\mathbf{S}_1 + \mathbf{S}_2)^2 + (\mathbf{S}_2 + \mathbf{S}_3)^2 + (\mathbf{S}_3 + \mathbf{S}_1)^2 \\ &= (\mathbf{S}_1^2 + \mathbf{S}_2^2 + \mathbf{S}_3^2) + (\mathbf{S}_1 + \mathbf{S}_2 + \mathbf{S}_3)^2. \end{aligned} \quad (30)$$

The Hamiltonian above can then be simplified as

$$H_{d,f} = 3m - \frac{1}{2m} \nabla_{\mathbf{r}}^2 - \frac{1}{2m} \nabla_{\mathbf{r}_{12}}^2 + V_{d,f}^T(r_{12}) \quad (31)$$

where

$$\begin{aligned} V_{d,f}^T(r_{12}) &= -\frac{\lambda}{2} \left[\left(\frac{1}{4} + \frac{1}{3} (6 + \mathbf{S}_{\text{total}}^2) \right) \frac{e^{-mr_{12}}}{r_{12}} \right. \\ &\quad \left. + \left(\pm 1 - \frac{5}{6} (6 + \mathbf{S}_{\text{total}}^2) \right) \frac{\pi}{m^2} \delta^3(\mathbf{r}_{12}) \right] \\ &\quad + m(1 - e^{-\beta mr_{12}}). \end{aligned} \quad (32)$$

where $\mathbf{S}_{\text{total}}$ is now the *total spin* of the system, i.e. J . In Ref. [19], one introduced an additional quantum number called S_{pair} in $J^{PC}(S_{\text{pair}})$, which is clearly not adequate. This lead to a spurious 1^{--} state.

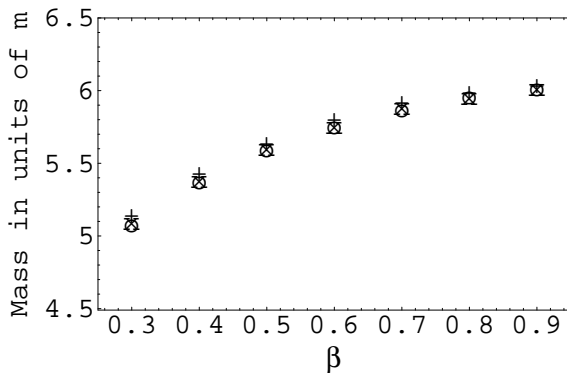


FIG. 6. Three-gluon glueball masses $M_{0^{++}}$, $M_{1^{--}}$ and $M_{3^{--}}$ vs. β , as indicated by the symbols “+”, “o” and “x”, respectively.

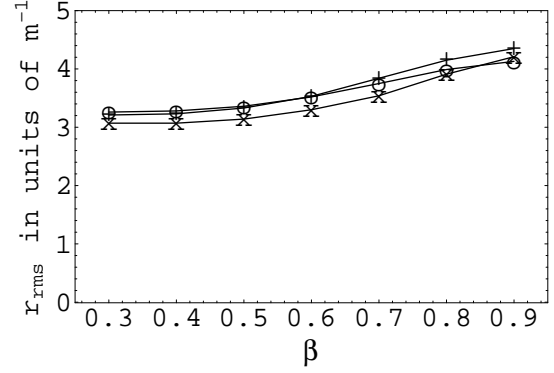


FIG. 7. Glueball radius vs. β for 0^{++} , 1^{--} and 3^{--} 3-gluon glueballs, as denoted by the symbols “+”, “o” and “x”, respectively. To guide the eye, the points are linked by solid lines.

There are three possible pure s -states, with quantum numbers $J^{PC} = 0^{++}$, 1^{--} , and 3^{--} . For these glueballs, all the δ terms are repulsive, hence their masses are automatically bounded from below, and there is no need to smear the δ function. We estimate the masses and sizes of these glueballs using the variational method with the wavefunction $\psi(r) \propto e^{-a^2 m^2 (\mathbf{r}^2 + \mathbf{r}_{12}^2)}$, which is symmetric with respect to \mathbf{r}_1 , \mathbf{r}_2 , and \mathbf{r}_3 . We find that the masses and sizes are almost λ independent, hence we plot them only vs. β in Figs. 6 and 7, respectively. Note that for the 0^{++} quantum number there is also a 2-gluon glueball in $L = 1$ state, which is expected to have mass lower than the 3-gluon state discussed here [18]. Mixing between the 2-gluon and 3-gluon states should lead to level repulsion and raise the 0^{++} 3-gluon state above the two other states.

From Fig. 6, we find that the masses of the three lowest lying 3-gluon glueballs are within $0.1 m$ (or 100 MeV) of each other, which holds for any β value. In other words, they are nearly degenerate, which we will discuss further in the next section. We note that the ratio with 2^{++} mass is around 1.53, almost independent of β and λ , and agrees with naive constituent counting. Scaling from the lattice result of $M_{2^{++}} = 2000 - 2400$ MeV the mass range of these glueballs is $3.1 - 3.7$ GeV, right in the ballpark of J/ψ and ψ' masses. Their sizes are only slightly larger than the 2^{++} 2-gluon glueball, and fall into the range of $0.9 - 1.3$ fm.

IV. DISCUSSION AND CONCLUSION

We approximated the attractive δ -function by a smearing function $D(r)$ in Eq. (26). This is physically reasonable since the gluons in a glueball can not have very large relative momentum that corresponds to very short distance separation. Through the variational method, besides the constituent terms $2m$ and $3m$, one can check four sources to glueball mass: kinetic energy, Yukawa

and delta function potential, and string energy. It is clear that smaller glueball size implies a greater kinetic energy contribution to its mass. The Yukawa term is always attractive and contributes negatively to the glueball mass. It is proportional to the adjoint strong coupling constant λ , Eq. (17), and becomes more negative for smaller glueball size. The delta-function term, replaced by the smearing function $D(r)$ of Eq. (26), is also proportional to λ , and becomes stronger for smaller glueball size. As for string energy term, a bigger glueball can store more energy hence a larger glueball mass. A greater string tension β also stores more energy in the string. Knowing about these four sources, we can see how the mass and size of a glueball comes about.

Let us first consider masses. For the 2^{++} glueball, the kinetic energy is relatively small due to its bigger size compared to the 0^{++} glueball. On the other hand, there is a cancellation between λ -dependent attractive Yukawa potential and repulsive delta-function terms. The resultant value is always negative, and will further cancel against the kinetic energy term. Hence the main contribution to the mass comes from the string energy. In other words, the stronger the string tension β , the heavier the mass. For fixed string tension, a larger λ value gives a stronger λ -dependent cancellation, resulting in a smaller contribution to the glueball mass. In other words, the mass of 2^{++} glueball increases with increasing β or decreasing λ , as can be seen in Fig. 4.

For the 0^{++} glueball, the kinetic energy term is relatively large because of the small size, which in turn is brought about by the attractive δ function. There is strong cancellation between the kinetic energy term and the delta-function term. Since we have fixed the mass ratio with 2^{++} , it turns out that the kinetic energy overcomes the attractive δ , which cancels against the attractive Yukawa term. The net result could be positive or negative depending on smaller or larger λ value. The main contribution still comes from the string term but it cannot be as strong as in the case of 2^{++} because of the small size. We stress again that in Fig. 4 we have held the 2^{++} and 0^{++} ratios fixed according to Eq. (27).

We turn to the consideration of sizes, i.e. understanding Fig. 5. We find that the glueball size increases with mass for 2^{++} glueball. This is easily understood in terms of a repulsive δ and the dominance of string energy. For 0^{++} glueball, its size is sensitive to λ , which can be understood from smearing. As we know, k depends mainly on λ and can become larger for lower λ . For larger k , the smearing function $D(r)$ approaches the delta function and is more attractive. Thus, paradoxically, a smaller λ (“less attractive”) is more able to “pull in” the glueball, leading to decrease in size. However, the size of 0^{++} glueball is almost β independent precisely because of its small size, hence it becomes insensitive to the string energy.

For three-gluon glueballs, there are three possible pure S states, namely $J^{PC}=0^{-+}$, 1^{--} , and 3^{--} . For these glueballs, all the δ terms in potential are repulsive, hence

no smearing is needed. There is a λ -dependent cancellation between the Yukawa and delta-function terms. Interestingly, both terms become stronger for larger total spin (or J), and the cancellation hides the spin effect, resulting in the masses being nearly degenerate. In other words, their masses and sizes are almost λ -independent and depend basically on β , just like 2^{++} case. It is rather intriguing that the mass difference of the three glueballs are within 100 MeV of each other. But as we have mentioned earlier, the 0^{-+} state would become heavier because of mixing with the $L = 1$ 2-gluon state.

Comparing Figs. 4 and 6, we note that the 3-gluon glueball masses are about 1.5 times larger than 2^{++} , largely independent of β and λ . Taking $M_{2^{++}}$ between $= 2267 \pm 104$ MeV [12] and $2400 \pm 25 \pm 120$ MeV [11], one finds $M_{1^{--}}$ in the range of 3.5 – 3.7 GeV, close to the ψ' mass of 3686 MeV. We note that the proximity of the 1^{--} glueball to ψ' may be called for from comparison of J/ψ and ψ' two body hadronic decays [21]. However, if the $f_2(1980)$ state is the 2^{++} glueball [14], then we find $M_{1^{--}}$ is of order 3 GeV or closer to the J/ψ , where an older proposal [22] of 1^{--} glueball (called O) could be behind the strength of $J/\psi \rightarrow \rho\pi \sim 1\%$, which is rather sizable. At the moment, improved action lattice results [11] find 1^{--} glueball masses heavier than those discussed here. We urge further refined, dedicated studies to help clarify the phenomenology. Direct search methods for the lowest lying 3-gluon glueballs were discussed in Ref. [19], which should also be brought up to date.

In conclusion, we investigate the bound states of two and three massive gluons with a Schrödinger equation. We calculate the short distance potential from one gluon exchange, and give arguments for the long distance confining potential. We calculate glueball masses and sizes using variational method. By considering the effect of smearing of the gluon fields, we find that the size of 0^{++} glueball is rather small compared with others. For other glueballs their masses are stable with respect to such smearing. Using the converging experimental and lattice results for 0^{++} and 2^{++} glueballs, we estimate the effective gluon mass to be 0.6 to 0.7 GeV. The typical size of 2^{++} and 0^{++} are 1 fm and 0.1 to 0.2 fm, respectively. This means that to extract the 0^{++} glueball size on a lattice, one would need rather fine lattice spacings. It would be of interest to see if our result would be replicated on the lattice. For 3-gluon glueballs, their sizes are also estimated to be in the range of 0.9-1.3 fm. We find that the three lowest lying 3-gluon glueballs to be largely degenerate. In particular, the mass of 1^{--} glueball is in the range of 3 to 3.7 GeV, which is consistent with arguments from phenomenological point of view.

Acknowledgement. This work is supported in part by the National Science Council of R.O.C. under Grant NSC-89-2112-M-002-063.

- [1] J.M. Cornwall, Phys. Rev. D **26**, 1453 (1982).
- [2] G. Parisi and R. Petronzio, Phys. Lett. **94B**, 51 (1980).
- [3] F. Halzen, G. Krein and A. A. Natale, Phys. Rev. D **47**, 295 (1993); M.B. Gay Ducati, F. Halzen and A. A. Natale, Phys. Rev. D **48**, 294 (1993); J. R. Cudell and B. U. Nguyen, Nucl. Phys. **B420**, 669 (1994).
- [4] J. H. Field, Int. J. Mod. Phys. **A9**, 3283 (1994), J. Liu and W. Wetzel, preprint Heidelberg HD-THEP-96-47 (hep-ph/9611250).
- [5] M. Consoli and J.H. Field, Phys. Rev. D **49**, 1293 (1994); J. Phys. **G23**, 41 (1997).
- [6] J.R. Forshaw, J. Papavassiliou and C. Parrinello, Phys. Rev. D **59**, 074008 (1999).
- [7] A. Mihara and A.A. Natale, Phys. Lett. **B482**, 378 (2000).
- [8] C. Bernard, Phys. Lett. **108B**, 431 (1982); C. Bernard, Nucl. Phys. **B219**, 341 (1983).
- [9] P. A. Amundsen and J. Greensite, Phys. Lett. **173B**, 179 (1986); J. E. Mandula and M. Ogilvie, Phys. Lett. **185B**, 127 (1987); R. Gupta et al., Phys. Rev. D **36**, 2813 (1987).
- [10] F.D.R. Bonnet, P.O. Bowam, D.B. Leinweber, A.G. Williams, hep-lat/0002020; UKQCD Collaboration, D.B. Leinweber et al., Phys. Rev. D **60**, 094507 (1999); Phys. Rev. D **58**, 031501 (1998); C. Bernard, C. Parrinello, A. Soni, Phys. Rev. D **49**, 1585 (1994); P. Marenzoni, G. Martinelli, N. Stella, M. Testa, Phys. Lett. **318B**, 511 (1993).
- [11] C.J. Morningstar and Mike Peardon, Phys. Rev. D **60**, 034509 (1999).
- [12] A. Vaccarino and D. Weingarten, Phys. Rev. D **60**, 114501 (1999).
- [13] Chuan Liu, hep-lat/0010007; J. Sexton, A. Vaccarino and D. Weingarten, Phys. Rev. Lett. **75**, 4563 (1995); G.S. Bali et al., Phys. Lett. **B309**, 378 (1993).
- [14] D.V. Bugg, M. Peardon and B.S. Zou, Phys. Lett. **B486**, 4953 (2000).
- [15] A.V. Anisovich et al., Phys. Lett. **B471**, 271 (1999) and Nucl. Phys. **A662**, 319 (2000); D.V. Bugg et al., Phys. Lett. **B353**, 378 (1995); T.A. Armstrong et al, Phys. Lett. **B307**, 394 (1993).
- [16] D.V. Bugg, L.Y. Dong and B.S. Zou, Phys. Lett. **B458**, 511 (1999); D. Bisello et al., Phys. Lett. **B192**, 239 (1987) and Phys. Rev. D **39**, 701 (1989); R.M. Batlrsaitis et al., Phys. Rev. D **33**, 1222 (1986).
- [17] D. Barberis et al., Phys. Lett. **B471**, 440 (2000); A.V. Anisovich et al., Phys. Lett. **B449**, 145 (1999); F. Antinori et al., Phys. Lett. **B353**, 589 (1995).
- [18] J.M. Cornwall and A. Soni, Phys. Lett. **120B**, 431 (1983);
- [19] W.S. Hou and A. Soni, Phys. Rev. D **29**, 101 (1984).
- [20] C. Morningstar and M. Peardon, Nucl. Phys. Proc. Suppl. **83**, 887 (2000).
- [21] M. Suzuki, hep-ph/0006296.
- [22] W.S. Hou and A. Soni, Phys. Rev. Lett. **50**, 569 (1983); Ref. [19]; S.J. Brodsky, G.P. Lepage and S.F. Tuan, Phys. Rev. Lett. **59**, 621 (1987); W.S. Hou, Phys. Rev. D **55**, 6952 (1997).