

Interference pattern analysis in the decays $\phi \rightarrow \gamma\pi\eta$ and $\phi \rightarrow \gamma\pi^0\pi^0$.

N.N. Achasov ^{*} and V.V. Gubin [†]
 Laboratory of Theoretical Physics,
 Sobolev Institute for Mathematics
 630090, Novosibirsk-90, Russia
 (February 8, 2020)

Abstract

We analyse the interference patterns in the reactions $\phi \rightarrow (\gamma a_0 + \pi^0 \rho) \rightarrow \gamma\pi\eta$ and $\phi \rightarrow (\gamma f_0 + \pi^0 \rho) \rightarrow \gamma\pi^0\pi^0$. Taking into account the interference, we fit the experimental data and show that the background reaction does not distort the $\pi^0\eta$ spectrum in the decay $\phi \rightarrow \gamma\pi\eta$ everywhere over the energy region and does not distort the $\pi^0\pi^0$ spectrum in the decay $\phi \rightarrow \gamma\pi^0\pi^0$ in the wide region of the $\pi^0\pi^0$ system invariant mass, $m_{\pi\pi} > 670$ MeV, or when photon energy less than 300 MeV. We discuss the details of the scalar mesons production in the radiative decays and note that there are reasonable arguments in favor of the one-loop mechanism $\phi \rightarrow K^+K^- \rightarrow \gamma a_0$ and $\phi \rightarrow K^+K^- \rightarrow \gamma f_0$.

I. INTRODUCTION

As it was shown in a number of papers, see [1–6] and references therein, the study of the radiative decays $\phi \rightarrow \gamma a_0 \rightarrow \gamma\pi\eta$ and $\phi \rightarrow \gamma f_0 \rightarrow \gamma\pi\pi$ can shed light on the problem of the scalar $a_0(980)$ and $f_0(980)$ mesons. These decays have been studied not only theoretically but also experimentally. At present time there have already been published the data obtained in Novosibirsk with the detectors SND [7–10] and CMD-2 [11], which give the following branching ratios : $BR(\phi \rightarrow \gamma\pi\eta) = (0.88 \pm 0.14 \pm 0.09) \cdot 10^{-4}$ [9], $BR(\phi \rightarrow \gamma\pi^0\pi^0) = (1.221 \pm 0.098 \pm 0.061) \cdot 10^{-4}$ [10] and $BR(\phi \rightarrow \gamma\pi^0\pi^0) = (0.92 \pm 0.08 \pm 0.06) \cdot 10^{-4}$, $BR(\phi \rightarrow \gamma\pi\eta) = (0.9 \pm 0.24 \pm 0.1) \cdot 10^{-4}$ [11].

These data tell in favor of four-quark ($q^2\bar{q}^2$) [1,12–16] nature of the scalar $a_0(980)$ and $f_0(980)$ mesons. Note that isovector $a_0(980)$ meson is produced in the radiative ϕ meson decay as intensively as the well-studied η' meson involving considerable part of strange quarks $s\bar{s}$ ($\approx 66\%$), responsible for the decay.

As it was shown in the papers [1,3,17] the background situation for studying the radiative decays $\phi \rightarrow \gamma a_0 \rightarrow \gamma\pi^0\eta$ and $\phi \rightarrow \gamma f_0 \rightarrow \gamma\pi^0\pi^0$ is very good. For example, in case of the decay $\phi \rightarrow \gamma a_0 \rightarrow \gamma\pi^0\eta$, the process $\phi \rightarrow \pi^0\rho \rightarrow \gamma\pi^0\eta$ is the dominant background. The

^{*}achasov@math.nsc.ru

[†]gubin@math.nsc.ru

estimation for the soft by strong interaction standard photon energy, $\omega < 100$ MeV, gives $BR(\phi \rightarrow \pi^0 \rho^0 \rightarrow \gamma \pi^0 \eta, \omega < 100 \text{ MeV}) \approx 1.5 \cdot 10^{-6}$. The influence of the background process is negligible up to $BR(\phi \rightarrow \gamma a_0 \rightarrow \gamma \pi^0 \eta, \omega < 100 \text{ MeV}) \approx 10^{-5}$. In this paper, in the section 2, we calculate the expression for the $\phi \rightarrow \gamma \pi^0 \eta$ decay amplitude taking into account the interference between $\phi \rightarrow \gamma a_0 \rightarrow \gamma \pi^0 \eta$ and $\phi \rightarrow \pi^0 \rho^0 \rightarrow \gamma \pi^0 \eta$ processes. We show that for obtained experimental data the influence of the background processes is negligible everywhere over the photon energy region.

The situation with $\phi \rightarrow \gamma f_0 \rightarrow \gamma \pi^0 \pi^0$ decay is not much different. As it was shown in [1,3,17] the dominant background is the $\phi \rightarrow \pi^0 \rho^0 \rightarrow \gamma \pi^0 \pi^0$ process with $BR(\phi \rightarrow \pi^0 \rho^0 \rightarrow \gamma \pi^0 \pi^0, \omega < 100 \text{ MeV}) \approx 6.4 \cdot 10^{-7}$. The influence of this background process is negligible up to $BR(\phi \rightarrow \gamma f_0 \rightarrow \gamma \pi^0 \pi^0, \omega < 100 \text{ MeV}) \approx 5 \cdot 10^{-6}$.

The exact calculation of the interference patterns between the decays $\phi \rightarrow \gamma f_0 \rightarrow \gamma \pi^0 \pi^0$ and $\phi \rightarrow \rho^0 \pi \rightarrow \gamma \pi^0 \pi^0$, which we present in this paper in the section 3, shows that the influence of the background in the decay $\phi \rightarrow \gamma \pi^0 \pi^0$ for obtained experimental data is negligible in the wide region of the $\pi^0 \pi^0$ system invariant mass, $m_{\pi\pi} > 670$ MeV, or in the photon energy region $\omega < 300$ MeV.

We discuss the mechanism of the scalar mesons production in the radiative decays and show that experimental data obtained in Novosibirsk give the reasonable arguments in favor of the one-loop mechanism of these decays $\phi \rightarrow K^+ K^- \rightarrow \gamma a_0$ and $\phi \rightarrow K^+ K^- \rightarrow \gamma f_0$.

II. INTERFERENCE BETWEEN THE REACTIONS $\phi \rightarrow \gamma a_0 \rightarrow \gamma \pi^0 \eta$ AND $\phi \rightarrow \pi^0 \rho^0 \rightarrow \gamma \pi^0 \eta$.

As it was shown in the papers [1,3] the background process $e^+ e^- \rightarrow \phi \rightarrow \pi^0 \rho^0 \rightarrow \gamma \pi^0 \eta$ is dominant. The amplitudes of the processes $e^+ e^- \rightarrow \rho^0(\omega) \rightarrow \eta \rho^0(\omega) \rightarrow \gamma \pi^0 \eta$ are much less than the amplitudes of the $e^+ e^- \rightarrow \rho^0(\omega) \rightarrow \pi^0 \omega(\rho^0) \rightarrow \gamma \pi^0 \eta$ processes. In other turn, the amplitudes of the processes $e^+ e^- \rightarrow \rho^0(\omega) \rightarrow \pi^0 \omega(\rho^0) \rightarrow \gamma \pi^0 \eta$ are much less than the amplitudes of the processes $e^+ e^- \rightarrow \phi \rightarrow \pi^0 \rho^0 \rightarrow \gamma \pi^0 \eta$. The amplitude of the process $e^+ e^- \rightarrow \phi \rightarrow \eta \phi \rightarrow \gamma \pi^0 \eta$ is much less than the amplitude of $e^+ e^- \rightarrow \phi \rightarrow \pi^0 \rho^0 \rightarrow \gamma \pi^0 \eta$ process also.

The amplitude of the background process $\phi(p) \rightarrow \pi^0 \rho^0 \rightarrow \gamma(q) \pi^0(k_1) \eta(k_2)$ is as follows

$$M_B = \frac{g_{\phi\rho\pi} g_{\rho\eta\gamma}}{D_\rho(p-k_1)} \phi_\alpha k_{1\mu} p_\nu \epsilon_\delta (p-k_1)_\omega q_\epsilon \epsilon_{\alpha\beta\mu\nu} \epsilon_{\beta\delta\omega\epsilon}. \quad (1)$$

For the amplitude of the signal $\phi \rightarrow \gamma a_0 \rightarrow \gamma \pi^0 \eta$ we use the model suggested in the paper [1], in which the one-loop mechanism of the decay $\phi \rightarrow K^+ K^- \rightarrow \gamma a_0$ is considered.

$$M_a = g(m) \frac{g_{a_0 K^+ K^-} g_{a_0 \pi \eta}}{D_{a_0}(m)} ((\phi\epsilon) - \frac{(\phi q)(\epsilon p)}{(pq)}) \quad (2)$$

where $m^2 = (k_1 + k_2)^2$ and $\phi_\alpha, \epsilon_\mu$ are the polarization vectors of the ϕ meson and photon. The function $g(m)$ is determined in [1,3]. The mass spectrum is

$$\frac{\Gamma(\phi \rightarrow \gamma \pi \eta)}{dm} = \frac{d\Gamma_{a_0}}{dm} + \frac{d\Gamma_{back}(m)}{dm} \pm \frac{d\Gamma_{int}(m)}{dm}, \quad (3)$$

where the mass spectrum for the signal is

$$\frac{d\Gamma_{a_0}}{dm} = \frac{2}{\pi} \frac{m^2 \Gamma(\phi \rightarrow \gamma a_0(m)) \Gamma(a_0(m) \rightarrow \pi \eta)}{|D_{a_0}(m)|^2} = \frac{2|g(m)|^2 p_{\pi\eta} (m_\phi^2 - m^2)}{3(4\pi)^3 m_\phi^3} \left| \frac{g_{a_0 K^+ K^-} g_{a_0 \pi \eta}}{D_{a_0}(m)} \right|^2. \quad (4)$$

Accordingly, the mass spectrum for the background process $e^+e^- \rightarrow \phi \rightarrow \pi^0 \rho \rightarrow \gamma \pi^0 \eta$ is

$$\frac{d\Gamma_{back}(m)}{dm} = \frac{(m_\phi^2 - m^2) p_{\pi\eta}}{128\pi^3 m_\phi^3} \int_{-1}^1 dx A_{back}(m, x) \quad (5)$$

where

$$\begin{aligned} A_{back}(m, x) &= \frac{1}{3} \sum |M_B|^2 = \\ &= \frac{1}{24} (m_\eta^4 m_\pi^4 + 2m^2 m_\eta^2 m_\pi^2 \tilde{m}_\rho^2 - 2m_\eta^4 m_\pi^2 \tilde{m}_\rho^2 - 2m_\eta^2 m_\pi^4 \tilde{m}_\rho^2 + \\ &2m^4 \tilde{m}_\rho^4 - 2m^2 m_\eta^2 \tilde{m}_\rho^4 + 2m_\eta^4 \tilde{m}_\rho^4 - 2m^2 m_\pi^2 \tilde{m}_\rho^4 + 4m_\eta^2 m_\pi^2 \tilde{m}_\rho^4 + m_\pi^4 \tilde{m}_\rho^4 + \\ &2m^2 \tilde{m}_\rho^6 - 2m_\eta^2 \tilde{m}_\rho^6 - 2m_\pi^2 \tilde{m}_\rho^6 + \tilde{m}_\rho^8 - 2m_\eta^4 m_\pi^2 m_\phi^2 - 2m^2 m_\eta^2 m_\phi^2 \tilde{m}_\rho^2 + \\ &2m_\eta^2 m_\pi^2 m_\phi^2 \tilde{m}_\rho^2 - 2m^2 m_\phi^2 \tilde{m}_\rho^4 + 2m_\eta^2 m_\phi^2 \tilde{m}_\rho^4 - 2m_\phi^2 \tilde{m}_\rho^6 + m_\eta^4 m_\phi^4 + m_\phi^4 \tilde{m}_\rho^4) \times \\ &\left| \frac{g_{\phi\rho\pi} g_{\rho\gamma}}{D_\rho(\tilde{m}_\rho)} \right|^2 \end{aligned} \quad (6)$$

and

$$\begin{aligned} \tilde{m}_\rho^2 &= m_\eta^2 + \frac{(m^2 + m_\eta^2 - m_\pi^2)(m_\phi^2 - m^2)}{2m^2} - \frac{(m_\phi^2 - m^2)x}{m} p_{\pi\eta} \\ p_{\pi\eta} &= \frac{\sqrt{(m^2 - (m_\eta - m_\pi)^2)(m^2 - (m_\eta + m_\pi)^2)}}{2m} \end{aligned} \quad (7)$$

The interference between the background process amplitude and the signal amplitude is written in the following way

$$\frac{d\Gamma_{int}(m)}{dm} = \frac{(m_\phi^2 - m^2) p_{\pi\eta}}{128\pi^3 m_\phi^3} \int_{-1}^1 dx A_{int}(m, x) \quad (8)$$

where

$$\begin{aligned} A_{int}(m, x) &= \frac{2}{3} \text{Re} \sum M_a M_B^* = \frac{1}{3} \left((m^2 - m_\phi^2) \tilde{m}_\rho^2 + \frac{m_\phi^2 (\tilde{m}_\rho^2 - m_\eta^2)^2}{m_\phi^2 - m^2} \right) \times \\ &\text{Re} \left\{ \frac{g(m) g_{a_0 K^+ K^-} g_{a_0 \pi \eta} g_{\phi\rho\pi} g_{\rho\eta\gamma}}{D_\rho^*(\tilde{m}_\rho) D_{a_0}(m)} \right\} \end{aligned} \quad (9)$$

The propagator of the a_0 meson $D_{a_0}(m)$ is presented in the papers [1,3]. The propagator of the ρ meson has the following expression

$$D_\rho(m) = m_\rho^2 - m^2 - im^2 \frac{g_{\rho\pi\pi}^2}{48\pi} \left(1 - \frac{4m_\pi^2}{m^2}\right)^{3/2} \quad (10)$$

We use the constant $g_{\phi K^+ K^-} = 4.68 \pm 0.05$ obtained from the decay $\phi \rightarrow K^+ K^-$ [18], and the constant $g_{\rho\eta\gamma} = 0.572 \pm 0.08 \text{ GeV}^{-1}$ obtained from the decay $\rho \rightarrow \eta\gamma$ [19], with the help of the following expressions

$$\Gamma(\phi \rightarrow K^+ K^-) = \frac{g_{\phi K^+ K^-}^2}{48\pi} m_\phi \left(1 - \frac{4m_K^2}{m_\phi^2}\right)^{3/2}, \quad \Gamma(\rho \rightarrow \eta\gamma) = \frac{g_{\rho\eta\gamma}^2}{96\pi m_\rho^3} (m_\rho^2 - m_\eta^2)^3 \quad (11)$$

The constant $g_{\phi\rho\pi} = 0.811 \pm 0.081 \text{ GeV}^{-1}$ we obtained using the data of the decay $\phi \rightarrow \rho\pi \rightarrow \pi^+ \pi^- \pi^0$ [18] with the help of the formulas from the paper [20].

FIGURES

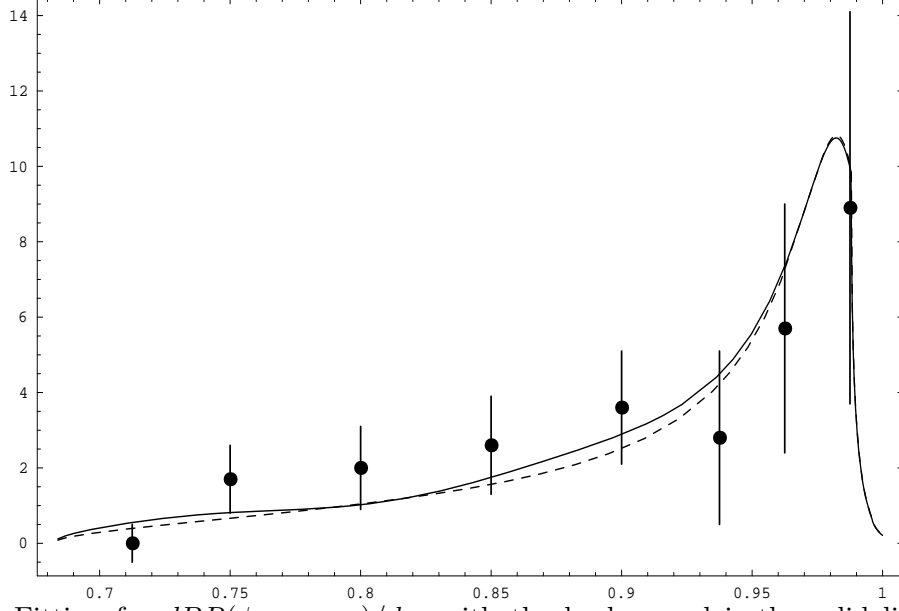


FIG. 1. Fitting for $dBR(\phi \rightarrow \gamma\pi\eta)/dm$ with the background is the solid line, the signal contribution is dashed line.

The fitting of the experimental data, taking into account the relation $g_{a_0\pi\eta} = 0.85g_{a_0K^+K^-}$ followed from the $q^2\bar{q}^2$ model [1], chooses the constructive interference and gives

$$\begin{aligned} m_{a_0} &= 985.51 \pm 0.8 \text{ MeV} \\ g_{a_0K^+K^-} &= 2.747 \pm 0.428 \text{ GeV}; \quad \frac{g_{a_0K^+K^-}^2}{4\pi} = 0.6 \pm 0.015 \text{ GeV}^2 \\ \chi^2/dof &= 3.1/6 \end{aligned} \tag{12}$$

The branching ratio taking into account the interference is $BR(\phi \rightarrow (\gamma a_0 + \pi^0 \rho) \rightarrow \gamma\pi\eta) = (0.79 \pm 0.2) \cdot 10^{-4}$, the branching ratio of the signal is $BR(\phi \rightarrow \gamma a_0 \rightarrow \gamma\pi\eta) = (0.75 \pm 0.2) \cdot 10^{-4}$ and the branching ratio of the background is $BR(\phi \rightarrow \rho^0 \pi^0 \rightarrow \gamma\pi^0 \eta) = 3.43 \cdot 10^{-6}$. So, the integral part of the interference is negligible. The influence of the interference on the mass spectrum of the $\pi\eta$ system is also negligible, see Fig.1.

The divergence of obtained parameters (12) from the parameters obtained in [9], which are $m_{a_0} = 994 \pm 33 \text{ MeV}$, $g_{a_0K^+K^-}^2/4\pi = 1.05 \pm_{0.25}^{0.36} \text{ GeV}^2$, is due to the fact that in [9] more refined fitting was performed considering the event distribution inside of the each bin. Notice that this divergence is less than two standard deviations.

Let us specially emphasize that obtained by us the value $g_{a_0K^+K^-}^2/4\pi = 0.6 \pm 0.015 \text{ GeV}^2$ on no account points to the possibility of the $K\bar{K}$ molecule description [2] of the a_0 meson. In the $K\bar{K}$ molecule model the imaginary part of the K^+K^- loop is dominant, the real part of the loop is suppressed by the wave function of the molecule [4], see also Conclusion. Due to this fact in the $K\bar{K}$ molecule model at the same coupling constant and mass $m_{a_0} = 985 \text{ MeV}$ we have $BR(\phi \rightarrow \gamma a_0 \rightarrow \gamma\pi\eta) \approx 1.5 \cdot 10^{-5}$ [4], which is almost by six times less than the experimental value $BR(\phi \rightarrow \gamma\pi\eta) = (0.88 \pm 0.14 \pm 0.09) \cdot 10^{-4}$ [9]. The divergence is five standard deviations! Besides, in the case of molecule the bump in the spectrum of the $\pi\eta$ system is much narrower than experimentally observed, [4], see also Conclusion.

III. INTERFERENCE BETWEEN THE REACTIONS $e^+e^- \rightarrow \gamma f_0 \rightarrow \gamma \pi^0 \pi^0$ AND $e^+e^- \rightarrow \phi \rightarrow \pi^0 \rho \rightarrow \gamma \pi^0 \pi^0$

Analyzing the decays $\phi \rightarrow \gamma f_0 \rightarrow \gamma \pi^0 \pi^0$ one should take into account the mixing of the f_0 meson with the isosinglet scalar states. The whole formalism of mixing two scalar f_0 and σ mesons was considered in the paper [3]. In this paper we consider only expressions in regard to the interference with the background reactions.

As it was shown in [1,3], the dominant background is the $e^+e^- \rightarrow \phi \rightarrow \pi^0 \rho \rightarrow \gamma \pi^0 \pi^0$ reaction. The amplitude of the reaction $e^+e^- \rightarrow \rho \rightarrow \pi^0 \omega \rightarrow \gamma \pi^0 \pi^0$ is much less than the amplitude of the reaction $e^+e^- \rightarrow \phi \rightarrow \pi^0 \rho \rightarrow \gamma \pi^0 \pi^0$. In other turn, the amplitude of the reaction $e^+e^- \rightarrow \omega \rightarrow \pi^0 \rho \rightarrow \gamma \pi^0 \pi^0$ is much less than the amplitude of the $e^+e^- \rightarrow \rho \rightarrow \pi^0 \omega \rightarrow \gamma \pi^0 \pi^0$ reaction.

The amplitude of the background decay $\phi(p) \rightarrow \pi^0 \rho \rightarrow \gamma(q) \pi^0(k_1) \pi^0(k_2)$ is written in the following way

$$M_{back} = g_{\rho\pi^0\phi} g_{\rho\pi^0\gamma} \phi_\alpha p_\nu \epsilon_\delta q_\epsilon \epsilon_{\alpha\beta\mu\nu} \epsilon_{\beta\delta\omega\epsilon} \left(\frac{k_{1\mu} k_{2\omega}}{D_\rho(q+k_2)} + \frac{k_{2\mu} k_{1\omega}}{D_\rho(q+k_1)} \right). \quad (13)$$

The amplitude of the signal $\phi \rightarrow \gamma(f_0 + \sigma) \rightarrow \gamma \pi^0 \pi^0$ takes into account the mixing of the f_0 and σ mesons, see [3],

$$M_{f_0} = g(m) e^{i\delta_B} \left((\phi\epsilon) - \frac{(\phi q)(\epsilon p)}{(pq)} \right) \left(\sum_{R,R'} g_{RK^+K^-} G_{RR'}^{-1} g_{R'\pi^0\pi^0} \right) \quad (14)$$

where $R, R' = f_0, \sigma$. The matrix of propagators is defined in [3]. The phase of the signal amplitude is formed by the phase of the triangle diagram ($\phi \rightarrow K^+ K^- + \gamma R$) and by the phase of the $\pi\pi$ scattering which in its turn is defined by the phase of the $f_0 - \sigma$ complex, and by the phase of the elastic background of the $\pi\pi$ scattering δ_B , see details in [6,3,13].

The mass spectrum of process is

$$\frac{\Gamma(\phi \rightarrow \gamma \pi^0 \pi^0)}{dm} = \frac{d\Gamma_{f_0}}{dm} + \frac{d\Gamma_{back}(m)}{dm} \pm \frac{d\Gamma_{int}(m)}{dm}, \quad (15)$$

where the mass spectrum of the signal has the form

$$\frac{d\Gamma_{f_0}}{dm} = \frac{|g(m)|^2 \sqrt{m^2 - 4m_\pi^2} (m_\phi^2 - m^2)}{3(4\pi)^3 m_\phi^3} \left| \sum_{R,R'} g_{RK^+K^-} G_{RR'}^{-1} g_{R'\pi^0\pi^0} \right|^2. \quad (16)$$

The mass spectrum for the background process $e^+e^- \rightarrow \phi \rightarrow \pi^0 \rho \rightarrow \gamma \pi^0 \pi^0$ is

$$\frac{d\Gamma_{back}(m)}{dm} = \frac{1}{2} \frac{(m_\phi^2 - m^2) \sqrt{m^2 - 4m_\pi^2}}{256\pi^3 m_\phi^3} \int_{-1}^1 dx A_{back}(m, x) \quad (17)$$

where

$$\begin{aligned}
A_{back}(m, x) &= \frac{1}{3} \sum |M_{back}|^2 = \\
&= \frac{1}{24} g_{\phi\rho\pi}^2 g_{\rho\pi\gamma}^2 \{ (m_\pi^8 + 2m^2 m_\pi^4 \tilde{m}_\rho^2 - 4m_\pi^6 \tilde{m}_\rho^2 + 2m^4 \tilde{m}_\rho^4 - \\
&4m^2 m_\pi^2 \tilde{m}_\rho^4 + 6m_\pi^4 \tilde{m}_\rho^4 + 2m^2 \tilde{m}_\rho^6 - 4m_\pi^2 \tilde{m}_\rho^6 + \tilde{m}_\rho^8 - 2m_\pi^6 m_\phi^2 - \\
&2m^2 m_\pi^2 \tilde{m}_\rho^2 m_\phi^2 + 2m_\pi^4 \tilde{m}_\rho^2 m_\phi^2 - 2m^2 \tilde{m}_\rho^4 m_\phi^2 + 2m_\pi^2 \tilde{m}_\rho^4 m_\phi^2 - 2\tilde{m}_\rho^6 m_\phi^2 + \\
&m_\pi^4 m_\phi^4 + \tilde{m}_\rho^4 m_\phi^4) (\frac{1}{|D_\rho(m_\rho)|^2} + \frac{1}{|D_\rho(m_\rho^*)|^2}) + (m_\phi^2 - m^2)(m^2 - \\
&2m_\pi^2 + 2\tilde{m}_\rho^2 - m_\phi^2)(2m^2 m_\pi^2 + 2m_\pi^2 m_\phi^2 - m^4) \frac{1}{|D_\rho(m_\rho^*)|^2} + \\
&2Re(\frac{1}{D_\rho(m_\rho) D_\rho^*(m_\rho^*)}) (m_\pi^8 - m_\pi^6 \tilde{m}_\rho^2 + 2m^4 m_\pi^2 \tilde{m}_\rho^2 + \\
&2m^2 m_\pi^4 \tilde{m}_\rho^2 - 4m_\pi^6 \tilde{m}_\rho^2 - 4m^2 m_\pi^2 \tilde{m}_\rho^4 + 6m_\pi^4 \tilde{m}_\rho^4 + \\
&2m^2 \tilde{m}_\rho^6 - 4m_\pi^2 \tilde{m}_\rho^6 + \tilde{m}_\rho^8 + m^2 m_\pi^4 m_\phi^2 - 2m_\pi^6 m_\phi^2 + 2m^4 \tilde{m}_\rho^2 m_\phi^2 - \\
&4m^2 m_\pi^2 \tilde{m}_\rho^2 m_\phi^2 + 2m_\pi^4 \tilde{m}_\rho^2 m_\phi^2 - m^2 \tilde{m}_\rho^4 m_\phi^2 + 2m_\pi^2 \tilde{m}_\rho^4 m_\phi^2 - 2\tilde{m}_\rho^6 m_\phi^2 - \\
&m_\pi^4 m_\phi^4 - m^2 \tilde{m}_\rho^2 m_\phi^4 + 2m_\pi^2 \tilde{m}_\rho^2 m_\phi^4 + \tilde{m}_\rho^4 m_\phi^4) \} \quad (18)
\end{aligned}$$

and

$$\begin{aligned}
\tilde{m}_\rho^2 &= m_\pi^2 + \frac{(m_\phi^2 - m^2)}{2} (1 - x \sqrt{1 - \frac{4m_\pi^2}{m^2}}) \\
\tilde{m}_\rho^{*2} &= m_\phi^2 + 2m_\pi^2 - m^2 - \tilde{m}_\rho^2 \quad (19)
\end{aligned}$$

The interference between the amplitudes of the background process and the signal has the form

$$\frac{d\Gamma_{int}(m)}{dm} = \frac{1}{\sqrt{2}} \frac{\sqrt{m^2 - 4m_\pi^2}}{256\pi^3 m_\phi^3} \int_{-1}^1 dx A_{int}(m, x) \quad (20)$$

where

$$\begin{aligned}
A_{int}(m, x) &= \frac{2}{3} Re \sum M_f M_{back}^* = \\
&\frac{1}{3} Re \{ g(m) e^{\delta_b} g_{\phi\rho\pi} g_{\rho\pi^0\gamma} (\sum_{R, R'} g_{RK^+K^-} G_{RR'}^{-1} g_{R'\pi^0\pi^0}) (\frac{((\tilde{m}_\rho^2 - m_\pi^2)^2 m_\phi^2 - (m_\phi^2 - m^2)^2 \tilde{m}_\rho^2)}{D_\rho^*(\tilde{m}_\rho)} + \\
&\frac{((\tilde{m}_\rho^{*2} - m_\pi^2)^2 m_\phi^2 - (m_\phi^2 - m^2)^2 \tilde{m}_\rho^{*2})}{D_\rho^*(\tilde{m}_\rho^*)}) \} \quad (21)
\end{aligned}$$

The factor 1/2 in (17) and the factor 1/√2 in (20) take into account the identity of pions. In (16) the identity of pions is taken into account by definition of the constant $g_{R\pi^0\pi^0} = g_{R\pi^+\pi^-}/\sqrt{2}$. For the fitting of experimental data we use the model of the $\pi\pi$ scattering considered in [3]. The phase of the elastic background of the $\pi\pi$ scattering is taken in the form $\delta_B = b\sqrt{m^2 - 4m_\pi^2}$. We fit simultaneously the phase of the $\pi\pi$ scattering and the experimental data on the decay $\phi \rightarrow \gamma\pi^0\pi^0$.

The fit of the experimental data [10], obtained using the total statistics of SND detector, and the data of the $\pi\pi$ scattering phase [21–25], taking the value $g_{\rho\pi^0\gamma} = 0.295 \pm 0.037 \text{ GeV}^{-1}$ obtained from the data of the $\rho \rightarrow \pi^0\gamma$ decay with the help of the following expression

$$\Gamma(\rho \rightarrow \pi^0\gamma) = \frac{g_{\rho\pi^0\gamma}^2}{96\pi m_\rho^3} (m_\rho^2 - m_\pi^2)^3, \quad (22)$$

gives the constructive interference and the following parameters

$$\begin{aligned} g_{f_0 K^+ K^-} &= 4.021 \pm 0.011 \text{ GeV}, \quad g_{f_0 \pi^0 \pi^0} = 1.494 \pm 0.021 \text{ GeV}, \quad m_{f_0} = 0.996 \pm 0.0013 \text{ GeV}, \\ g_{\sigma K^+ K^-} &= 0, \quad g_{\sigma \pi^0 \pi^0} = 2.58 \pm 0.02 \text{ GeV}, \quad m_\sigma = 1.505 \pm 0.012 \text{ GeV}, \\ b &= 75 \pm 2.1 (1^\circ/\text{GeV}), \quad C = 0.622 \pm 0.04 \text{ GeV}^2, \quad g_{f_0 K^+ K^-}^2/4\pi = 1.29 \pm 0.017 \text{ GeV}^2. \end{aligned} \quad (23)$$

The constant C takes into account effectively the contribution of multiparticle intermediate states in the $f_0 \leftrightarrow \sigma$ transition in $G_{RR'}$ matrix, see [3], and incorporates the subtraction constant for the $R \rightarrow (0^- 0^-) \rightarrow R'$ transition. We treat this constant as a free parameter.

The branching ratio with interference $BR(\phi \rightarrow (\gamma f_0 + \pi^0 \rho) \rightarrow \gamma \pi^0 \pi^0) = (1.26 \pm 0.29) \cdot 10^{-4}$, the branching ratio of the signal $BR(\phi \rightarrow \gamma f_0 \rightarrow \gamma \pi^0 \pi^0) = (1.01 \pm 0.23) \cdot 10^{-4}$, the branching ratio of the background $BR(\phi \rightarrow \rho^0 \pi^0 \rightarrow \gamma \pi^0 \pi^0) = 0.18 \cdot 10^{-4}$. The fitting results are shown in the Fig.2 and Fig.3. Note, for our aims the phase in the region $m_{\pi\pi} < 1.1 \text{ GeV}$ is important.

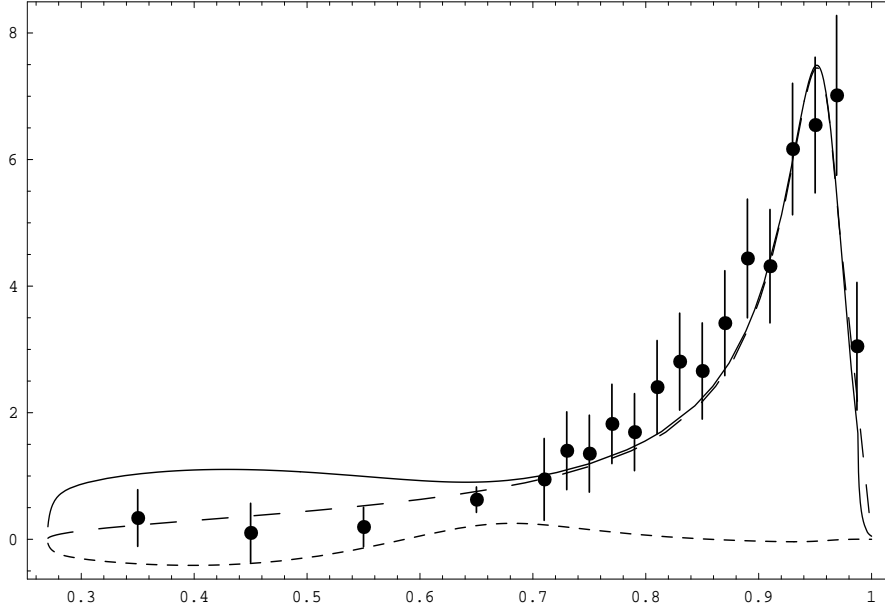


FIG. 2. Fitting for $dBR(\phi \rightarrow \gamma \pi^0 \pi^0)/dm$ with the background is the solid line, the signal contribution is dashed line. The dotted line is the interference term. The data of the SND detector.

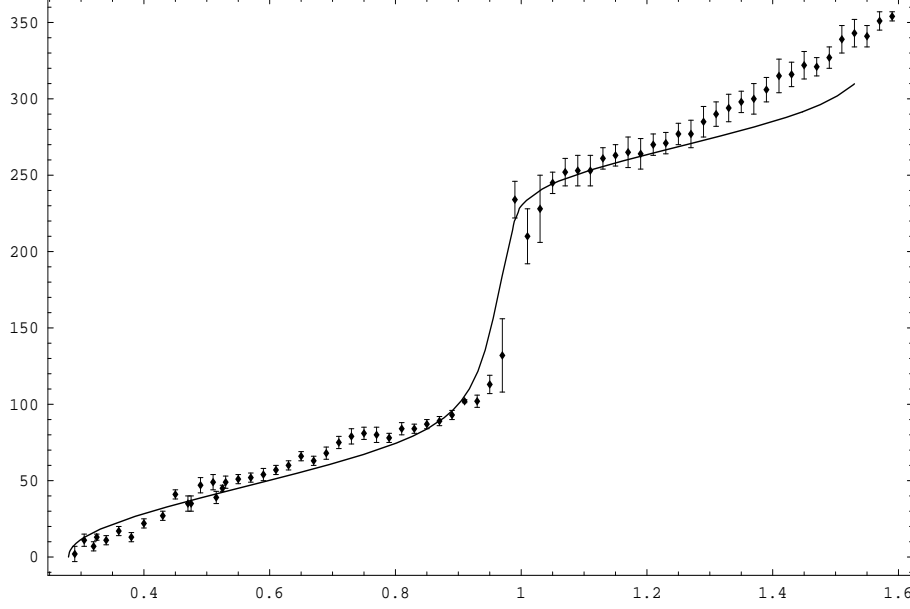


FIG. 3. Fitting for the phase δ_0^0 of the $\pi\pi$ scattering.

The authors in the paper [10] fit the data taking into account the background reaction $\phi \rightarrow \rho^0 \pi^0 \rightarrow \gamma \pi^0 \pi^0$. The parameters found [10] are $m_{f_0} = 0.9698 \pm 0.0045$, $g_{f_0 K^+ K^-}^2 / 4\pi = 2.47 \pm_{0.51}^{0.73} \text{ GeV}^2$, $g_{f_0 \pi^+ \pi^-}^2 / 4\pi = 0.54 \pm_{0.08}^{0.09} \text{ GeV}^2$. They are different from the parameters found in our fitting. The difference is due to the fact that we perform the simultaneous fitting of the data on the decay $\phi \rightarrow \gamma \pi^0 \pi^0$ and the data on the S-wave phase of the $\pi\pi$ scattering, taking into account the mixing of the f_0 and σ mesons.

Besides, in the paper [10] the interference between the background and signal is found from the fitting meanwhile in our paper the interference is calculated. The branching ratio of the background $BR(\phi \rightarrow \rho^0 \pi^0 \rightarrow \gamma \pi^0 \pi^0) = 0.12 \cdot 10^{-4}$ used in [10] is taken from the paper [17] in which the constant $g_{\rho^0 \pi^0 \gamma}$ is less by 25% than followed from the experiment. In our paper the background is calculated on the basis of experiment and accordingly larger, $BR(\phi \rightarrow \rho^0 \pi^0 \rightarrow \gamma \pi^0 \pi^0) = 0.18 \cdot 10^{-4}$. Note, that in [10] in contrast to us the fitting is performed taking into account the event distribution inside of each bin.

The fitting of the experimental data of the CMD-2 detector [11] and the data of the $\pi\pi$ scattering phase [21–25] gives the constructive interference and the following parameters

$$\begin{aligned} g_{f_0 K^+ K^-} &= 3.874 \pm 0.17 \text{ GeV}, \quad g_{f_0 \pi^0 \pi^0} = 0.536 \pm 0.03 \text{ GeV}, \quad m_{f_0} = 1.0019 \pm 0.002 \text{ GeV}, \\ g_{\sigma K^+ K^-} &= 0, \quad g_{\sigma \pi^0 \pi^0} = 2.61 \pm 0.1 \text{ GeV}, \quad m_{\sigma} = 1.585 \pm 0.015 \text{ GeV}, \\ b &= 70.7 \pm 2.0 (1^\circ/\text{GeV}), \quad C = -0.593 \pm 0.06 \text{ GeV}^2, \quad g_{f_0 K^+ K^-}^2 / 4\pi = 1.19 \pm 0.03 \text{ GeV}^2. \end{aligned} \quad (24)$$

The branching ratio with interference $BR(\phi \rightarrow (\gamma f_0 + \pi^0 \rho) \rightarrow \gamma \pi^0 \pi^0) = (0.98 \pm 0.21) \cdot 10^{-4}$, the branching ratio of the signal $BR(\phi \rightarrow \gamma f_0 \rightarrow \gamma \pi^0 \pi^0) = (0.74 \pm 0.2) \cdot 10^{-4}$, the branching ratio of the background $BR(\phi \rightarrow \rho^0 \pi^0 \rightarrow \gamma \pi^0 \pi^0) = 0.18 \cdot 10^{-4}$. The fitting results are shown in the Fig.4 and Fig.5.

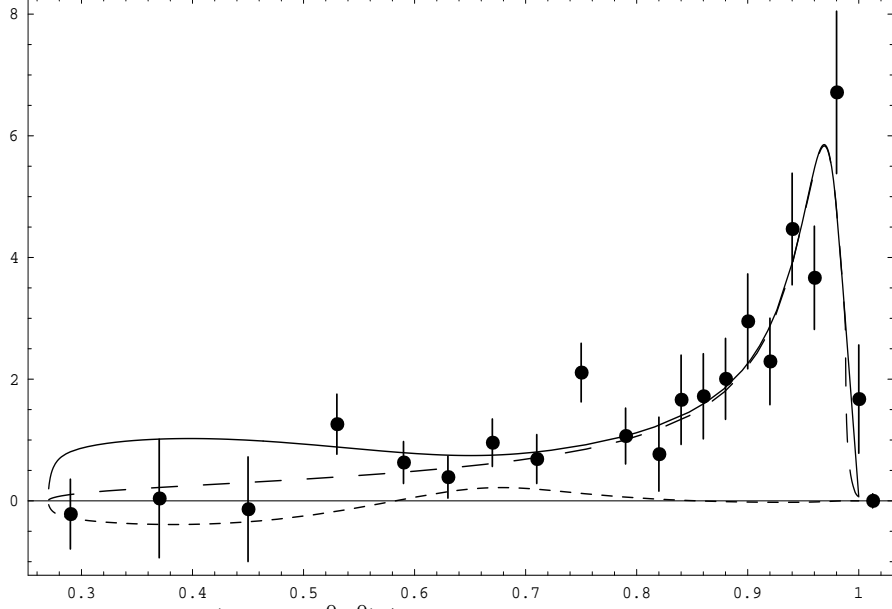


FIG. 4. Fitting for $dBR(\phi \rightarrow \gamma\pi^0\pi^0)/dm$ with the background is the solid line, the signal contribution is the dashed line. The dotted line is the interference term. The data of the CMD-2 detector.

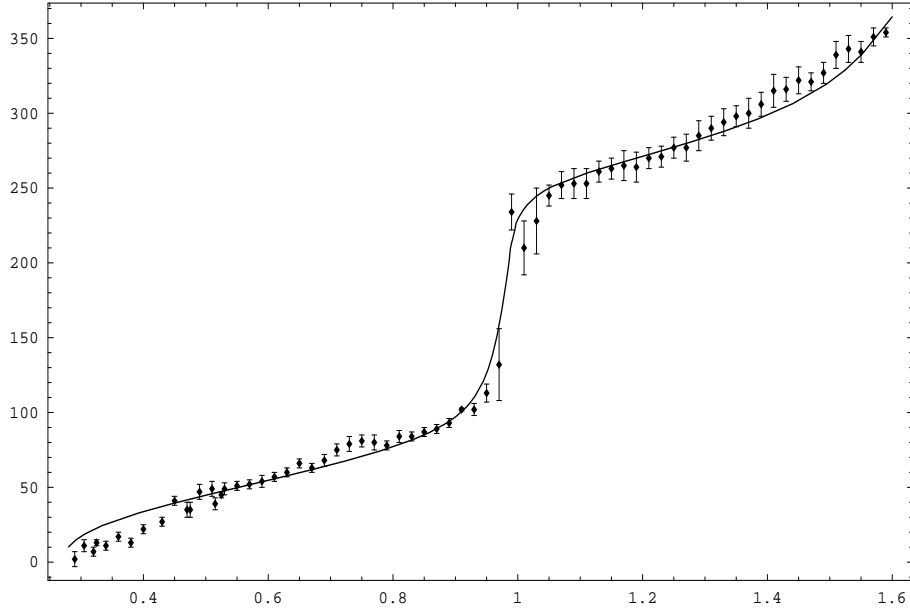


FIG. 5. Fitting for the phase δ_0^0 of the $\pi\pi$ scattering.

The parameters found in [11], which are $m_{f_0} = 0.969 \pm 0.005$, $g_{f_0 K^+ K^-}^2/4\pi = 1.49 \pm 0.36 \text{ GeV}^2$, $g_{f_0 \pi^+ \pi^-}^2/4\pi = 0.4 \pm 0.06 \text{ GeV}^2$, are different from the parameters found in our fitting. The difference is due to the fact that we perform the simultaneous fitting of the data on the decay $\phi \rightarrow \gamma\pi^0\pi^0$ and the data on the S-wave phase of the $\pi\pi$ scattering, taking into account the mixing of the f_0 and σ mesons and taking into account the background reaction $\phi \rightarrow \rho^0\pi^0 \rightarrow \gamma\pi^0\pi^0$.

One can see from Fig.4 and Fig.2 that the influence of the background process on the

spectrum of the $\phi \rightarrow \gamma\pi^0\pi^0$ decay is negligible in the wide region of the $\pi^0\pi^0$ system invariant mass, $m_{\pi\pi} > 670$ MeV, or when photon energy less than 300 MeV.

Meantime, the divergence with the experimental data is observed in the region $m_{\pi\pi} < 670$ MeV. We suppose this divergence is due to the fact that in the experimental processing of the $e^+e^- \rightarrow \gamma\pi^0\pi^0$ events the background events $e^+e^- \rightarrow \omega\pi^0 \rightarrow \gamma\pi^0\pi^0$ are excluded with the help of the invariant mass cutting and simulation, in so doing the part of the $e^+e^- \rightarrow \phi \rightarrow \rho\pi^0 \rightarrow \gamma\pi^0\pi^0$ events are excluded as well.

IV. CONCLUSION.

The experimental data tell not only in favor of the four-quark model but in favor of the dynamical model suggested in [1], in which the discussed decays proceed through the kaon loop $\phi \rightarrow K^+K^- \rightarrow \gamma f_0(a_0)$.

Indeed, according to the gauge invariance condition the transition amplitude $\phi \rightarrow \gamma f_0(a_0)$ is proportional to the electromagnetic tensor $F_{\mu\nu}$ (in our case to the electric field) and it means that in the soft photon region the function $g(m)$ in (2) and (14) is proportional to the energy of photon $\omega = (m_\phi^2 - m^2)/2m_\phi$. To describe the experimental spectra the function $|g(m)|^2$ should be smooth (almost constant) in the range $m \leq 0.99$ GeV. Stopping the function ω^2 at $\omega_0 = 30$ MeV using the form-factor of the form $1/(1 + R^2\omega^2)$ requires $R \approx 100$ GeV⁻¹. It seems to be incredible to explain the formation of such a huge radius in hadron physics. Based on the large by hadron physics standard $R \approx 10$ GeV⁻¹, one can obtain an effective maximum of the mass spectra under discussion only near 900 MeV. Whereas the K^+K^- loop gives the natural description to this threshold effect, see Fig.6.

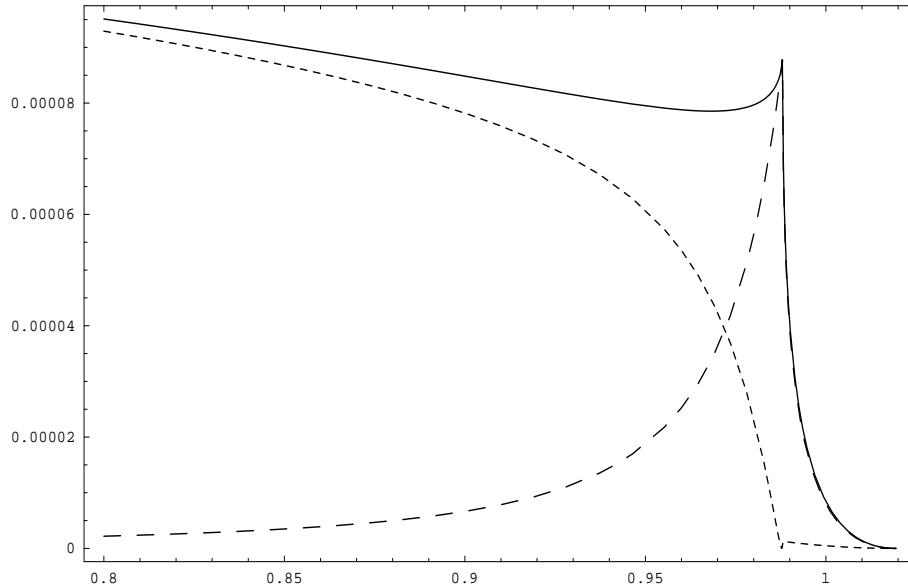


FIG. 6. The function $|g(m)|^2$ is drawn by solid line. The contribution of the imaginary part is drawn by dashed line. The contribution of the real part is drawn by dotted line.

To demonstrate the threshold character of this effect we present the Fig.7 in which the function $|g(m)|^2$ is shown in the case of the K^+ meson mass is 25 MeV less. One can see

that in the region 950-1020 MeV the function $|g(m)|^2$ is suppressed by the ω^2 low. In the mass spectrum this suppression is increased by one more ω , see Eqs. (4) and (16), so that we cannot see the resonance in the region 980-995 MeV. The maximum in the spectrum is effectively shifted to the region 935-950 MeV. In truth this means that the $a_0(980)$ and $f_0(980)$ resonances are seen in the radiative decays of the ϕ meson owing to the K^+K^- intermediate state, otherwise the maxima in the spectra would be shifted to 900 MeV.

It is worth noting that the K^+K^- loop model is practically accepted by theorists, compare, for example, [26] with [27], true there is exception [28].

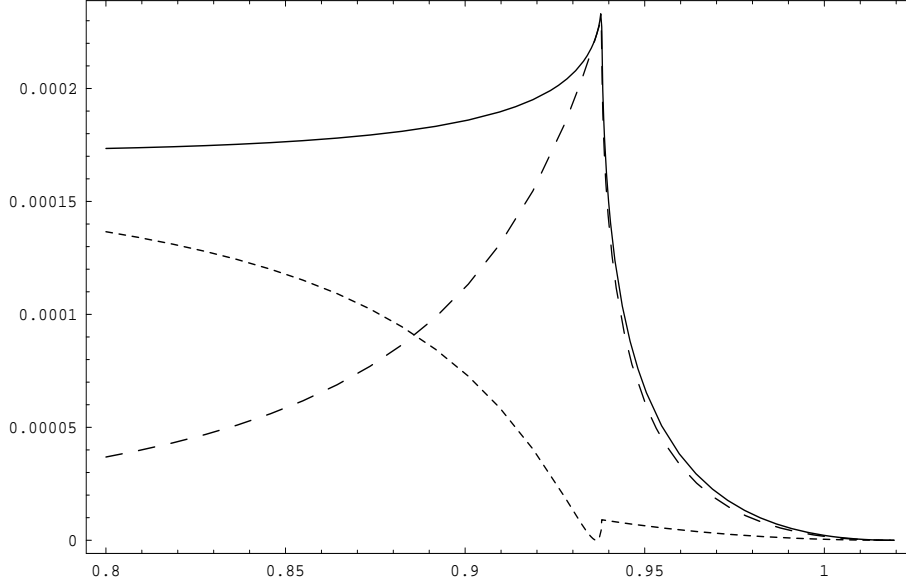


FIG. 7. The function $|g(m)|^2$ for $m_K = 469$ MeV is drawn by solid line. The contribution of the imaginary is drawn by dashed line. The contribution of the real part is drawn by dotted line.

It was noted already in paper [1] that the imaginary part of the K^+K^- loop is calculated practically in model independent way making use the constant $g_{\phi K^+K^-}$, $g_{a_0(f_0)K^+K^-}$ due to the Low's theorem [29] for the photons with energy $\omega < 100$ MeV which is soft by strong interaction standard. In the same paper it was noted that the real part of the loop (with accuracy up to 20% in the width of the $\phi \rightarrow \gamma f_0(a_0)$ decay) is practically not different for the point-like particle and the compact hadron with form-factor which has the cutting radius in the momentum space about the mass of the ρ meson ($m_\rho = 0.77$ GeV). In contrast to the four-quark state which is the compact hadron [12], the bounded $K\bar{K}$ state is the extended state with the spatial radius $R \sim 1/\sqrt{m_K\epsilon}$, where ϵ is the bounding energy. Corresponding form-factor in the momentum space has the radius of the order of $\sqrt{m_K\epsilon} \approx 100$ MeV for $\epsilon = 20$ MeV, [30]. More detailed calculation [2] gives for the radius in the momentum space the value $p_0 = 140$ MeV. As a result, the real part of the loop of the bounded state is negligible [4]. It leads to the branching ratio much less than the experimental one as it was noted above. Besides, the spectrum is much narrower in the $K\bar{K}$ molecule case that contradicts to the experiment, see the behavior of the imaginary part contribution in Fig.6 and in corresponding figures in [4].

Of course, the two-quark state is as compact as four-quark one. The question arises, why is the branching ratio in the two-quark model suppressed in comparison with the branching

ratio in the four-quark model? There are two reasons. First, the coupling constant of two-quark states with $K\bar{K}$ channel is noticeably less [3,13] and, second, there is the Okubo-Zweig-Iizuka (OZI) rule that is more important really.

If isovector $a_0(980)$ meson is the two-quark state it has no strange quarks. Hence [1,3,15], the decay $\phi \rightarrow \gamma a_0$ should be suppressed according to the OZI rule. On the intermediate state level the OZI rule is formulated as compensation of the different intermediate states [31–33]. In our case these states are $K\bar{K}$, $K\bar{K}^* + \bar{K}K^*$, $K^*\bar{K}^*$ and so on. Since, due to the kinematical reason, the real intermediate state is the only K^+K^- one, the compensation in the imaginary part is impossible and it destroys the OZI rule. The compensation should be in the real part of the amplitude only. As a result, the decay in two-quark model is mainly due to the imaginary part of the amplitude and is much less intensive than in four-quark model [1,3].

As regards to the isoscalar $f_0(980)$ state there are two possibilities in the two-quark model. If the $f_0(980)$ meson does not contain the strange quarks the all above mentioned arguments about suppression of the decay $\phi \rightarrow \gamma a_0$ are also valid for the $\phi \rightarrow \gamma f_0$ decay. Generally speaking, there could be the strong OZI violation for the isoscalar $q\bar{q}$ states (mixing of the $u\bar{u}$, $d\bar{d}$ and $s\bar{s}$ states) with regard to the strong mixing of the quark and gluon degree of freedom which is due to the nonperturbative effects of QCD [34]. But, the almost exact degeneration of the masses of the isoscalar $f_0(980)$ and isovector $a_0(980)$ mesons excludes such a possibility. Note also, the experiment points directly to the weak coupling of the $f_0(980)$ meson with gluons $B(J/\psi \rightarrow \gamma f_0 \rightarrow \gamma \pi \pi) < 1.4 \cdot 10^{-5}$ [35].

If the $f_0(980)$ meson is close to the $s\bar{s}$ state [15,36] there is no suppression due to the OZI rule. Nevertheless, if the $a_0(980)$ meson and $f_0(980)$ meson are the members of the same multiplet the $\phi \rightarrow \gamma f_0$ branching ratio, $BR(\phi \rightarrow \gamma \pi^0 \pi^0) = (1/3)BR(\phi \rightarrow \gamma \pi \pi) \approx 1.8 \cdot 10^{-5}$, is significantly less than in the four-quark model due to the relation between the coupling constant with $K\bar{K}$, $\pi\eta$ and $K\bar{K}$, $\pi\pi$ channels inherited in the two-quark model, see [1,3].

Only in the case when the nature of the $f_0(980)$ meson is no way related to the nature of the $a_0(980)$ meson (which, for example, is the four-quark state) the branching ratio experimentally observed $\phi \rightarrow \gamma f_0$ could be explained by $s\bar{s}$ nature of the $f_0(980)$ meson. But, from the theoretical point of view such a possibility seems awful [15].

V. ACKNOWLEDGEMENT

We gratefully acknowledge discussions with V.P. Druzhinin, Z.K. Silagadze and G.N. Shestakov. This work was supported in part by INTAS-RFBR, grant IR-97-232.

REFERENCES

- [1] N.N. Achasov, V.N. Ivanchenko, Nucl. Phys. B315, 465 (1989).
- [2] F.E. Close, N. Isgur and S. Kumano, Nucl. Phys. B389, 513 (1993).
- [3] N.N. Achasov, V.V. Gubin, Phys. Rev. D 56, 4084 (1997).
- [4] N.N. Achasov, V.V. Gubin, V.I. Shevchenko, Phys. Rev. D 56, 203 (1997).
- [5] J.L. Lucio, M. Napsuciale, Contribution to 3rd Workshop on Physics and Detectors for DAPHNE (DAPHNE 99), Frascati, Italy, 16-19 Nov 1999. hep-ph/0001136.
- [6] N.N. Achasov, V.V. Gubin, Phys. Rev. D 57, 1987 (1998).
- [7] M.N. Achasov et al., Phys. Lett. B438, 441 (1998).
- [8] M.N. Achasov et al., Phys. Lett. B440, 442 (1998), hep-ex/9807016.
- [9] M.N. Achasov et al., Phys. Lett. B479, 53 (2000), hep-ex/0003031
- [10] M.N. Achasov et al., Phys. Lett. B485, 349 (2000), hep-ex/0005017
- [11] R.R. Akhmetshin et al., Phys. Lett. B462, 380 (1999).
- [12] R.L. Jaffe, Phys. Rev. D15, 267, 281 (1977).
- [13] N.N. Achasov, S.A. Devyanin and G.N. Shestakov, Usp. Fiz. Nauk. 142, 361 (1984) [Sov. Phys. Usp. 27, 161 (1984)].
- [14] N.N. Achasov, G.N. Shestakov, Usp. Fiz. Nauk. 161, 53 (1991) [Sov. Phys. Usp. 347, 471 (1991)].
- [15] N.N. Achasov, Usp. Fiz. Nauk. 168, 1257 (1998) [Phys. Usp. 41, 1149 (1998)]; hep-ph/9904223; Nucl. Phys. A 675, 279c (2000).
- [16] O. Black, A. Fariborz, F. Sannino, J. Schechter, Phys.Rev. D 59, 074026 (1999)
- [17] A. Bramon, A. Grau, G. Pancheri, Phys.Lett. B 289, 97 (1992).
A. Bramon, A. Grau, G. Pancheri, Phys.Lett. B 283,416 (1992).
- [18] Particle Data Group, Eur. Phys. J. C 15, 1 (2000).
- [19] S.I. Dolinsky et al., Z. Phys. C42, 511 (1989).
- [20] N.N. Achasov et al., Int. J. Mod. Phys. A7, 3187 (1992).
- [21] B. Hyams et al., Nucl. Phys. B64, 134 (1973).
- [22] P. Estabrooks and A.D. Martin, Nucl. Phys. B79, 301 (1974).
- [23] A.D. Martin, E.N. Ozmutlu, E.J. Squires, Nucl. Phys. B121, 514 (1977).
- [24] V. Srinivasan et al., Phys. Rev. D12, 681 (1975).
- [25] L. Rosset et al., Phys. Rev. D15, 574 (1977).
- [26] E. Marco, S. Hirenzaki, E. Oset, and H. Toki, Phys. Lett. B470, 20 (1999).
- [27] A. Bramon et al., hep-ph/0008188.
- [28] A.V. Anisovich, V.V. Anisovich, and V.A. Nikonov, hep-ph/0011191.
The authors of this paper use the amplitude of the $\phi \rightarrow \gamma(f_0 + \text{background}) \rightarrow \gamma\pi^0\pi^0$ decay which does not vanish when $\omega \rightarrow 0$, i.e. which does not satisfy the gauge invariance condition. This amplitude is not adequate to the physical problem since the mass spectrum under discussion should have the behavior ω^3 at $\omega \rightarrow 0$ and not ω as in hep-ph/0011191. With the same result one can study the electromagnetic form-factor of the π meson in the $e^+e^- \rightarrow \pi^+\pi^-$ reaction near the threshold considering that the cross-section of the process is proportional to the momentum of the π meson while it is proportional to the momentum in the third power.
- [29] F.E. Low, Phys. Rev. 110, 574 (1958).
- [30] Unfortunately, in the interesting paper V.E. Markushin, Eur. Phys.J., A8, 389 (2000)

the potential in the momentum space was taken as the momentum distribution in the molecule instead of the wave function in the momentum space. But the momentum distribution radius of the potential is 5-8 times as large as the one of the wave function, that was the reason for the misleading conclusion on the possibility to explain Novosibirsk's results in the molecule case.

- [31] H. Lipkin, Nucl. Phys. B 291, 720 (1987).
- [32] P. Geiger and N. Isgur, Phys. Rev. D 44, 799 (1991).
- [33] N.N. Achasov and A.A. Kozhevnikov, Phys. Rev. D 49, 27 (1994).
- [34] A.I. Vainshtein, V.I. Zakharov, V.A. Novikov, M.A. Shifman, Yadra 13, 542 (1982) [Sov. J. Part. Nucl., 13, 224 (1982)].
- [35] G. Eigen, Proc. of the XXIV Int. Conf. on High Energy Phys., Munich, August 4-10, 1988 (Eds. R. Kotthaus and J.H. Kuhn) Session 4(Berlin: Springer-Verlag, 1988) p. 590.
- [36] N.A. Törnqvist, Z. Phys. C 68, 647 (1995).