

Left Hand Singularities, Hadron Form Factors and the Properties of the σ Meson

ZHIGUANG XIAO AND H. Q. ZHENG

Department of Physics, Peking University, Beijing 100871, P. R. China

Abstract

By applying analyticity and single channel unitarity we derive a new formula which is very useful to analyze the role of the left-hand singularities in hadron form factors and in the determination of the resonance parameters. Chiral perturbation theory is used to estimate the left-hand cut effects in $\pi\pi$ scattering processes. We find that in the $IJ = 11$ channel the left-hand cut effect is negligible and in the $IJ = 20$ channel the phase shift is dominated by the left-hand cut effect. In the $IJ = 00$ channel the left-hand cut contribution to the phase shift is in the direction opposite to the experimental data and therefore it extrudes the necessity of the existence of the σ resonance. Both the mass and the width of the σ resonance are found to be around 550MeV.

PACS numbers: 11.55.Bq, 14.40.Cs, 12.39.Fe

Key words: dispersion relation, left-hand cut, σ meson, chiral perturbation theory

1 Introduction

The dynamical origin of the lightest scalar meson is a subject of long lasting debates and controversies that were reflected in the name $f_0(400 - 1200)$ given to it in latest PDG publication [1, 2]. There is a growing number of studies claiming that the $\pi\pi$ scattering phase in the scalar-isoscalar channel $J^{PC} = 0^{++}$ $I = 0$ which rises steadily between the $\pi\pi$ threshold and the $f_0(980)$ region is supported by a broad resonance known as the sigma meson. The present situation is demonstrated in Fig.1 showing the position of the σ pole in the complex mass plane found in different analysis [3, 4, 5, 6, 7, 8, 9, 10, 11, 12, 13, 14] (only an incomplete list).

However, owing to the strong interaction nature, it is difficult to discuss the dynamics in the $IJ = 00$ channel without heavily relying on different models and approximations. For example, in most applications of the K matrix approach the dynamical effects of the left-hand cut (*l.h.c.*) are approximated by background polynomials. Strictly speaking, such an approximation violates analyticity and crossing symmetry which raised doubt in the recent literature.

The goal of this paper is to elucidate the role of the left-hand singularities in the determination of the position of the σ meson and in the properties of the pion scalar form factor. Our philosophy in this paper is to start strictly from first principles and to reduce model dependence as much as possible. Throughout the text the main assumptions we use are analyticity and single channel unitarity. We will also make use of chiral perturbation theory to estimate the left-hand cut contributions to

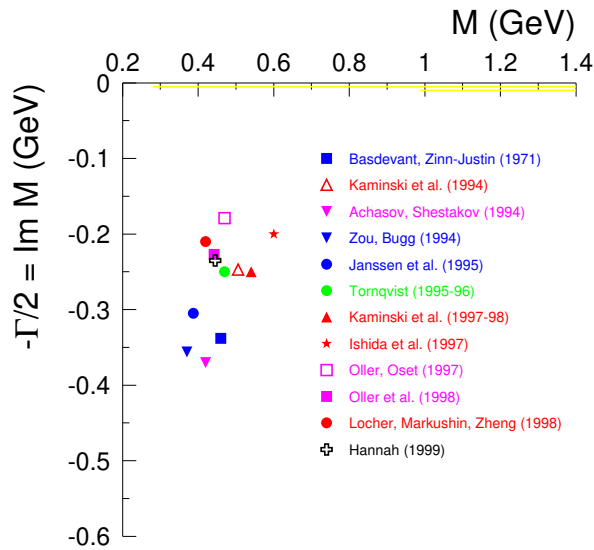


Figure 1: The poles of the S -matrix in the complex mass plane (GeV) corresponding to the lightest scalar resonance according to Refs. [3] – [14].

$\pi\pi$ scattering processes in the phenomenological application. We are convinced, by analyzing the $IJ = 00, 20$ and 11 channels simultaneously, that chiral perturbation theory can be used reliably to determine the σ resonance.

This paper is organized as follows: In the beginning we will establish a new representation for a hadron form factor in the single-channel case. We prefer to introduce it firstly in the more traditional scattering theory in Sec. 2, which may benefit some readers. The analytic structure of the π hadronic form factor and of the $\pi\pi$ scattering S matrix in the context of field theory is analyzed in the new scheme in Sec. 3. Left-hand cut effects of the $\pi\pi$ scattering amplitudes are estimated in Sec. 4. In Sec. 5 we devote to the study of determining the position of the σ resonance. Sec. 6 is for the conclusion.

2 The dispersion relation for a scalar form factor

2.1 Basic formulas

In this section we consider the relationship between an S -matrix and a scalar form factor in a single-channel scattering problem. For the benefit of the reader, we begin with a brief summary of well known properties of the scattering matrix. The S -matrix is related to the partial wave amplitude (we consider the case of the S-wave scattering) by

$$S(k) = 1 + 2ikf(k) \quad (1)$$

where k is the channel momentum. The one-channel unitarity of the S matrix in the physical region $k \geq 0$ has the form

$$S(k)^* = S(k)^{-1} \quad , \quad (2)$$

$$\text{Im } f(k) = k|f(k)|^2 \quad . \quad (3)$$

The *reflection property* of the S -matrix (see e.g. [15]) leads to the following relation between positive and negative channel momenta k :

$$S(-k) = S^*(k) \quad (4)$$

where the connection between $k < 0$ and $k > 0$ is via an analytical continuation in the upper half plane. The Riemann surfaces of the S -matrix and the scattering amplitude as functions of energy $E = k^2$ have two sheets:

$$S(k) = \begin{cases} S_I(E) = 1 + 2ik_I(E)f_I(E) & , \quad \text{Im } k \geq 0 \\ S_{II}(E) = 1 + 2ik_{II}(E)f_{II}(E) & , \quad \text{Im } k < 0 \end{cases} \quad (5)$$

Here $f(E)$ is the scattering amplitude, the subscript I or II denotes its value on the sheet I or II, and $k_I(E) = -k_{II}(E)$. In the following, however, we often drop the subscript (or superscript) I when it causes no confusion. The reflection property (4) together with the unitarity relation (2) gives the following relations between the different branches of $S(E)$ and $f(E)$

$$S_{II}(E) = S_I^*(E) = \frac{1}{S_I(E)} \quad (6)$$

$$f_{II}(E) = \frac{f_I(E)}{S_I(E)} \quad (7)$$

which extend by an analytical continuation from the physical region $E \geq 0$ to the corresponding domains of analyticity on the sheets I and II.

We define the scalar form factor $A(k)$ as an analytical function of k which satisfies the following unitarity relation (compare with Eq.(3))

$$\text{Im } A(k) = kA(k)f(k)^* \quad , \quad k \geq 0 \quad (8)$$

and has no singularities, except for possible bound states, in any finite part of the upper half plane $\text{Im } k > 0$ (that is the sheet I as the function of energy E). To define the scalar form factor uniquely additional constraints are needed. One is a trivial normalization condition $A(k_0) = A_0$ with some choice of k_0 and A_0 convenient for physical applications.

Equation (8) has the well known Omnes–Muskhelishvili (OM) [16] solution which determines the form factor $A_I(E)$ on the sheet I

$$A_I(E) = P(E) \exp \left(\frac{E}{\pi} \int_0^\infty \frac{\delta(E')}{E'(E' - E)} dE' \right) \quad (9)$$

where $\delta(E)$ is the scattering phase:

$$S_I(E) = e^{2i\delta(E)} \quad , \quad E \geq 0 \quad (10)$$

and $P(E)$ is an arbitrary real polynomial ($P(E)$ is real for real E). Here an once-subtraction form of the OM solution is used, and the normalization condition is absorbed in the polynomial $P(E)$.

It is useful to remember that in potential scattering the S -matrix and the form factor can be conveniently defined in terms of the Jost function $\mathcal{F}(k)$ [15]

$$S(k) = \frac{\mathcal{F}(-k)}{\mathcal{F}(k)} \quad (11)$$

$$A(k) = \frac{1}{\mathcal{F}(k)} \quad (12)$$

where $\mathcal{F}(k)$ is analytical in the upper half plane ($\text{Im } k > 0$) and has the reflection property:

$$\mathcal{F}(-k) = \mathcal{F}^*(k^*) \quad (13)$$

In this case the polynomial $P(E)$ is reduced to a constant. Also one gets the relation between the values of the scalar form factor on the sheets I and II:

$$A_{II}(E) = \frac{A_I(E)}{S_I(E)} \quad (14)$$

2.2 A new representation of the scalar form factor

In this section we derive another useful representation of the scalar form factor which, to the best of our knowledge, was not described in the literature. The starting point is the unitarity condition (8) which is written in the form

$$\text{Im } A_I(E) = \frac{A_I(E + i\epsilon) - A_I(E - i\epsilon)}{2i} = k_I(E) A_I(E) f_{II}(E) \quad (15)$$

for $E \geq 0$. Here the identity $f_I^*(E) = f_{II}(E)$ for real E is used. Since the scalar form factor $A_I(E)$ is analytical on the sheet I except for the poles corresponding to bound states at $E < 0$ and the kinematical cut along the real E axis, the following once-subtracted dispersion relation can be used:

$$A_I(E) - A_I(\Lambda) = \sum_b \frac{(E - \Lambda)\beta_b}{(E - E_b)(\Lambda - E_b)} + I(E) , \quad (16)$$

$$\begin{aligned} I(E) &= \frac{(E - \Lambda)}{2\pi i} \int_0^\infty \frac{A_I(z + i\epsilon) - A_I(z - i\epsilon)}{(z - E)(z - \Lambda)} dz \\ &= \frac{(E - \Lambda)}{2\pi} \int_{C_R} \frac{k_I(z) A_I(z) f_{II}(z)}{(z - E)(z - \Lambda)} dz \end{aligned} \quad (17)$$

where the sum is taken over all bound states with energies E_b , β_b are the corresponding residues of the form factor in the poles on the Sheet I, Λ is a subtraction point, and the contour C_R envelopes the kinematical cut $0 \leq E < \infty$ as shown in Fig.2.

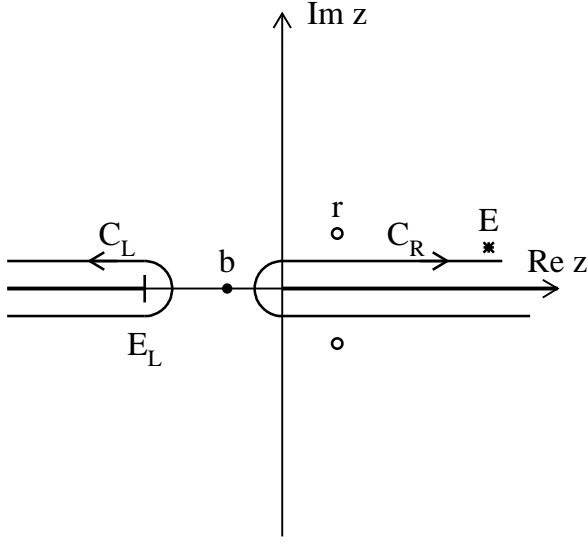


Figure 2: The integration contours used in the dispersion relations for the scalar form factor.

The integration contour can be deformed, assuming that the integrand falls off fast enough at the infinity (that is why the subtraction is needed), in such a way that it goes around the *left hand cut* $-\infty < E \leq E_c$ corresponding to the dynamical singularities related to the scattering amplitude $f_{II}(E)$ on the sheet II (see Fig.2). In the process of deformation the contour crosses several poles of the integrand. The terms $(z - E)$ and $(z - \Lambda)$ in the denominator of Eq.(17) correspond to two such poles. The bound states, if they exist, contribute via the poles on the sheet I in the factor $A_I(E')$. The virtual and resonant states correspond to the poles on the sheet II of scattering amplitude $f_{II}(E')$. Collecting all these terms we get

$$I(E) = i(k_I(E)A_I(E)f_{II}(E) - k_I(\Lambda)A_I(\Lambda)f_{II}(\Lambda) + B(E) + R(E)) + \quad (18)$$

$$+ \frac{(E - \Lambda)}{2\pi} \int_{C_L} \frac{k_I(z)A_I(z)f_{II}(z)}{(z - E)(z - \Lambda)} dz, \quad (19)$$

$$B(E) = \sum_b \frac{\beta_b k_I(E_b) f_{II}(E_b)}{E_b - E}, \quad (20)$$

$$R(E) = \sum_r \frac{k(E_r)A_I(E_r)\text{Res}[f_{II}(E_r)]}{E_r - E}. \quad (21)$$

In above the function $B(E)$ is given by the sum over all bound states (the poles E_b of the scattering amplitude on the sheet I), and the function $R(E)$ is given by the sum over all resonances and virtual states (the poles E_r of the scattering amplitude on the sheet II). According to Eq.(7) the poles of $S_I(E)$ correspond to the zeroes of $S_{II}(E)$, therefore for all bound states b

$$k_I(E_b)f_{II}(E_b) = -\frac{i}{2}. \quad (22)$$

The residues of $f_{II}(E)$ in the poles E_i on the sheet II are calculated with Eqs.(7,14):

$$k_I(E_r)A_I(E_r)\text{Res}[f_{II}(E_r)] = \frac{iA_I(E_r)}{2S'_I(E_r)} = \frac{i\beta_r}{2} \quad (23)$$

$$\beta_r = \text{Res}A_{II}(E_r) \quad (24)$$

Using Eqs.(16-24) we get the following representation of the scalar form factor:

$$A_I(E) = \frac{S_I(E)}{1 + S_I(E)} \left(A_I(\Lambda) \frac{1 + S_I(\Lambda)}{S_I(\Lambda)} + \sum_{i=b,r} \frac{\beta_i}{E - E_i} + \frac{(E - \Lambda)}{\pi} \int_{-\infty}^{E_L} \frac{\Delta(E)}{(z - E)(z - \Lambda)} dz \right) \quad (25)$$

where the function $\Delta(E)$ is defined on the left hand cut $-\infty < E \leq E_L$ (see Fig.2) by

$$\Delta(E) = \frac{k_I(E)A_I(E)(f_{II}(E + i\epsilon) - f_{II}(E - i\epsilon))}{2i} \quad (26)$$

$$= \frac{A_{II}(E + i\epsilon) - A_{II}(E - i\epsilon)}{2i} \quad (27)$$

Here we used Eq.(14) in deriving the identity (27).

The Eq.(25), though very simple, has the very attractive feature that it explicitly shows the contributions resulting from different types of dynamical singularities: the bound states, the resonances, the virtual states, and the left hand cut. The poles of the scattering amplitude contribute only to the *local* terms in the representation (25). The sum on the *r.h.s.* of Eq. (25) includes the poles on both the first and the second sheets. However, the poles on the sheet II are canceled by the corresponding zeros of the S-matrix on the sheet I, so that the representation (25), which determines the scalar form factor on the sheet I, contains only the poles corresponding to the bound states.

2.3 Examples

To illustrate the above described formalism we consider a simple example of a non-relativistic scattering of a particle with mass m by the Yukawa potential $V(r) = g \exp(-\mu r)/r$. The Jost function in the first order in the coupling constant has the form

$$\mathcal{F}(k) = 1 - \frac{gm}{ik} \ln \left(1 - \frac{2ik}{\mu} \right) \quad (28)$$

For the sake of simplicity, we neglect the higher order terms because all analytical properties of the scattering matrix and the form factor are strictly preserved in any finite order of the Jost function expansion.¹ The S-matrix corresponding to the Jost function (28) for $g < 0$ has only one pole at $k = i\kappa$: it is either a virtual state on the sheet II ($\kappa < 0$) or a bound state on the sheet I ($\kappa > 0$). The calculations using Eq.(25) are straightforward, and typical examples for the cases of virtual and bound states are shown in Fig. 3.

¹The expansion of $\mathcal{F}(k)$ in powers of the coupling constant is straightforward.

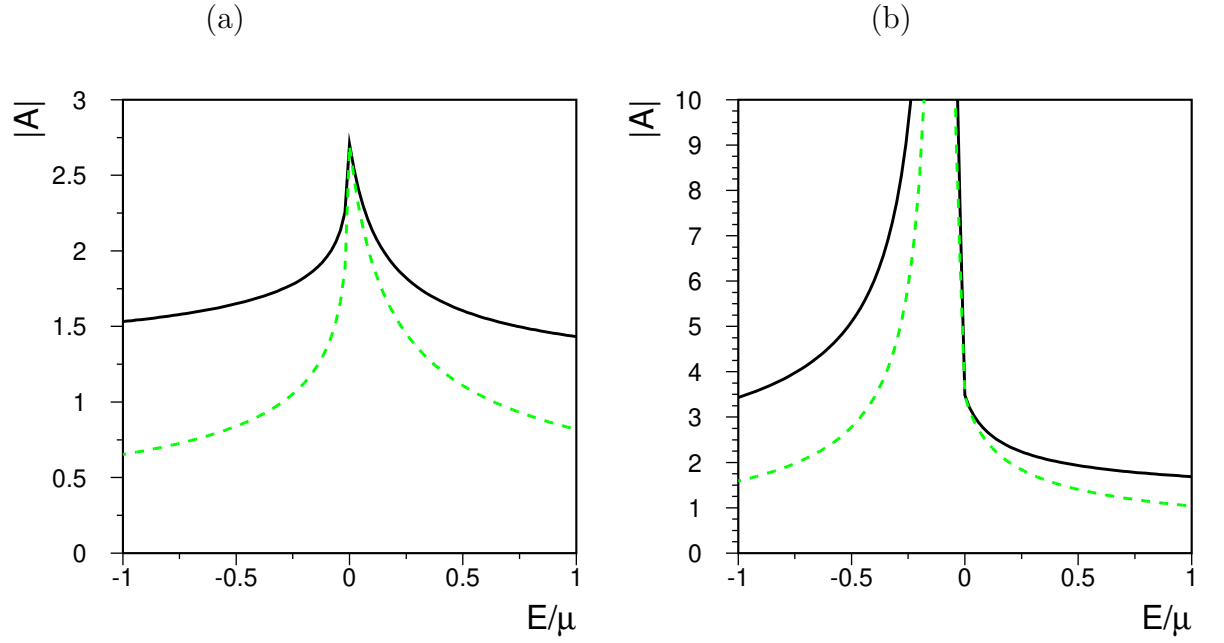


Figure 3: The scalar form factor corresponding to the Jost function defined by Eq.(28): (a) a virtual state at $k = -i0.1\mu$, (b) a bound state at $k = i0.1\mu$. The solid line is the complete result for $|A_I(E)|$, the dashed lines show the result in the scattering length approximation. The particle mass is set to $m = 0.5$, so that $E = k^2$.

One commonly used approximation is to neglect explicit effects of the left hand cut and consider only a few poles of the scattering amplitude close to the physical region. In the scattering length approximation the S-matrix has the form

$$S_a(k) = \frac{1 - ika}{1 + ika} \quad (29)$$

where a is the scattering length. In this case we have only the pole term in (25) at $2mE = k^2 = a^{-2}$, and the subtraction term vanishes for $\Lambda \rightarrow \infty$ ($S(\infty) = -1$). This gives the well known result:

$$A_a(E) = \frac{A(0)}{1 + ik(E)a} \quad (30)$$

A comparison of this result with the above considered example using $a = \pm\kappa^{-1}$ is shown in Fig.3. The range of validity of the scattering length approximation for a weakly bound state is limited by the energy range $|E| \sim 2m/a^2$. Note, that the approximation Eq.(30) does not have the correct asymptotic behaviour: $A(E) \xrightarrow{E \rightarrow \infty} 1$.

Another useful example is the pole approximation for K matrix. In the single-pole approximation, the K matrix has the form

$$K(E) = \frac{\gamma_1}{E_1 - E} \quad (31)$$

and the corresponding S matrix is

$$S(E) = \frac{1 + ik(E)K(E)}{1 - ik(E)K(E)} \quad (32)$$

Assuming $E_1 > 0$ and $0 < \gamma_1 < 2\sqrt{E_1}$, one finds two resonant poles at $E = E_r$ and $E = E_r^*$ where $E_r = (-i\gamma_1/2 + \sqrt{E_1 - \gamma_1^2/4})^2$. Using Eq.(25) we get

$$A_I(E) = \frac{S_I(E)}{1 + S_I(E)} \left(\frac{a}{E - E_r} + \frac{a^*}{E - E_r^*} \right) = \quad (33)$$

$$= \frac{(E_1 - E + ik_I(E)\gamma_1)}{2(E_1 - E)} \frac{C(E - E_z)}{(E - E_r)(E - E_r^*)} \quad (34)$$

where a is the residue of the form factor at $E = E_r$ and C is a normalization constant. At $\gamma_1 \neq 0$, the form factor has no pole at the bare pole position $E = E_1$, therefore $E_z = E_1$, and the form factor is given by

$$A_I(E) = \frac{(E_1 - E + ik_I(E)\gamma_1)E_1}{(E - E_r)(E - E_r^*)} \quad (35)$$

where we set $C = 2E_1$. The *r.h.s.* of (35) has no poles on the *first* energy sheet because the nominator $(E_1 - E + ik_I(E)\gamma_1) = (E_1 - E - ik_{II}(E)\gamma_1)$ vanishes at $E = E_r, E_r^*$. It is easy to verify that the result (35) is equivalent the standard one pole approximation [17]:

$$A_I(E) = \frac{E_1}{(E_1 - E - ik_I(E)\gamma_1)} \quad (36)$$

This result can be easily generalized to the case when K matrix has more than one pole.

3 The analytic form factor and the S matrix in the complex s plane

In the previous section we have introduced the new representation for the form factor in the complex k -plane in the language of scattering theory. It is of course straightforward to re-express all the results in the above section in relativistic quantum field theory, in the complex s plane (here s denotes the center of mass energy squared). Hence the spectral representation of the form factor can be written down using the well known LSZ reduction formalism,

$$\text{Im}A = A\rho T^* , \quad (37)$$

where ρ denotes the kinematic phase-space factor. Taking $\pi\pi$ scattering for example,

$$\rho = \sqrt{1 - 4m_\pi^2/s} . \quad (38)$$

In Eq. (37) T denotes the scattering T matrix which satisfies the optical theorem,

$$\text{Im}T = T\rho T^* , \quad (39)$$

for the physical value of s . Discussions parallel to that in section 2.2 can be made and Eq. (25) can be recasted as,

$$\begin{aligned} A_I(s) = & \frac{S_I}{1 + S_I} \left\{ \sum_i \frac{A_I(z_i)}{(s - z_i)S'_I(z_i)} + \sum_j \frac{\beta_j}{s - s_j} + P_n(s) \right. \\ & \left. + \frac{1}{2\pi i} \int_L \frac{A_I(s') \text{disc} \left[\frac{1+S_I(s')}{S_I(s')} \right]}{s' - s} ds' \right\} , \end{aligned} \quad (40)$$

where the position of zeros of S_I on the complex s plane are denoted as z_i , and s_j are the position of bound state poles of S_I (and A). The $P_n(s)$ is a (n-1)th order real polynomial when $A(s)$ obeys a n-th subtracted dispersion relation. The discontinuity of S on the *l.h.c.* $L = (-\infty, 0]$ manifests itself in the left-hand integral on the *r.h.s.* of the above equation, even though A itself does not contain left-hand singularities. Possible (n-th) subtractions on the integral in Eq.(40) is understood.

The Eq. (40) offers a convenient and powerful expression for studying the analytic structure of the scattering S matrix and form factors. In fact, it is easy to understand that the T matrix itself satisfies Eq. (40) with only minor modifications. That is, unlike the form factor, T also contains left-hand singularities. After some algebraic manipulation one can obtain (for the detail of the proof, see Appendix) ,

$$\begin{aligned} T(z) = & \frac{S}{1 + S} \left\{ \sum_i \frac{i/2\rho(z_i)}{S'(z_i)(z - z_i)} + \sum_j \frac{\beta_j}{z - s_j} + P_n(z) \right. \\ & \left. + \frac{1}{2\pi i} \int_L \frac{\text{disc} \left[T(s') \frac{1+S(s')}{S(s')} \right]}{s' - z} ds' \right\} . \end{aligned} \quad (41)$$

The relation $T_I(z_i) = i/2\rho(z_i)$ is used in deriving Eq. (41). If we define $F \equiv T(1+S)/S$ so the above equation can be rewritten as,

$$F(z) = \sum_i \frac{i/2\rho(z_i)}{S'(z_i)(z-z_i)} + \sum_j \frac{\beta_j}{z-s_j} + P_n(z) + \frac{1}{\pi} \int_L \frac{\text{Im}F}{s'-z} ds' . \quad (42)$$

The Eq. (42) sets up a dispersion relation for F which contains no right-hand cut. We can further express the S matrix in terms of F ,

$$S = \sqrt{1 - \rho^2 F^2} + i\rho F . \quad (43)$$

Apparently F is real when z real and greater than $4m_\pi^2$. Actually $\text{Re}T = \frac{F}{2}$ in the physical region, hence F is the analytic continuation of $2\text{Re}T$ on the entire cut plane, and now it becomes obvious why in Eq. (42) there is no right-hand cut. Also we have,

$$\text{Im}T = \frac{1 - \sqrt{1 - (\rho F)^2}}{2\rho} , \quad (44)$$

for physical value of s . It is worth pointing out that Eq. (44) relates the imaginary part of a given partial-wave amplitude on the unitarity cut to the imaginary part of the same partial-wave amplitude on the *l.h.c.*, in a complicated manner. It is interesting to compare Eq. (44) with the following relation obtained using the Froissart–Gribov representation for the partial-wave projection,

$$\begin{aligned} \text{Im}_L T_l^I(s) &= \frac{[1 + (-1)^{I+L}]}{s - 4m_\pi^2} \sum_{I'} \sum_{l'} (2l' + 1) C_{II'}^{(st)} \\ &\times \int_{4m_\pi^2}^{4m_\pi^2 - s} dt P_l(1 + \frac{2t}{s - 4m_\pi^2}) P_l(1 + \frac{2s}{t - 4m_\pi^2}) \text{Im} T_{l'}^{I'}(t) \end{aligned} \quad (45)$$

which [18] relates the left-hand discontinuity to the right-hand discontinuity in a linear way, but all partial-waves are involved. To further analyze Eq. (43), we notice that $|\rho F(s)| \leq 1$ in the physical region, since in the physical region

$$\rho F(s) = \sin(2\delta) . \quad (46)$$

It is therefore easy to understand that at values of s when $\delta = \pi/4 + n\pi/2$ we have,

$$\frac{d}{ds}(\rho F) = 0 , \quad (47)$$

and

$$\frac{d^2}{ds^2}(\rho F) \leq 0 \quad (\rho F = 1) ; \quad \frac{d^2}{ds^2}(\rho F) \geq 0 \quad (\rho F = -1) . \quad (48)$$

These requirements lead to additional constraint on the parameters in the expression of the S matrix. Especially Eq. (47) and Eq. (48) indicate that the pole parameters and the discontinuity on the left are correlated to each other. For example, without further knowledge on the *l.h.c.* integrals, Eq. (47) (Eq. (48)) enables us to establish a sum rule (inequalities) that the left-hand integral has to obey.

The Eq. (46) is important in the sense that it relates the experimental observable (the partial-wave phase shift) to the pole contributions and the *l.h.c.* contributions in a simple and elegant manner. Unlike the conventional K matrix approach, the pole parameters are physical and the two contributions from poles and *l.h.c.* are additive. As we will see in the next section that we will be able to calculate the *l.h.c.* integral in Eq. (42) in a reliable way, hence Eq. (46) offers a convenient method to fit the pole positions. It is worth emphasizing that Eqs. (42) and (46) are valid for any partial-wave amplitude and hence afford an unified approach for determining resonances in different channels. This is remarkable since the output from different channels can be compared to each other and this feature is very important to evaluate the quality of the method and approximations being used in the fit.

4 Estimates on the left-hand cut effects of $\pi\pi$ scatterings in chiral perturbation theory

In above discussions we have re-expressed the form factor and the S matrix in a way that their dependence on isolated singularities and the *l.h.c.* are explicitly exhibited. Since the effects of the unitarity cut are dissolved, the impact of the left-hand singularities on the analytic structure of the amplitude is singled out. These formulas can be particularly useful when the fine structure of the *l.h.c.* becomes important, which has been ignored by most applications of the K -matrix approach. For example, when determining the pole position of the σ resonance from $\pi\pi$ phase shift, since the σ particle's mass is rather low, one has to carefully take into account the fine structure of the *l.h.c.*. This has recently been emphasized in Ref. [19, 20]. Inspired by this we in the following carefully discuss the effects of the left-hand singularities. In order to achieve this and to reduce the model dependence as much as possible we need a method to estimate the *l.h.c.* of $\pi\pi$ scattering amplitudes in a reliable way. Thanks to chiral perturbation theory (χ PT) which fulfills the requirement. The χ PT treats the T matrix as a perturbative power expansion of the external momentum and works very well at low energies. Of course, a calculation in χ PT to any finite order in the power expansion would not reconstruct the pole structure, therefore χ PT encounter problems when there is a resonance near the physical region on the right-hand side of the complex plane. However we argue that its predictive power in the region near the *l.h.c.* would suffer much less from such a problem since the pole position is further away from the left-hand cut. Our strategy is clear from the above discussion: We extract from the 1-loop χ PT results of the T matrix [21] the term relevant to the left-hand discontinuity to estimate the left-hand integral in Eq. (42). To be precise, the 1-loop χ PT results are,

$$T^{I=0} = 3A(s, t, u) + A(t, u, s) + A(u, s, t) \quad (49)$$

where

$$A(s, t, u) = \frac{s - m_\pi^2}{F_\pi^2} + B(s, t, u) + C(s, t, u) + O(E^6) ,$$

$$B(s, t, u) = \frac{1}{6F_\pi^2} \{ 3(s^2 - m_\pi^4) \bar{J}(s) + [t(t - u) - 2m_\pi^2 t + 4m_\pi^2 u - 2m_\pi^4] \bar{J}(t) + (t \leftrightarrow u) \} , \quad (50)$$

and the function C is a polynomial of s , t and u which is irrelevant here. The function $\bar{J}(s)$ is defined as,

$$\bar{J}(s) = \frac{1}{32\pi^2} \left[\rho \ln \left(\frac{\rho - 1}{\rho + 1} \right) + 2 \right] . \quad (51)$$

The partial wave projection can be carried out:

$$T_J^I(s) = \frac{1}{32\pi(s - 4m_\pi^2)} \int_{4m_\pi^2 - s}^0 dt P_J \left(1 + \frac{2t}{s - 4m_\pi^2} \right) T^I(s, t, u) \quad (52)$$

from which the discontinuity of T on the left can be obtained [22],

$$\text{Im}_L T_J^I(s) = \frac{1}{32\pi(s - 4m_\pi^2)} \int_{4m_\pi^2}^{4m_\pi^2 - s} dt P_J \left(1 + \frac{2t}{s - 4m_\pi^2} \right) \text{Im} T^I(s, t) ; s \leq 0 . \quad (53)$$

The result for the $I = J = 0$ channel in an analytic expression is obtainable:

$$\begin{aligned} \text{Im}_L T_0^0(s) = & \frac{1}{1536\pi^2 F_\pi^4 (s - 4m_\pi^2)} \left\{ 2 \cdot \ln \frac{\sqrt{4m_\pi^2 - s} - \sqrt{-s}}{\sqrt{4m_\pi^2 - s} + \sqrt{-s}} (25m_\pi^6 - 6m_\pi^4 s) \right. \\ & \left. + \sqrt{-s(4m_\pi^2 - s)} \left(\frac{7}{3}s^2 - \frac{40}{3}m_\pi^2 s + 25m_\pi^4 \right) \right\} . \end{aligned} \quad (54)$$

However, this result is still not directly applicable here. Remember that the function F is an analytic continuation of (2 times) $\text{Re}T$, which is the real part of T defined in the physical region. Since $\text{Im}_R T$ also develops a discontinuity on the left this part must be subtracted from $\text{Im}_L T$. From optical theorem we have $\text{Im}_R T = \rho |T|^2$ and ρ is real on the left, hence $\text{Re}_L \text{Im}_R T = \text{Im}_R T$ and therefore the correct expression for $\text{Im}_L F$ is,

$$\text{Im}_L F = 2(\text{Im}_L T - \text{Im}_R T) . \quad (55)$$

The 1-loop result of $\text{Im}_R T_0^0$ is simply obtainable using the Born term amplitude and the optical theorem,

$$\text{Im}_R T_0^0 = \rho \left(\frac{2s - m_\pi^2}{32\pi F_\pi^2} \right)^2 . \quad (56)$$

We also list the results in $I = J = 1$ and $I = 2, J = 0$ channel from chiral perturbation theory:

$$\begin{aligned} \text{Im}_L T_1^1 = & \frac{1}{9216\pi^2 f_\pi^4 (s - 4m_\pi^2)^2} \{ (36m_\pi^6 - 72m_\pi^4 s + 16m_\pi^2 s^2 - s^3) \\ & \times \sqrt{-s(4m_\pi^2 - s)} + 12m_\pi^4 (6m_\pi^4 + 13m_\pi^2 s - 3s^2) \\ & \times \ln \frac{\sqrt{4m_\pi^2 - s} - \sqrt{-s}}{\sqrt{4m_\pi^2 - s} + \sqrt{-s}} \} , \end{aligned} \quad (57)$$

$$\text{Im}_R T_1^1 = \rho \left(\frac{s - 4m_\pi^2}{96\pi f_\pi^2} \right)^2 ; \quad (58)$$

$$\begin{aligned} \text{Im}_L T_0^2 = & \frac{1}{1536\pi^2 f_\pi^4 (s - 4m_\pi^2)} \left\{ \frac{1}{6} (6m_\pi^4 - 32m_\pi^2 s + 11s^2) \sqrt{-s(4m_\pi^2 - s)} \right. \\ & \left. + 2(m_\pi^6 + 3m_\pi^4 s) \times \ln \frac{\sqrt{4m_\pi^2 - s} - \sqrt{-s}}{\sqrt{4m_\pi^2 - s} + \sqrt{-s}} \right\} , \end{aligned} \quad (59)$$

$$\text{Im}_R T_0^2 = \rho \left(\frac{s - 2m_\pi^2}{32\pi f_\pi^2} \right)^2 , \quad (60)$$

where $f_\pi = 93.3\text{MeV}$ and the expressions listed above are valid upto $O(p^4)$ term in the chiral expansion. It is worth pointing out that at $s = m_\pi^2/2$, $4m_\pi^2$ and $2m_\pi^2$ the *lowest order* partial wave amplitudes T_0^0 , T_1^1 and T_0^2 vanish respectively, as a consequence of the Adler zero condition.

5 The determination of the σ resonance in $\pi\pi$ scatterings

5.1 A description to the fit procedure

Having obtained the analytic expressions of $\text{Im}_L F$ for the partial wave amplitudes it becomes possible to use the experimental data on $\pi\pi$ scattering phase shifts to determine the pole positions in various channels. We fit both IJ=00, 11 and 20 channels. In the following we briefly describe the procedure and the method for the fit:

1. We assume the $\pi\pi$ scattering amplitude T satisfies an once-subtracted dispersion relation from physical consideration. So our left-hand integral is once-subtracted at $s = m_\pi^2/2$, $s = 4m_\pi^2$ and $s = 2m_\pi^2$ for IJ=00, 11 and 20, respectively. The positions of the subtraction points are chosen only for the convenience of discussions.
2. A dispersive integral in χPT needs many times of subtractions and this is artificial because of the bad high energy behavior of χPT amplitudes. So we always truncate the once-subtracted integral at $-\Lambda_{\chi PT}^2$ where $\Lambda_{\chi PT}$ ranges from 700MeV to 1GeV. We argue that the influence from the region $|\sqrt{s}| \geq \Lambda_{\chi PT}$ is negligible to the physics we are concerning. Also we have to make sure that the mass and the width of the resonance obtained under such an approximation have to be insensitive to the choice of the cutoff.
3. In the three channels IJ=00, 11 and 20, we assume one pole in the first two cases. In the IJ=11 channel the threshold behavior ($T \sim \rho^3$ near threshold) is considered to reduce one parameter (the subtraction constant). In our fit each pole contains 4 parameters. Two of them are related to the position of

	M_σ	Γ_σ
$\Lambda_{\chi PT} = 1000$	507	537
$\Lambda_{\chi PT} = 850$	540	566
$\Lambda_{\chi PT} = 700$	560	580
no $l.h.c.$	575	608

Table 1: The pole position of the σ resonance. The data in the table are in units of MeV.

the pole. The other two are related to the couplings of the pole to F . That is the coefficient $\alpha_i \equiv i/2\rho(z_i)S'(z_i)$ in Eq. (42). One may relate α_i to z_i in narrow resonance approximation or in models. But for the wide resonance σ there is no relation between the two known to us, so we take α_i as completely free. However, we also fit in the $I=J=1$ channel by treating $\text{Re}\alpha_i$ and/or $\text{Im}\alpha_i$ as the one obtained from the narrow width approximation.

5.2 Numerical results and discussions

The numerical results of the fit in the three channels are presented below:

1. The $I=J=0$ channel: The data [23] are taken below 900 MeV. As we see from table 1 the pole position is not sensitive to $\Lambda_{\chi PT}$. Including $l.h.c.$ effect does reduce the mass and width of the σ particle, but the effect is not dramatic. The χ^2 are good for all cases. See also Fig. 4 for the fit.
2. The $I=J=1$ channel: The data are taken from table VI of Ref. [24]. We find that the $l.h.c.$ effect is very small in this channel. When taking α_ρ for free (so it is a 4 parameter fit) we obtain $M_\rho = 753\text{MeV}$, $\Gamma_\rho = 142\text{MeV}$ for $\Lambda_{\chi PT} = 1.0\text{GeV}$. Without $l.h.c.$ while taking α_ρ for free, we have instead $M_\rho = 756\text{MeV}$, $\Gamma_\rho = 144\text{MeV}$ (See Fig. 5 for the fit). We also tried to fix $\text{Re}\alpha_i$ and/or $\text{Im}\alpha_i$ using the narrow resonance approximation. The pole position obtained using different approaches agree with each other within a few MeV. The χ^2 is sensitive to different approaches, but the pole position is not.
3. The $I=2$, $J=0$ channel: The data is also from Ref. [23]. Since there is no resonance pole in this channel it is a one parameter (the subtraction constant) fit here. As we see from Fig. 6 the phase shift is reproduced ideally by the $l.h.c.$ integral plus one subtraction constant. The case without the subtraction constant (parameter free) is also depict in Fig. 6. The latter is equivalent to imposing the Adler zero condition for the $I=2$, $J=0$ partial-wave amplitude, since in here the dispersive integral is subtracted at $s = 2m_\pi^2$.

In the $I=J=1$ channel the ρ resonance almost saturates the experimental phase shift and hence it demonstrates that the contribution from the left-hand integral is indeed very small, as correctly predicted by chiral perturbation theory. In contrast, there is no resonance exist in the $I=2$, $J=0$ channel. It is of course very satisfiable to

see that the contribution from the left-hand integral to δ_0^2 is in the right direction, and combining the contribution from the subtraction constant it saturates the phase shift. It is even more impressive to notice that in the $I=J=0$ channel the contribution from the left-hand integral to δ_0^0 is in the opposite direction. If we drew in Fig. 4 the contribution from the left-hand integral alone to $\sin(\delta_0^0)$ then the curve would be negative and concave. This is in qualitative agreement with the result of Ishida et. al. [25] from a linear σ model calculation and extrude the necessity of the role of the sigma resonance.

To our knowledge, though there exist many verifications to its predictions, chiral perturbation theory has rarely been verified in detail in the un-physical region on the left-hand cut. We may conclude from the above discussions that the estimation on the left-hand integrals in chiral perturbation theory is indeed reasonable. Therefore our estimate on the pole position of the σ resonance should also be trustworthy. The influence of the $f_0(980)$ resonance to the fit can also be estimated (to be exact, in a model dependent way) using the method of Ref. [26]. The mass and the width of the σ particle is further reduced slightly when $f_0(980)$ is taken into account, but the qualitative role of the *l.h.c.* is still unchanged, that is to reduce the mass and width only mildly.

6 Conclusion

The main results of this paper, Eqs. (40) and (42), though very simple, are proven to be very useful in clarifying different contributions from poles or the left-hand cut to a form factor or the scattering phase shift. Our procedure fully respects analyticity, unitarity and crossing symmetry. We also point out the reliability to use chiral perturbation theory to estimate those left-hand cut effects, even though chiral perturbation theory encounters the problem of a bad high energy behavior. This drawback can partially be corrected by using a ‘unitarized approach’ to the perturbation series [27] which deserves a future investigation. We have shown that the left-hand cut effects are mild in determining the pole position of the σ resonance.

The current procedure can be extended to discuss the more general case of coupled-channel system and the work along this direction is underway [28].

Acknowledgement: We would like to thank Milan Locher, Chuan-Rong Wang, Bingsong Zou for valuable discussions. Especially we are indebt to V. E. Markushin, part of Sec. 2 is written by him. The work of H. Z. is supported in part by National Natural Science Foundation of China under grant No. 19775005.

A Appendix

By definition

$$S = 1 + 2i\rho T \quad (61)$$

and from unitarity relation

$$\text{Im}T = T\rho T^* , \quad (62)$$

We can get the analytic continuation of T on the second sheet by using the reflection property,

$$T^I(s + i\epsilon) - T^{II}(s + i\epsilon) = 2i\rho(s + i\epsilon)T^I(s + i\epsilon)T^{II}(s + i\epsilon) , \quad (63)$$

or more concisely,

$$T^{II} = \frac{T^I}{1 + 2i\rho T^I} = \frac{T^I}{S^I} . \quad (64)$$

Suppose the integration over the infinite circle is zero and using Cauchy's theorem we get

$$\begin{aligned} T(s) &= \frac{1}{2\pi i} \int_{C_R} \frac{T(s')}{s' - s} ds' + \frac{1}{2\pi i} \int_{C_L} \frac{T(s')}{s' - s} ds' + \sum_j \frac{\beta_j}{s - s_j} \\ &= \frac{1}{\pi} \int_{4\pi^2}^{\infty} \frac{\text{Im} T(s')}{s' - s} ds' + \frac{1}{2\pi i} \int_{-\infty}^0 \frac{\text{disc} T(s')}{s' - s} ds' + \sum_j \frac{\beta_j}{s - s_j} \\ &= \frac{1}{\pi} \int_{4\pi^2}^{\infty} \frac{\rho(s')T(s')T^*(s')}{s' - s} ds' + \frac{1}{2\pi i} \int_{-\infty}^0 \frac{\text{disc} T(s')}{s' - s} ds' + \sum_j \frac{\beta_j}{s - s_j} . \end{aligned} \quad (65)$$

Considering

$$\begin{aligned} \rho(s)T^I(s)T^{I*}(s) &= \rho(s + i\epsilon)T^I(s + i\epsilon)T^{II}(s + i\epsilon), \\ &= -\rho(s - i\epsilon)T^{II}(s - i\epsilon)T^I(s - i\epsilon) \end{aligned} \quad (66)$$

we have,

$$\begin{aligned} T(s) &= \frac{1}{2\pi} \int_{C_R} \frac{\rho(s')T(s')T^{II}(s')}{s' - s} ds' + \frac{1}{2\pi i} \int_{-\infty}^0 \frac{\text{disc} T(s')}{s' - s} ds' + \sum_j \frac{\beta_j}{s - s_j} \\ &= \frac{1}{2\pi} \int_C \frac{\rho(s')T(s')T^{II}(s')}{s' - s} ds' - \frac{1}{2\pi} \int_{C_L} \frac{\rho(s')T(s')T^{II}(s')}{s' - s} ds' \\ &\quad + \frac{1}{2\pi i} \int_{-\infty}^0 \frac{\text{disc} T(s')}{s' - s} ds' + \sum_j \frac{\beta_j}{s - s_j} \\ &= \frac{1}{2\pi i} \int_C \frac{T(s')(\frac{S^I - 1}{2S^I})}{s' - s} ds' + \frac{1}{2\pi i} \int_{-\infty}^0 \frac{\text{disc}(T(s')\frac{S^I + 1}{2S^I})}{s' - s} ds' + \sum_j \frac{\beta_j}{s - s_j} \\ &= \Phi + \frac{1}{2\pi i} \int_{-\infty}^0 \frac{\text{disc}(T(s')\frac{S^I + 1}{2S^I})}{s' - s} ds' + \sum_j \frac{\beta_j}{s - s_j} \end{aligned} \quad (67)$$

where

$$\begin{aligned} \Phi &\equiv \frac{1}{2\pi i} \int_C \frac{T(s')(\frac{S^I - 1}{2S^I})}{s' - s} ds' \\ &= T\left(\frac{S^I - 1}{2S^I}\right) + \sum_i \frac{1/2i\rho(s_i)}{2S^I(s_i)'(s_i - s)} - \sum_j \frac{\beta_j}{2(s - s_j)} . \end{aligned} \quad (68)$$

In the derivation of Eq. (67), by combining the second and the third term on the right hand side of the second equation of (67) and using

$$\rho T^{II} = \frac{S^I - 1}{2iS^I} \quad (69)$$

we get the third equation of (67). And by substituting Φ into (67) we obtain

$$T(s) = \frac{S}{S+1} \left[\sum_i \frac{i}{2\rho(s_i)S(s_i)'(s-s_i)} + \sum_j \frac{\beta_j}{s-s_j} + \frac{1}{2\pi i} \int_{-\infty}^0 \frac{\text{disc}(T(s')\frac{S+1}{S})}{s'-s} ds' \right]. \quad (70)$$

References

- [1] Review of Particle Physics, Eur. Phys. J. C **3** (1998) 1.
- [2] Review of Particle Properties, Phys. Rev. D **54** (1996) 1.
- [3] N.N. Achasov, G.N. Shestakov, Phys. Rev. D **49**, 5779 (1994).
- [4] R. Kamiński, L. Leśniak, and J.-P. Maillet, Phys. Rev. D **50**, 3145 (1994).
- [5] B.S. Zou and D.V. Bugg, Phys. Rev. D **48**, R3948 (1994); Phys. Rev. D **50**, 591 (1994).
- [6] G. Janssen, B.C. Pearce, K. Holinde, and J. Speth, Phys. Rev. D. **52**, 2690 (1995).
- [7] N.A. Törnqvist, Z. Phys. C **68**, 647 (1995).
- [8] N.A. Törnqvist and M. Roos, Phys. Rev. Lett. **76**, 1575 (1996).
- [9] J.A. Oller and E. Oset, Nucl. Phys. **A620**, 438 (1997).
- [10] J.A. Oller and E. Oset, Phys. Rev. D **60**, 074023 (1999).
- [11] R. Kamiński, L. Leśniak, and B. Loiseau, Eur. Phys. J. C **9**, 141 (1999).
- [12] S. Ishida et al., PTP 98 (1997) 1005.
- [13] M.P. Locher, V.E. Markushin, H.Q. Zheng, Eur. Phys. J. C **4**, 317 (1998).
- [14] T. Hannah, Phys.Rev. D **60** 017502 (1999).
- [15] R. G. Newton, *Scattering theory of waves and particles*, 2nd ed., Springer-Verlag publishers, 1982, New York.
- [16] N. I. Muskhelishvili, *Singular Integral Equations*, (Moscow, 1946); R. Omnès, Nuovo Cimento **8**, 316 (1958).
- [17] G. Barton, *Introduction to Dispersion Techniques in Field Theory*, W. A. Benjamin INC, New York 1965.
- [18] For more explanations and discussions on this formula, see, B. R. Martin, D. Morgan and G. Shaw, *Pion-Pion Interactions in Particle Physics*, Academic press, 1976, London.

- [19] V. E. Markushin and M. P. Locher, Talk given at the workshop on Hadron Spectroscopy, Frascati, March 8–12, 1999. Preprint PSI-PR-99-15.
- [20] V. V. Anisovich and V. A. Nikonov, hep-ph/9911512.
- [21] J. Gasser and H. Leutwyler, Ann. of Phys. **158** (1984)142; J. Gasser and U. Meisner, Nucl. Phys. **B357** (1991) 90, and references therein.
- [22] For more discussions on the left–hand cut, see Ref. [18].
- [23] B. Hyams et al., Nucl. Phys. **B64** (1973)134.
- [24] S. D. Protopopescu et al., Phys. Rev. **D7** (1973) 1279.
- [25] M. Ishida et. al., Talk given at the workshop on Hadron Spectroscopy, Frascati, March 8–12, 1999; hep-ph/9905261.
- [26] M. Locher, V. Markushin and H. Zheng, Phys. Rev. **D55**, 2894(1997); B. S. Zou and D. V. Bugg, Phys. Rev. **D50** (1994) 591.
- [27] See for example, T. N. Truong, Phys. Rev. Lett. **61** (1988)2526.
- [28] Z. G. Xiao and H. Q. Zheng, in progress.

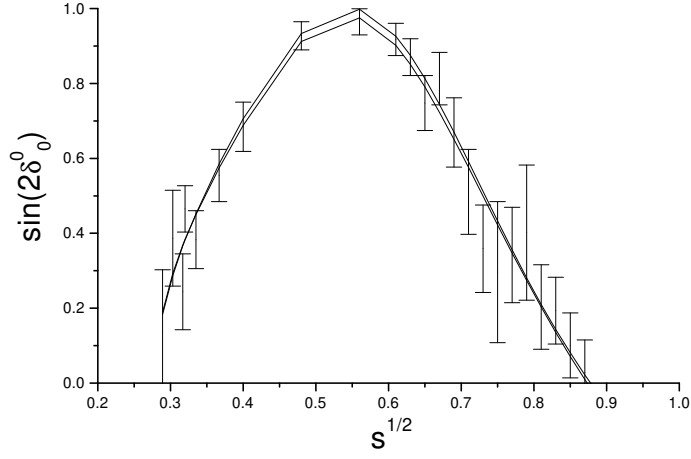


Figure 4: Two examples of a 5-parameter fit (4 resonance + 1 subtraction constant) in the $I=J=0$ channel. The upper line is without $l.h.c.$, the lower line corresponds to taking $\Lambda^2_{\chi PT} = 0.7 \text{ GeV}^2$.

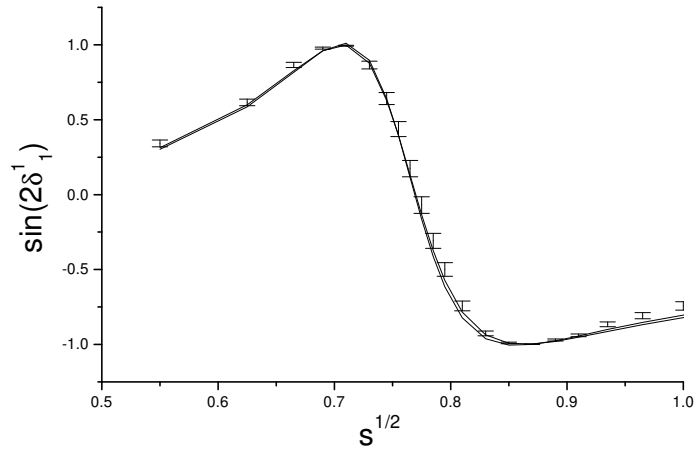


Figure 5: The fit in the $I=J=1$ channel with and without $l.h.c.$ effects.

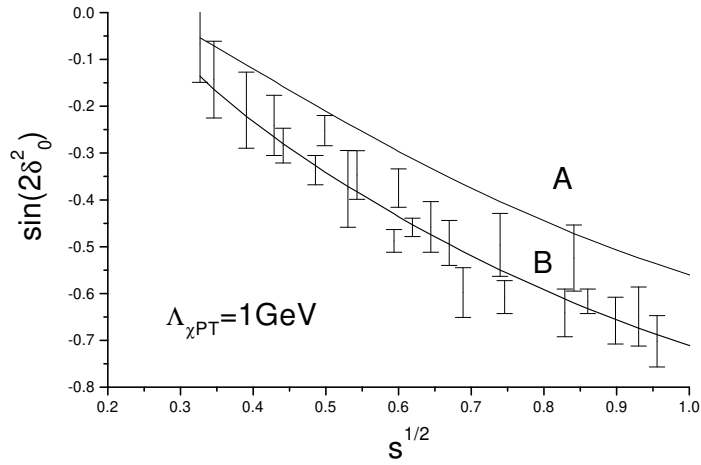


Figure 6: Contributions to the scattering phase from the left-hand integral (once subtraction at $s = 2m_\pi^2$ is used) in the $I = 2, J = 0$ channel. Line A corresponds to setting $T_0^2(s = 2m_\pi^2) = 0$ and be parameter free. and line B corresponds to a free subtraction constant fixed by minimizing χ^2 .