

# Neutrino mass matrix in Anti-GUT with see-saw mechanism

H.B. Nielsen<sup>†</sup> and Y. Takanishi<sup>§</sup>

*The Niels Bohr Institute,  
Blegdamsvej 17, DK-2100 Copenhagen Ø, Denmark*

## Abstract

We have investigated the predictions of neutrino oscillations within extended Anti-GUT, based on a large gauge group - the Standard Model and an  $B - L$  abelian group assumed with separate gauge fields coupling to each family of quarks and leptons -  $\times_{i=1,2,3} (SMG_i \times U(1)_{B-L,i})$ . We take into account corrections concerning a crude way of accounting for the number of ways the vacuum expectation values of the Higgs fields of the model can be ordered in the Feynman diagrams yielding the mass matrix elements. Performing these corrections in a balanced way between the charged fermion sector and the neutrino sector (case I) leads to the previous version of our model that was a fit to the MSW small angle solution region. The fit considered here is marginally worse than the previous fit inasmuch as it predicts a somewhat lower solar neutrino mass square difference (which might though be the only way of avoiding the day-night exclusion region). The other two versions (case II and case III) are characterised by the heaviest of the see-saw neutrino matrix elements that are composed either of  $\nu_{R\mu}$  and  $\nu_{R\tau}$  or two  $\nu_{R\tau}$ . These cases II and III fit the small mixing angle MSW scenario very well.

PACS numbers: 12.10.-g, 13.15.+g, 14.60.-z, 14.60.Pq

Keywords: Lepton number violation, Neutrino oscillations, Mass matrices

November 2000

---

<sup>†</sup>E-mail: hbech@nbi.dk

<sup>§</sup>E-mail: yasutaka@nbi.dk

# 1 Introduction

The latest results of Super-Kamiokande collaboration [1] suggested that the day-night effect spectra disfavour the MSW [2] small mixing angle solution (MSW-SMA) at the level of 95% C.L. However, it might be that the MSW-SMA could not be excluded by the experiments because the measurement of the day-night effect is rather difficult. Therefore, we prefer to allow the possibility of the MSW-SMA, since we have recently predicted the MSW-SMA within extended Anti-GUT [3] framework.

It is also important to study whether the Anti-GUT model could, after all, predict the MSW large mixing solution (MSW-LMA): in our calculations we have used a technical correction [4] (“factorial factor correction”) which takes into account the number of Feynman diagrams contributing to a given mass matrix element in a crude statistical way. In fact we used the parameters from a fit to quarks and charged leptons mass matrices without “factorial factors correction”, while we partly used them in the neutrino oscillation calculations. The major aim of the present article is to treat the charged fermions and the neutrinos on an equal footing with respect to this technical correction. We have assumed that one of the parameters is fixed to be unity as in earlier works [5]. In this article we will take into account that this parameter is not *a priori* unity. However, even these smaller variations do not bring our model to fit MSW-LMA but still only the MSW-SMA domain.

Although our extended Anti-GUT model is rather restricted with respect to the choice of charge combinations for the various fermions and even for the Higgs fields introduced to break the gauge group assumed in order to keep the already achieved good fits, there are a few possibilities for playing around. One of the most important possibilities is that we can vary the quantum numbers for the Higgs field, called  $\phi_{B-L}$ , the vacuum expectation value (VEV) of which is giving the scale of the see-saw particles (the right-handed neutrinos) by breaking the  $(B - L)$  charge (which is assumed to be gauged even in the form of one  $(B - L)_i$  for each family where  $i$  denotes a generation) and thereby the overall scale of the neutrino oscillations.

In the following section, we describe briefly the extended Anti-GUT model for the calculation of neutrino mass squared differences and the mixing angles. Then, in the next section, we put forward the mass matrices. In section 4 we describe the “factorial correction”. Then in section 5 we will present the experimental data and the “old” fits on the charged lepton and the quark, while we in section 6 give the results of our calculations. Section 7 contains our conclusion and résumé.

## 2 The extended Anti-GUT model

The Anti-GUT model is characterised by a gauge group which for each family has a set of (family specific) gauge fields. In addition there is an extra  $U(1)$  gauge group called  $U(1)_f$ . The details of the couplings of the latter is largely specified by the requirements of the model being free of gauge and mixed anomalies. So each generation gets its own system of gauge particles, *i.e.* gauge fields come in generations just like the fermions. The extension consists in providing each family also with a gauge field coupling to the  $(B - L)$ -charge of that family alone. That is to say

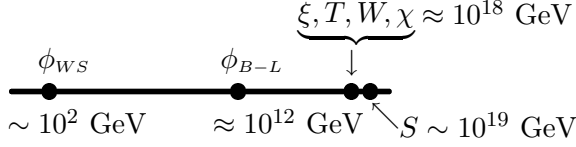


Fig. 1

The energy scale of the vacuum expectation values of the Higgs fields within the extended Anti-GUT model.

we postulate for each family<sup>1</sup> the subgroup of the well-known grand unification group,  $SO(10)$ , which consists only of those generators that do not mix the different irreducible representation of the Standard Model,  $SMG_i \times U(1)_{B-L,i} = SU(3) \times SU(2) \times U(1) \times U(1)$ , where  $SMG$  denotes the Standard Model gauge group. The  $U(1)_f$  that seems a strange extra ingredient in the “old” Anti-GUT model - although called for in order to be able to fit the quark masses [6] - is in the extended version just a linear combination of  $(B-L)_i$  and  $y_i/2$  which happen to have separate anomaly cancellations for the right-handed neutrinos and for the rest (true Standard Model). Since the “old”  $U(1)_f$  quantum charge is a linear combination of  $(B-L)_2$ ,  $(B-L)_3$ ,  $y_2/2$  and  $y_3/2$  any anomaly constraint for  $U(1)_f$  and the extended model charges must be automatically satisfied. Thus there formally can be no hindrance for having  $U(1)_f$  as well as separate  $U(1)_{B-L,2}$  and  $U(1)_{B-L,3}$  gauge groups. However, such a possibility would imply that there would be a linear combination of the charges that would decouple from all the fermions and thus should not really be considered. In fact, it is a part of the arguments for the Anti-GUT model that one decides to ignore gauge fields which decouple from all observed fermions on the ground that they would have very little phenomenological relevance.

The Higgs fields in our model are assigned quantum numbers under the gauge group “extended Anti-GUT”  $= \prod_{i=1,2,3} (SMG_i \times U(1)_{B-L,i})$  which are determined by seeking a fit to the quark and lepton spectra including its mixing angles. It should, however, be kept in mind that the possibilities for fitting these charge quantum numbers are few, since they are only allowed to take quantised values - analogous to that these quantum numbers for the quarks and leptons only take simple quantised values - and thus the model remains very predictive. The model ends up having only 7 Higgs fields falling into four classes according to the order of magnitude of the expectation values<sup>2</sup>:

- 1) The smallest VEV Higgs field in this model plays the rôle of the Standard Model Weinberg-Salam Higgs field,  $\phi_{WS}$ , with the VEV at the weak scale being  $246 \text{ GeV}/\sqrt{2}$ .
- 2) The next smallest VEV Higgs field is also alone in its class and breaks the common  $B-L$  gauge group  $U(1)$ , common to the all the families. This symmetry is supposed to be broken (Higgsed) at the see-saw scale as needed for fitting the over all neutrino oscillation scale. This VEV is of the order of  $10^{12} \text{ GeV}$  and called  $\phi_{B-L}$ . This field was not assumed to exist

<sup>1</sup>Really, we should say “proto-family” because (1) these proto-family get mixed before they are identified with the true families (2) even the right-handed charm- and top-quarks get permuted.

<sup>2</sup>The quantum numbers of the seven boson fields are shown in Table 1.

in the “old” Anti-GUT model<sup>3</sup>.

- 3) The next 4 Higgs fields are called  $\xi$ ,  $T$ ,  $W$ , and  $\chi$  and have VEVs of the order of a factor 10 to 50 under the Planck unit. That means that if intermediate propagators have scales given by the Planck scale, as we assume, they will give rise to suppression factors of the order 1/10 each time they are needed to cause a transition. The field  $\chi$  was introduced for the purpose of the study of neutrinos and was not present in the “old” model.
- 4) The last one, with VEV of the order of the Planck scale, is the Higgs field  $S$ , which gives little or no suppression when it is applied. Therefore a transition amplitude in first approximation is not noticeably suppressed by this field  $S$ . Thus it gives rise to ambiguities in the model and its presence are not easily distinguished in phenomenology. Only if we take the VEV discernibly different from zero and/or make use of the “factorial corrections”, there is a possibility to observe phenomenological consequences of the field  $S$ .

In our previous article we formulated these quantum numbers with the use of the quantum number for the subgroup of the full gauge group called  $U(1)_f$ , but it is more elegant without this abelian gauge group. The  $U(1)_f$  quantum number,  $Q_f$ , used in earlier articles - both in extended Anti-GUT (where it can be avoided), and in “old” Anti-GUT (where there are no right-handed neutrinos and thus no anomaly free  $(B - L)$ ’s, so that  $U(1)_f$  is unavoidable) - is related to the quantum numbers of Table 1 by

$$Q_f = (B - L)_3 - (B - L)_2 + 2\left(\frac{y_2}{2} - \frac{y_3}{2}\right) . \quad (1)$$

The calculation of the mass matrices in our model consists in evaluating for each mass matrix element which of our seven Higgs fields are needed to provide the difference in quantum numbers between the right-handed Weyl components and the fermion in question to the left-handed ones. Then, one imagines that the propagator fermions all have Planck or fundamental mass scale masses in a Feynman diagram which is often a long chain of interactions with the successive Higgs fields that were needed. The order of magnitude of the diagram is then of the order of the Planck scale multiplied by a “suppression factor” for each Higgs field used. Now we assume that there are of order unity random couplings all along the chain and we therefor take for the value of the matrix element the product of the suppression factors times a *random factor of order unity*. These factors are taken as random numbers and at the end a logarithmic averaging of the resulting mass eigenvalues and mixing angles is taken.

### 3 Mass matrices and Higgs quantum numbers in the extended Anti-GUT model

To write down the mass matrices we need the quantum numbers of the Higgs fields. However, there is the freedom that we can modify the charge assignments without too much change in the predictions if we change the fields by adding to their quantum number assignment the quantum numbers of  $S$ . Thus we shall take the point of view that we really do not know from

---

<sup>3</sup>The influence, on the charged lepton mass matrix, of the new Higgs field,  $\chi$ , is only on the off-diagonal elements which are remain suppressed and do not dominate any masses or mixing angles.

Table 1: All  $U(1)$  quantum charges in extended Anti-GUT model. We presented here the three different possibilities of the  $\phi_{B-L}$  quantum charges.

	$SMG_1$	$SMG_2$	$SMG_3$	$U_{B-L,1}$	$U_{B-L,2}$	$U_{B-L,3}$
$u_L, d_L$	$\frac{1}{6}$	0	0	$\frac{1}{3}$	0	0
$u_R$	$\frac{2}{3}$	0	0	$\frac{1}{3}$	0	0
$d_R$	$-\frac{1}{3}$	0	0	$\frac{1}{3}$	0	0
$e_L, \nu_{eL}$	$-\frac{1}{2}$	0	0	-1	0	0
$e_R$	-1	0	0	-1	0	0
$\nu_{eR}$	0	0	0	-1	0	0
$c_L, s_L$	0	$\frac{1}{6}$	0	0	$\frac{1}{3}$	0
$c_R$	0	$\frac{2}{3}$	0	0	$\frac{1}{3}$	0
$s_R$	0	$-\frac{1}{3}$	0	0	$\frac{1}{3}$	0
$\mu_L, \nu_{\mu L}$	0	$-\frac{1}{2}$	0	0	-1	0
$\mu_R$	0	-1	0	0	-1	0
$\nu_{\mu R}$	0	0	0	0	-1	0
$t_L, b_L$	0	0	$\frac{1}{6}$	0	0	$\frac{1}{3}$
$t_R$	0	0	$\frac{2}{3}$	0	0	$\frac{1}{3}$
$b_R$	0	0	$-\frac{1}{3}$	0	0	$\frac{1}{3}$
$\tau_L, \nu_{\tau L}$	0	0	$-\frac{1}{2}$	0	0	-1
$\tau_R$	0	0	-1	0	0	-1
$\nu_{\tau R}$	0	0	0	0	0	-1
$\phi_{WS}$	0	$\frac{2}{3}$	$-\frac{1}{6}$	0	$\frac{1}{3}$	$-\frac{1}{3}$
$S$	$\frac{1}{6}$	$-\frac{1}{6}$	0	$-\frac{2}{3}$	$\frac{1}{3}$	0
$W$	0	$-\frac{1}{2}$	$\frac{1}{2}$	0	$-\frac{1}{3}$	$\frac{1}{3}$
$\xi$	$\frac{1}{6}$	$-\frac{1}{6}$	0	$\frac{1}{3}$	$-\frac{1}{3}$	0
$T$	0	$-\frac{1}{6}$	$\frac{1}{6}$	0	0	0
$\chi$	0	0	0	0	-1	1
<sup>1]</sup> $\phi_{B-L}$	0	0	0	1	0	1
<sup>2]</sup> $\phi_{B-L}$	0	0	0	0	1	1
<sup>3]</sup> $\phi_{B-L}$	0	0	0	0	0	2

the already developed phenomenology of the charged sector (quarks and charged leptons) the quantum numbers except modulo those of  $S$ .

To take into account the ambiguity of the choice of the quantum charges of Higgs fields, due to the VEV of  $S$  being of order of unity in Planck units, we could parametrise the quantum number combinations by integer parameters,  $\alpha, \beta, \gamma, \delta, \eta$  and  $\epsilon$  telling the number of additional  $S$ -quantum number combinations counted from some starting value of the quantum number combinations of the Higgs fields which are given in Table 1.<sup>4</sup> This consideration leads to the following Higgs field quantum charges:

$$S = (\frac{1}{6}, -\frac{1}{6}, 0, -\frac{2}{3}, \frac{2}{3}, 0)$$

<sup>4</sup>The starting values were though not the ones of Table 1 as seen from equation (11) below.

$$\begin{aligned}
W &= \left(-\frac{1}{6}, -\frac{1}{3}, \frac{1}{2}, \frac{2}{3}, -1, \frac{1}{3}\right) + \alpha S \\
T &= \left(-\frac{1}{6}, 0, \frac{1}{6}, \frac{2}{3}, -\frac{2}{3}, 0\right) + \beta S \\
\xi &= \left(\frac{1}{6}, -\frac{1}{6}, 0, \frac{1}{3}, -\frac{1}{3}, 0\right) + \gamma S \\
\phi_{ws} &= \left(\frac{1}{6}, \frac{1}{2}, -\frac{1}{6}, -\frac{2}{3}, 1, -\frac{1}{3}\right) + \delta S \\
\chi &= (0, 0, 0, 0, -1, 1) + \eta S \\
\text{case I : } \phi_{B-L} &= (0, 0, 0, 1, 0, 1) + \epsilon S \\
\text{case II : } \phi_{B-L} &= (0, 0, 0, 0, 1, 1) + \epsilon S \\
\text{case III : } \phi_{B-L} &= (0, 0, 0, 0, 0, 2) + \epsilon S .
\end{aligned} \tag{2}$$

Concerning the see-saw scale determining field  $\phi_{B-L}$ , we have listed three “promising” choices of the quantum numbers in addition to the shifting  $S$ -quantum numbers choice. With these quantum number combination we get the parameterised mass matrices as follows:

the uct-quarks:

$$M_U \simeq \frac{\langle \phi_{ws} \rangle}{\sqrt{2}} \begin{pmatrix} S^{1+\alpha-2\beta+2\gamma+\delta} W^\dagger T^2 (\xi^\dagger)^2 & S^{2+\alpha-2\beta-\gamma+\delta} W^\dagger T^2 \xi & S^{2\alpha-\beta-\gamma+\delta} (W^\dagger)^2 T \xi \\ S^{1+\alpha-2\beta+3\gamma+\delta} W^\dagger T^2 (\xi^\dagger)^3 & S^{2+\alpha-2\beta+\delta} W^\dagger T^2 & S^{2\alpha-\beta+\delta} (W^\dagger)^2 T \\ S^{3\gamma+\delta} (\xi^\dagger)^3 & S^{1+\delta} & S^{-1+\alpha+\beta+\delta} W^\dagger T^\dagger \end{pmatrix} \tag{3}$$

the dsb-quarks:

$$M_D \simeq \frac{\langle \phi_{ws} \rangle}{\sqrt{2}} \begin{pmatrix} S^{-1-\alpha+2\beta-2\gamma-\delta} W (T^\dagger)^2 \xi^2 & S^{-2-\alpha+2\beta-\gamma-\delta} W (T^\dagger)^2 \xi & S^{2-3\beta-\gamma-\delta} T^3 \xi \\ S^{-1-\alpha+2\beta-\gamma-\delta} W (T^\dagger)^2 \xi & S^{-2-\alpha+2\beta-\delta} W (T^\dagger)^2 & S^{2-3\beta-\delta} T^3 \\ S^{-2-2\alpha+4\beta-\gamma-\delta} W^2 (T^\dagger)^4 \xi & S^{-3-2\alpha+4\beta-\delta} W^2 (T^\dagger)^4 & S^{1-\alpha-\beta-\delta} W T \end{pmatrix} \tag{4}$$

the charged leptons:

$$M_E \simeq \frac{\langle \phi_{ws} \rangle}{\sqrt{2}} \begin{pmatrix} S^{-1-\alpha+2\beta-2\gamma-\delta} W (T^\dagger)^2 \xi^2 & S^{-2-\alpha+2\beta+3\gamma-\delta} W (T^\dagger)^2 (\xi^\dagger)^3 & S^{4-\alpha-4\beta+3\gamma-\delta-\eta} W T^4 (\xi^\dagger)^3 \chi \\ S^{-1-\alpha+2\beta-5\gamma-\delta} W (T^\dagger)^2 \xi^5 & S^{-2-\alpha+2\beta-\delta} W (T^\dagger)^2 & S^{4-\alpha-4\beta-\delta-\eta} W T^4 \chi \\ S^{2+2\alpha-4\beta-5\gamma-\delta} (W^\dagger)^2 T^4 \xi^5 & S^{1+2\alpha-4\beta-\delta} (W^\dagger)^2 T^4 & S^{1-\alpha-\beta-\delta} W T \end{pmatrix} \tag{5}$$

the Dirac neutrinos:

$$M_\nu^D \simeq \frac{\langle \phi_{ws} \rangle}{\sqrt{2}} \begin{pmatrix} S^{1+\alpha-2\beta+2\gamma+\delta} W^\dagger T^2 (\xi^\dagger)^2 & S^{2+\alpha-2\beta+3\gamma+\delta} W^\dagger T^2 (\xi^\dagger)^3 & S^{2+\alpha-2\beta+3\gamma+\delta-\eta} (W^\dagger) T^2 (\xi^\dagger)^3 \chi \\ S^{1+\alpha-2\beta-\gamma+\delta} W^\dagger T^2 \xi & S^{2+\alpha-2\beta+\delta} W^\dagger T^2 & S^{2+\alpha-2\beta+\delta-\eta} (W^\dagger) T^2 \chi \\ S^{-2+\alpha+\beta-\gamma+\delta+\eta} W^\dagger T^\dagger \xi \chi^\dagger & S^{-1+\alpha+\beta+\delta+\eta} W^\dagger T^\dagger \chi^\dagger & S^{-1+\alpha+\beta+\delta} W^\dagger T^\dagger \end{pmatrix} \tag{6}$$

Now we have to get the right-handed Majorana neutrino mass matrix to be able to calculate the effective neutrino mass matrix using the see-saw mechanism [7]. However, there are three different choices of the quantum charge of  $\phi_{B-L}$ , none of which give results that can be excluded immediately: the (1,3)-component of the right-handed mass matrix is dominant (called case I), another choice is the (2,3)-component is the dominant one (called II), and third one is the (3,3)-component as the dominant one (called III). In our previous paper, the right-handed neutrino mass matrix is considered as case I.

The right-handed Majorana neutrinos is given in the case I by:

$$M_R \simeq \langle \phi_{B-L} \rangle \begin{pmatrix} S^{-1-\gamma+\eta-\epsilon} \chi^\dagger \xi & S^{\eta-\epsilon} \chi^\dagger & S^{-\epsilon} \\ S^{\eta-\epsilon} \chi^\dagger & S^{1+\gamma+\eta-\epsilon} \chi^\dagger \xi^\dagger & S^{1+\gamma-\epsilon} \xi^\dagger \\ S^{-\epsilon} & S^{1+\gamma-\epsilon} \xi^\dagger & S^{1+\gamma-\eta-\epsilon} \chi \xi^\dagger \end{pmatrix} \quad (7)$$

In the case II:

$$M_R \simeq \langle \phi_{B-L} \rangle \begin{pmatrix} S^{-2-2\gamma+\eta-\epsilon} \chi^\dagger \xi^2 & S^{1+\gamma+\eta-\epsilon} \chi^\dagger \xi & S^{1+\gamma-\epsilon} \xi \\ S^{1+\gamma+\eta-\epsilon} \chi^\dagger \xi & S^{\eta-\epsilon} \chi^\dagger & S^{-\epsilon} \\ S^{1+\gamma-\epsilon} \xi & S^{-\epsilon} & S^{-\eta-\epsilon} \chi \end{pmatrix} \quad (8)$$

In the case III:

$$M_R \simeq \langle \phi_{B-L} \rangle \begin{pmatrix} S^{-2-2\gamma+2\eta-\epsilon} (\chi^\dagger)^2 \xi^2 & S^{-1-\gamma+2\eta-\epsilon} (\chi^\dagger)^2 \xi & S^{-1-\gamma+\eta-\epsilon} \chi^\dagger \xi \\ S^{-1-\gamma+2\eta-\epsilon} (\chi^\dagger)^2 \xi & S^{2\eta-\epsilon} (\chi^\dagger)^2 & S^{\eta-\epsilon} \chi^\dagger \\ S^{-1-\gamma+\eta-\epsilon} \chi^\dagger \xi & S^{\eta-\epsilon} \chi^\dagger & S^{-\epsilon} \end{pmatrix} . \quad (9)$$

Note that the quantum numbers of our different Higgs fields are not totally independent in so as far as there is a relation between the quantum numbers,

$$\vec{Q}_\chi = 3 \vec{Q}_W - 9 \vec{Q}_T + (-6 - 3\alpha + 9\beta + \eta) \vec{Q}_S , \quad (10)$$

and thus the Higgs field combinations needed for a given transition are not unique, so the choice of the largest contribution for each matrix element must be selected. To compare with our earlier work (except for [4]) and Table 1, we remark that the quantum number combination used in that work is obtained by putting

$$\alpha = \beta = 1 , \quad \gamma = 0 , \quad \delta = -1 , \quad \eta = 0 , \quad \epsilon = 0 . \quad (11)$$

## 4 The number of orderings correction for the Feynman diagrams

The technical detail called “factorial correction” consists in the following argument for a Feynman digram counting correction: the external lines signifying the attachment of the various Higgs fields used to make the quantum numbers match, can be put in several different sequences along the chain of fermion propagators in the diagram (see Fig. 2) providing the transition. For all these different sequences quite different fermion propagators are used. These differently

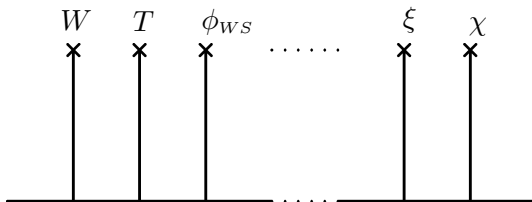


Fig. 2

One of the typical Feynman diagrams getting mass matrix element. The tad-pole lines with crosses symbolise VEV of the different Higgs fields.

ordered VEV-attachments are expected to be statistically independent and should be added with random phases. That means that one has a random walk in the complex plane (of amplitude values). The average of the numerical square of the amplitude for the mass matrix element, say, is getting additive contributions from the various diagrams and so goes up linearly with the number of diagrams. This means then that the amplitude goes as the square root of the number of diagrams with different orderings of the attachments of the different Higgs field symbols designating the action of these Higgs field VEV's. If we, for example, think of a matrix element for the electron mass, it turns out that in the model, it is necessary to use the vacuum expectation value for the Weinberg-Salam Higgs field  $\langle\phi_{ws}\rangle$  once, for the  $\xi$  twice, for the  $T$  twice, for the  $W$  once, and for the  $S$  field  $n$  times where  $n$  depends on the specific assignment of the quantum numbers to the other fields.

The number of orderings in which we can have the attachments of the VEV's for the electron mass generating diagram (in first approximation) is then  $(6+n)!/(2!2!n!)$ . This means that we expect the amplitude statistically to be  $\phi_{ws}\xi^2T^2WS^n\sqrt{(6+n)!/(2!2!n!)}$ . When these crude estimates of this correction were taken into account in the charged quark and lepton fits, it turned out that typically a somewhat smaller value of the expectation value for  $S$  was called for, say, around 1/2. Also the other VEVs would be somewhat changed in the "improved" fit including this "factorial correction" (so called because we have seen that it is square roots of factorials that come in). It is clear that the parameter  $\xi$ , which roughly plays the rôle of the Cabibbo angle and also explains the ratio of the mass of the first- to the second-generation (as being  $\xi^2$ ), will be smaller with the "factorial corrections" included in a fit because of the highly suppressed first-generation masses, of course, tended to have more fields to permute and thus a larger enhancement due the "factorials" than, say, the second-generation. Such a fit, then, must make  $\xi$  smaller with "factorials" in order to compensate so as to keep the first- to second-generation mass ratio fixed. Indeed the  $\xi$ -VEV without "factorials" is fit to about 1/10 whereas with "factorials" is instead rather 1/30.

Here is another little detail: Since the field  $S$  has the expectation value near unity (in Planck units) having one or several  $S$ -factors is not distinguishable from the fitting. Hence,  $S$ -factors are not very well determined from phenomenology. Now the number of  $S$ -factors needed to make a given quantum number shift can be changed by modifying the assignment of the quantum numbers for some of the *other* Higgs fields. Hence one can compensate for the changed quantum number by accompanying the other fields with a number of  $S$ -fields, so as to get the the same total transition in quantum number.

## 5 Data and fitting of charged sectors

Before the results are presented, we should review briefly the neutrino experimental data [1, 8, 9, 10, 11, 12, 13, 14, 15]: the best fit to the Super-Kamiokande atmospheric neutrino data shows near-maximal mixing angle and  $\Delta m_{\text{atm}}^2 \simeq 3.2 \times 10^{-3} \text{ eV}^2$ , the 90% C.L. range being  $(2 - 7) \times 10^{-3} \text{ eV}^2$ . As for the solar neutrino data there are four different solutions; the MSW-SMA require values of the mass square difference and mixing angle that (at 99 % C.L.) lie in the intervals

$$\begin{aligned} 4.0 \times 10^{-6} \text{ eV}^2 &\lesssim \Delta m_{\odot}^2 \lesssim 1.0 \times 10^{-5} \text{ eV}^2 , \\ 1.3 \times 10^{-3} &\lesssim \sin^2 2\theta_{\odot} \lesssim 1.0 \times 10^{-2} \end{aligned}$$



Table 2: Fits including  $\mathcal{O}(1)$  factors to quarks and charged leptons . The VEV of Higgs fields are measured in the Planck unit. For the notation of  $\alpha, \beta, \gamma, \delta$ , see formulas (2).

	$\alpha$	$\beta$	$\gamma$	$\delta$	$\langle W \rangle$	$\langle T \rangle$	$\langle S \rangle$	$\langle \xi \rangle$	$\tilde{\chi}^2$
i	-1	-1	-1	1	0.0741	0.0635	0.487	0.0331	1.57
ii	-1	0	-1	1	0.0945	0.0522	0.347	0.0331	1.41
iii	-1	0	1	-1	0.0857	0.0522	0.686	0.0365	1.59
iv	-1	1	-1	1	0.0894	0.0525	0.756	0.0247	1.26
v	-1	1	1	1	0.0945	0.0474	0.653	0.0365	1.46
vi	0	0	-1	0	0.0741	0.0810	0.286	0.0300	1.27
vii	0	0	-1	1	0.0857	0.0548	0.442	0.0347	1.40
viii	0	0	0	0	0.0816	0.0735	0.299	0.0331	1.37
ix	0	1	1	0	0.0945	0.0522	0.721	0.0331	1.62
x	1	-1	-1	1	0.0857	0.0522	0.622	0.0300	1.44
xi	1	-1	1	1	0.0900	0.0497	0.622	0.0383	1.70
xii	1	0	-1	0	0.0900	0.0522	0.537	0.0422	1.79
xiii	1	0	-1	1	0.0816	0.0549	0.538	0.0331	1.64
xiv	1	1	-1	0	0.1042	0.0522	0.346	0.0444	1.85

$$(3.25 \times 10^{-4} \lesssim \tan^2 \theta_\odot \lesssim 2.5 \times 10^{-3}) ,$$

whereas the MSW-LMA solution is realised in the intervals

$$\begin{aligned} 7.0 \times 10^{-6} \text{ eV}^2 &\lesssim \Delta m_\odot^2 \lesssim 2.0 \times 10^{-4} \text{ eV}^2 , \\ 0.50 &\lesssim \sin^2 2\theta_\odot \lesssim 1.0 \quad (0.17 \lesssim \tan^2 \theta_\odot \lesssim 1.0) . \end{aligned}$$

The LOW solution lies approximately in the region

$$\begin{aligned} 0.4 \times 10^{-7} \text{ eV}^2 &\lesssim \Delta m_\odot^2 \lesssim 1.5 \times 10^{-7} \text{ eV}^2 , \\ 0.80 &\lesssim \sin^2 2\theta_\odot \lesssim 1.0 \quad (0.38 \lesssim \tan^2 \theta_\odot \lesssim 1.0) , \end{aligned}$$

and the Vacuum oscillation (VO) in

$$\begin{aligned} 5 \times 10^{-11} \text{ eV}^2 &\lesssim \Delta m_\odot^2 \lesssim 5 \times 10^{-10} \text{ eV}^2 , \\ 0.67 &\lesssim \sin^2 2\theta_\odot \lesssim 1 \quad (0.27 \lesssim \tan^2 \theta_\odot \lesssim 4) . \end{aligned}$$

Since the parameter values resulting from the fits to the charged mass matrices for, *e.g.*,  $\xi$  are of the order of a factor 3 smaller than without the “factorial correction”, we have *a priori* an uncertainty of that order if we are not careful to treat the neutrino part of the calculation in the same way as the charged particle sector. In our previous paper we made partial “factorial corrections” for the neutrinos using the “old” parameters, of which  $\xi$  is most important, taken from fits to charged masses and mixing angles without “factorial corrections”. One can immediately foresee that making “factorial corrections” for both charged fermions and neutrinos should have the same effect as correcting the previous work [4] - very roughly - as if we simply decrease the  $\xi$ -value used for the neutrino predictions by about a factor 3.

Table 3: Typical fit including averaging over  $\mathcal{O}(1)$  factors with  $\alpha = -1$ ,  $\beta = 1$ ,  $\gamma = 1$  and  $\delta = 1$ . All quark masses are running masses at 1 GeV except the top quark mass which is the pole mass.

	Fitted	Experimental
$m_u$	3.1 MeV	4 MeV
$m_d$	6.6 MeV	9 MeV
$m_e$	0.76 MeV	0.5 MeV
$m_c$	1.29 GeV	1.4 GeV
$m_s$	390 MeV	200 MeV
$m_\mu$	85 MeV	105 MeV
$M_t$	179 GeV	180 GeV
$m_b$	7.8 GeV	6.3 GeV
$m_\tau$	1.29 GeV	1.78 GeV
$V_{us}$	0.21	0.22
$V_{cb}$	0.023	0.041
$V_{ub}$	0.0050	0.0035
$J_{CP}$	$1.04 \times 10^{-5}$	$2 - 3.5 \times 10^{-5}$
$\tilde{\chi}^2$	1.46	—

In [4] several fits to the masses and mixing angles for the charged lepton and quark were found using different quantum number assignments for the Higgs fields<sup>5</sup>  $\xi$ ,  $T$ ,  $W$ ,  $\phi_{WS}$  with respect to changing them by the quantum number combination of  $S$ , where we also vary  $\langle S \rangle$  rather than fixing  $\langle S \rangle = 1$ . The best fitting quantum number assignments from formula within the range  $|\alpha| \leq 1$ ,  $|\beta| \leq 1$ ,  $|\gamma| \leq 1$  and  $|\delta| \leq 1$  are reviewed in Table 2. The notation  $\tilde{\chi}^2$  in the last column of Table 2 is misleading with respect to its normalisation in as far as it is defined as what  $\tilde{\chi}^2$  would be if the uncertainty in the logarithms were unity:

$$\tilde{\chi}^2 = \sum \left[ \ln \left( \frac{m}{m_{\text{exp}}} \right) \right]^2 \quad (12)$$

where  $m$  are the fitted charged lepton and quark masses and mixing angles and  $m_{\text{exp}}$  are the corresponding experimental values. The Yukawa matrices are calculated at the fundamental scale which we take to be the Planck scale. We use the first order renormalization group equations (RGEs) for the Standard Model to calculate the matrices at lower scales. Running masses are calculated in terms of the Yukawa couplings at 1 GeV. A typical result of a fit including averaging over the order of unity (*i.e.*  $\mathcal{O}(1)$ ) random numbers (see last of the paragraph of section 2) is represented in Table 3.<sup>6</sup>

<sup>5</sup>In the paper [4] the gauge group does not include the see-saw sector; therefore in fitting the neutrino masses and mixing angles using right-handed neutrinos, we have to add new gauge fields and Higgs fields which spontaneously break the  $U(1)_{B-L}$  gauge group; *i.e.* we have to introduce the additional parameters, namely  $\epsilon$  and  $\eta$ . They can also be taken in the range  $|\epsilon| \leq 1$  and  $|\eta| \leq 1$ . See section 3 for details.

<sup>6</sup>Really Table 3 which is copied from Ref. [4] is said to have  $\mathcal{O}(1)$  factors in distinction to another table in that article in which only random phases were used.

## 6 Results and discussion

In Table 4 we have, in addition to presenting the measured numbers for the ratio of the mass square differences and the mixing angles for neutrinos, given a series of predictions for these quantities for various quantum number assignments of the Higgs fields in our model. The first column in this Table - below the experimental summary part - specify using a capital Roman number I, II or III the quantum number assignment for the  $B - L$  charge breaking field  $\phi_{B-L}$ . The dominant element of the right-handed Majorana mass matrix, is for the well-fitting scenarios, always one from the third column (the  $\nu_{R\tau}$  column). The capital Roman number denotes then the row number of this dominant element. Which element dominates depends of course on the  $\phi_{B-L}$  quantum numbers (see equations (7), (8) and (9)). Furthermore, there is a small Roman number referring to the quantum number combination chosen from Table 2 for the Higgs fields  $\xi$ ,  $T$ ,  $W$  and  $\phi_{WS}$  which were already used in the charged sector fitting. We only use combinations with good fitting of the charged sector. We also have the freedom to choose the quantum numbers of the fields only of relevance for the neutrinos  $\chi$  and  $\phi_{B-L}$  by shifting the Higgs fields  $S$  as parameterised by  $\epsilon$  and  $\eta$ . We have marked the best fit - case III - ix with the parameter choice  $\eta = 0$  and  $\epsilon = -1$  - with the black bullet in Table 4.

The VEV of  $\phi_{B-L}$  is irrelevant when we only look for the ratio  $\Delta m_{\odot}^2/\Delta m_{\text{atm}}^2$  but not for the absolute values of these mass square differences. Therefore we do not have to fit the VEV of  $\phi_{B-L}$ . But the  $\chi$ -field VEV is fit - by hand - for each of the quantum number combinations considered and this VEV relative to the fundamental units (*i.e.* the suppression factor really) is presented in the last column.

In spite of the fact that our previous article used only the case where  $\phi_{B-L}$  had the quantum numbers of the combination  $\nu_{Re}\nu_{R\tau}$  which we here call case I, we do not, upon using the factorial correction fitted expectation value of  $\xi$ ,  $T$ ,  $W$ , and  $\phi_{WS}$  (especially  $\xi$ ) get as good fits to the neutrino mass matrices as before. In fact, the case I calculations, using various well-fitting assignments in the charged sector, consistently, yield predictions for the solar to atmospheric mass square difference ratio,  $\Delta m_{\odot}^2/\Delta m_{\text{atm}}^2$  that are too small by about one order of magnitude compared to the MSW-SMA phenomenological value. This is due to that we - ignoring factorial corrections and order of unity details - get  $\xi^4$  for this ratio in the case I quantum number assignments. With the slightly “unfair” treatment of our previous article (using  $\xi$  *etc.* values deduced without use of factorials in the charged sectors - in spite of having “factorials” in the neutrino part of the calculation) - we managed to get an increase by a factor 6 for this ratio, but that is not sufficient with the correctly fitted  $\xi$ -VEV. We have therefore only presented a few examples with case I in Table 4.

Both case II and case III have many well-fitting quantum number assignments associated with them as is seen from Table 4. Generally, the tendency for both case II and case III is to predict the mass square difference ratio  $\Delta m_{\odot}^2/\Delta m_{\text{atm}}^2$  a bit too high by half an order of magnitude. Also the solar neutrino angle is predicted a bit too high.

The case III fits a little better than case II because case III predicts the solar mixing angle a little better, *i.e.* to be a bit smaller<sup>7</sup>. In all cases our predictions of the solar mixing angle is in the region of  $1.5 \times 10^{-3}$ . It fits very well for the MSW-SMA. It is, however, not compatible

---

<sup>7</sup>Equally good fits to the mass square difference ratio,  $\Delta m_{\odot}^2/\Delta m_{\text{atm}}^2 = 5.8 \times 10^{-3}$  is obtained for solutions II - vi and III - ix, but III - ix has the solar mixing angle closer to the global experimental fit [15],  $\tan^2 \theta_{\odot} \simeq 5.8 \times 10^{-4}$ .

Table 4: The numerical results of the three different cases, I, II and III combined with various charged sector fits denoted by small Roman numbers. The best fit, case III – ix with  $\eta = 0$  and  $\epsilon = -1$ , is marked with black bullet. See more detail in the text.

		$\tan^2 \theta_\odot$ [ $\sin^2 2\theta_\odot$ ]	$\frac{\Delta m_\odot^2}{\Delta m_{\text{atm}}^2}$	$\tan^2 \theta_{\text{atm}}$ [ $\sin^2 2\theta_{\text{atm}}$ ]	$\tan^2 \theta_{e3}$ [ $\sin^2 2\theta_{e3}$ ]	$\langle \chi \rangle$
experi– mental data	VO	$0.23 - 1.0$ [0.6–1.0]	$\approx 10^{-7}$	$0.485 - 1.0$ [0.88 – 1.0]	$\lesssim 0.026$ [ $\lesssim 0.1$ ]	–
	SMA	$(0.33 - 2.5) \times 10^{-3}$ [(1.3–10)×10 <sup>−3</sup> ]	$1.5^{+1.5}_{-0.7} \times 10^{-3}$			–
	LMA	$0.17 - 1.0$ [0.5–1.0]	$9.4^{+14}_{-6} \times 10^{-3}$			–
	LOW	$0.38 - 1.0$ [0.8–1.0]	$3.1^{+11}_{-2.3} \times 10^{-5}$			–
I-xiii	$\eta = 0, \epsilon = 1$	$7.8 \times 10^{-4}$	$6.7 \times 10^{-5}$	1.00	$8.0 \times 10^{-4}$	0.018
I-xiii	$\eta = -1, \epsilon = 1$	$7.8 \times 10^{-4}$	$7.8 \times 10^{-5}$	1.00	$7.8 \times 10^{-4}$	0.038
II-ii	$\eta = 1, \epsilon = 0$	$3.8 \times 10^{-3}$	$1.0 \times 10^{-2}$	0.93	$8.8 \times 10^{-4}$	0.016
II-vi	$\eta = 1, \epsilon = 0$	$4.7 \times 10^{-3}$	$5.8 \times 10^{-3}$	0.96	$1.0 \times 10^{-3}$	0.018
II-ix	$\eta = 0, \epsilon = 1$	$1.1 \times 10^{-3}$	$1.0 \times 10^{-2}$	0.96	$2.1 \times 10^{-4}$	0.026
II-v	$\eta = -1, \epsilon = 1$	$1.8 \times 10^{-3}$	$8.9 \times 10^{-3}$	1.00	$2.8 \times 10^{-4}$	0.022
II-ix	$\eta = -1, \epsilon = 1$	$1.2 \times 10^{-3}$	$9.0 \times 10^{-3}$	1.00	$1.9 \times 10^{-4}$	0.022
II-xi	$\eta = -1, \epsilon = 1$	$2.1 \times 10^{-3}$	$8.4 \times 10^{-3}$	0.95	$2.6 \times 10^{-4}$	0.023
II-vi	$\eta = 1, \epsilon = -1$	$4.3 \times 10^{-3}$	$6.6 \times 10^{-3}$	0.92	$1.0 \times 10^{-3}$	0.018
III-v	$\eta = 0, \epsilon = 0$	$1.1 \times 10^{-3}$	$8.8 \times 10^{-3}$	0.93	$6.6 \times 10^{-4}$	0.032
III-viii	$\eta = 0, \epsilon = 0$	$2.9 \times 10^{-3}$	$8.7 \times 10^{-3}$	0.99	$2.7 \times 10^{-4}$	0.063
III-xi	$\eta = 0, \epsilon = 0$	$1.4 \times 10^{-3}$	$8.0 \times 10^{-3}$	0.99	$7.3 \times 10^{-4}$	0.030
III-v	$\eta = 0, \epsilon = 1$	$1.2 \times 10^{-3}$	$6.8 \times 10^{-3}$	1.00	$6.4 \times 10^{-4}$	0.031
III-viii	$\eta = 0, \epsilon = 1$	$3.0 \times 10^{-3}$	$7.8 \times 10^{-3}$	0.95	$2.3 \times 10^{-4}$	0.065
III-xi	$\eta = 0, \epsilon = 1$	$1.5 \times 10^{-3}$	$6.3 \times 10^{-3}$	0.98	$6.4 \times 10^{-4}$	0.030
III-ii	$\eta = 1, \epsilon = 1$	$3.6 \times 10^{-3}$	$1.0 \times 10^{-2}$	0.92	$1.7 \times 10^{-3}$	0.018
III-vi	$\eta = 1, \epsilon = 1$	$4.4 \times 10^{-3}$	$8.0 \times 10^{-3}$	0.96	$2.3 \times 10^{-3}$	0.019
III-v	$\eta = -1, \epsilon = 1$	$1.5 \times 10^{-3}$	$6.3 \times 10^{-3}$	0.97	$6.2 \times 10^{-4}$	0.028
III-ix	$\eta = -1, \epsilon = 1$	$1.0 \times 10^{-3}$	$6.2 \times 10^{-3}$	0.95	$4.2 \times 10^{-4}$	0.028
III-ii	$\eta = 1, \epsilon = 0$	$3.6 \times 10^{-3}$	$1.0 \times 10^{-2}$	0.92	$2.4 \times 10^{-3}$	0.019
III-v	$\eta = -1, \epsilon = 0$	$1.5 \times 10^{-3}$	$6.8 \times 10^{-3}$	0.94	$6.2 \times 10^{-4}$	0.028
III-viii	$\eta = -1, \epsilon = 0$	$3.0 \times 10^{-3}$	$7.5 \times 10^{-3}$	1.00	$2.5 \times 10^{-4}$	0.130
III-ix	$\eta = -1, \epsilon = 0$	$1.0 \times 10^{-3}$	$6.7 \times 10^{-3}$	0.94	$4.2 \times 10^{-4}$	0.028
III-xi	$\eta = -1, \epsilon = 0$	$1.8 \times 10^{-3}$	$6.4 \times 10^{-3}$	0.99	$6.3 \times 10^{-4}$	0.028
III-v	$\eta = 0, \epsilon = -1$	$1.2 \times 10^{-3}$	$7.5 \times 10^{-3}$	0.98	$6.4 \times 10^{-4}$	0.031
• III-ix	$\eta = 0, \epsilon = -1$	$8.3 \times 10^{-4}$	$5.8 \times 10^{-3}$	0.97	$4.3 \times 10^{-4}$	0.035
III-xi	$\eta = 0, \epsilon = -1$	$1.5 \times 10^{-3}$	$7.8 \times 10^{-3}$	0.97	$6.4 \times 10^{-4}$	0.030
III-iii	$\eta = 1, \epsilon = -1$	$1.5 \times 10^{-3}$	$7.2 \times 10^{-3}$	0.97	$4.5 \times 10^{-4}$	0.025
III-ix	$\eta = 1, \epsilon = -1$	$1.3 \times 10^{-3}$	$7.5 \times 10^{-3}$	0.97	$2.8 \times 10^{-4}$	0.039
III-v	$\eta = -1, \epsilon = -1$	$1.5 \times 10^{-3}$	$8.2 \times 10^{-3}$	0.99	$6.5 \times 10^{-4}$	0.027
III-ix	$\eta = -1, \epsilon = -1$	$9.8 \times 10^{-4}$	$7.9 \times 10^{-3}$	1.00	$4.5 \times 10^{-4}$	0.027
III-xi	$\eta = -1, \epsilon = -1$	$1.8 \times 10^{-3}$	$7.9 \times 10^{-3}$	1.00	$6.4 \times 10^{-4}$	0.027

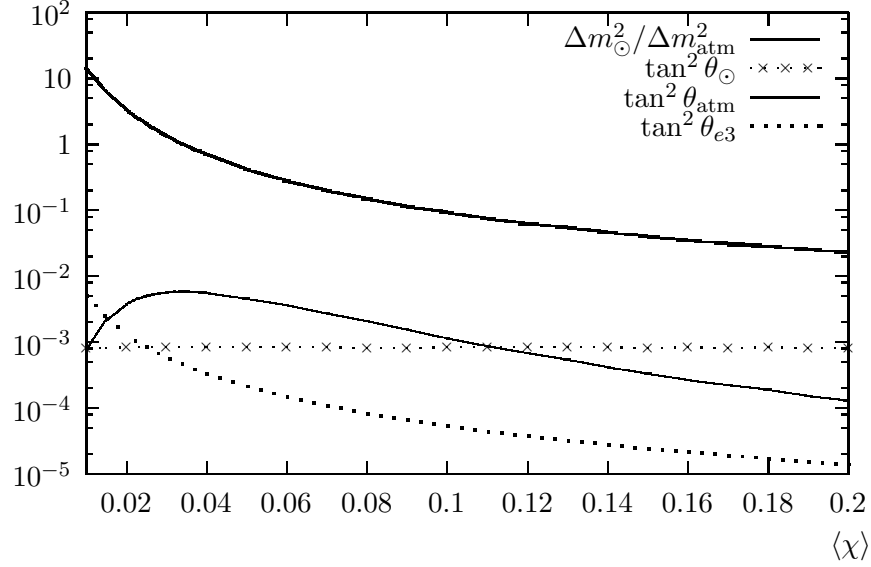


Figure 3: The numerical results in the best case, III-ix with  $\eta = 0$  and  $\epsilon = -1$ , of the ratio of the solar neutrino mass square difference to that for the atmospheric neutrino oscillation (thin solid line), and the squared tangent of the solar neutrino mixing angle (cross-dotted line), the atmospheric neutrino mixing angle (thick solid line) and the mixing angle  $\theta_{e3}$  (dotted line) as a function of the VEV of  $\chi$  Higgs field. The results are obtained with 100,000 order of unity random number selections.

with the other solution regions VO, LMA nor LOW. So it is necessary - unless our model is drastically changed - that the MSW-SMA is upheld. Otherwise our model disagrees significantly. Actually, this decrease in  $\xi$ -value insures that the first generation matrix elements proportional to  $\xi$  or  $\xi^2$  have many fields and therefore get large “factorials” that must be compensated for. In Table 2 we show some numerical results of the most suggestive calculations: the combination ( $\alpha = -1, \beta = 1, \gamma = -1, \delta = 1$ ), *i.e.*, case iv, giving the very best fit to the quarks and charged leptons supplemented with the trivial case (*i.e.*,  $\eta = 0, \epsilon = 0$ ) gave no modification of the already rather simple quantum number combinations for  $\chi$  and  $\phi_{B-L}$  in Table 1. This fitting of only  $\chi$  to neutrinos (case III – iv with  $\eta = 0$  and  $\epsilon = 0$ ) gives  $\tan^2 \theta_\odot = 7.5 \times 10^{-3}$  and  $\Delta m_\odot^2 / \Delta m_{\text{atm}}^2 = 1.3 \times 10^{-2}$ . We also considered some variations in  $\eta$  and  $\epsilon$  in order to study other than the very best fits of the charged sector. The main point is that the different choices do not yield very different fits to the neutrino oscillations and that there are very many good fits of which a selection - the best mainly - has been put in the table.

In the examples with case II and also case III, we tend to get close to the MSW-SMA solution although the solar neutrino mass square difference  $\Delta m_\odot^2$  is predicted a bit to the high side of experiments, *i.e.*  $\Delta m_\odot^2 / \Delta m_{\text{atm}}^2 \approx 6 \times 10^{-3}$  compared to the experimental  $\Delta m_\odot^2 / \Delta m_{\text{atm}}^2 \approx 2 \times 10^{-3}$ . Using the best fitting choice of which  $S$ -quantum numbers are added to the Higgs fields ( $\alpha = 0, \beta = 1, \gamma = 1, \delta = 0, \eta = 0, \epsilon = -1$ ) gave results just of that character (see also Fig. 3):

$$\frac{\Delta m_\odot^2}{\Delta m_{\text{atm}}^2} = 5.8^{+30}_{-5} \times 10^{-3} \quad (13)$$

$$\tan^2 \theta_\odot = 8.3^{+21}_{-6} \times 10^{-4} . \quad (14)$$

The deviation from the experimental data of our predictions should be considered within uncertainly limits. We interpret our “being uncertain by order unity” as meaning a relative uncertainty  $\pm 64\%$  for masses and mixing angles. Note that for the mass square difference ratio  $\Delta m_\odot^2 / \Delta m_{\text{atm}}^2$ , which involves four mass factors, the uncertainty is larger by a factor  $2\sqrt{2} \approx 3$  counted in logarithmic uncertainty meaning an uncertainty of the order  $^{+511}_{-84} \%$ . But for the squared mixing angles the uncertainty is “only”  $\pm 2 \times 64 \%$  meaning  $^{+260}_{-72} \%$ . With these uncertainties the predictions are in good agreement with experiment.

## 6.1 Crude calculation of the mass square difference

The results of the see-saw mechanism is that the light neutrino masses are quadratic in the Dirac masses and inversely proportional to the heavy right-handed Majorana masses:

$$M_{\text{eff}} \approx M_\nu^D M_R^{-1} (M_\nu^D)^T . \quad (15)$$

The mass square difference ratio,  $\Delta m_\odot^2 / \Delta m_{\text{atm}}^2$ , from equations (6), (9) and (15) can be approximately calculated (estimating by rules like  $\lambda_a a + \lambda_b b \simeq \sqrt{a^2 + b^2}$ , where  $\lambda_a$  and  $\lambda_b$  are order of unity random numbers) in the best case, *i.e.*, III – ix with  $\eta = 0$  and  $\epsilon = -1$ , as follows:

$$\begin{aligned} M_{\text{eff}} \Big|_{\substack{\text{case III-ix} \\ \eta=0, \epsilon=-1}} &\simeq \frac{\langle \phi_{\text{WS}} \rangle^2 S^2 W^2 T^2 \chi^2 \langle \phi_{B-L} \rangle^2}{\det M_R} \overbrace{\begin{pmatrix} 6\sqrt{35} S T \xi^2 & 60\sqrt{14} S^3 T \xi^3 & 60\sqrt{154} S^3 T \xi^3 \chi \\ 6\sqrt{35} S^2 T \xi & 2\sqrt{3} T & 2\sqrt{15} T \chi \\ 6\sqrt{70} S^2 \xi \chi & 2\sqrt{6} \chi & \sqrt{6} \end{pmatrix}}^{\text{part of } M_\nu^D} \\ &\times \underbrace{\begin{pmatrix} \sqrt{33}/2 & 2\sqrt{6} \xi & 3\sqrt{21}/2 \chi \xi \\ 2\sqrt{6} \xi & \sqrt{246} \xi^2 & 12\sqrt{5} \chi \xi^2 \\ 3\sqrt{21}/2 \chi \xi & 12\sqrt{5} \chi \xi^2 & 3\sqrt{165} \chi^2 \xi^2 \end{pmatrix}}_{\text{part of } M_R^{-1}} \underbrace{\begin{pmatrix} 6\sqrt{35} S T \xi^2 & 6\sqrt{35} S^2 T \xi & 6\sqrt{70} S^2 \xi \chi \\ 60\sqrt{14} S^3 T \xi^3 & 2\sqrt{3} T & 2\sqrt{6} \chi \\ 60\sqrt{154} S^3 T \xi^3 \chi & 2\sqrt{15} T \chi & \sqrt{6} \end{pmatrix}}_{\text{part of } (M_\nu^D)^T} \\ &\approx \frac{\langle \phi_{\text{WS}} \rangle^2 S^2 W^2 T^2 \chi^2 \xi^2 \langle \phi_{B-L} \rangle^2}{\det M_R} \begin{pmatrix} \sim 0 & \sim 0 & \sim 0 \\ \sim 0 & 1103 T^2 & 1391 T \chi \\ \sim 0 & 1391 T \chi & 2206 \chi^2 \end{pmatrix} , \quad (16) \end{aligned}$$

where we have used the Higgs fields  $S, W, T, \xi, \chi$  and the fields  $S^\dagger, W^\dagger, T^\dagger, \xi^\dagger, \chi^\dagger$  (with opposite quantum charges) equivalently because the non-supersymmetric model is considered here. Moreover we have used the numerical value  $S^2 \sim 1/2$  and the relation  $T \sim \chi$  to obtain the large atmospheric mixing angle. It is important that the dominant matrix elements are not uncorrelated. The determinant of the dominant 2-by-2 subgroups of  $M_{\text{eff}}$  must be calculated by multiplying the  $2 \times 2$  determinant of the relevant 2-by-2 sub-matrices of the three matrices,  $M_\nu^D, M_R^{-1}$  and  $(M_\nu^D)^T$ :

$$\begin{aligned} \det M_{\text{eff}} \Big|_{\substack{\text{case III-ix} \\ \eta=0, \epsilon=-1 \\ (2,3) \times (2,3) \text{ block}}} &= \det M_\nu^D \Big|_{\substack{(2,3) \times (1,2) \text{ block} \\ \eta=0, \epsilon=-1}} \det M_R^{-1} \Big|_{\substack{(1,2) \times (1,2) \text{ block} \\ \eta=0, \epsilon=-1}} \\ &\times \det((M_\nu^D)^T) \Big|_{\substack{(1,2) \times (2,3) \text{ block} \\ \eta=0, \epsilon=-1}} \quad (17) \end{aligned}$$

$$\sim 3 \times 10^6 \frac{S^8 W^4 T^6 \chi^6 \xi^4 \langle \phi_{\text{ws}} \rangle^4 \langle \phi_{B-L} \rangle^4}{(\det M_R)^2} \quad (18)$$

$$(\text{Tr} M_{\text{eff}})^2 \Big|_{\substack{\text{case III-ix} \\ \eta = 0, \epsilon = -1 \\ (2,3) \times (2,3) \text{ block}}} \sim 6 \times 10^6 \frac{S^4 W^4 T^4 \chi^8 \xi^4 \langle \phi_{\text{ws}} \rangle^4 \langle \phi_{B-L} \rangle^4}{(\det M_R)^2} \quad (19)$$

So we get

$$\sqrt{\frac{\Delta m_{\odot}^2}{\Delta m_{\text{atm}}^2}} \approx \frac{\det M_{\text{eff}}}{(\text{Tr} M_{\text{eff}})^2} \sim \frac{S^4}{2} \sim \frac{1}{8} \quad (20)$$

Actually, the terms coming from the  $(1,1)$ -component of the  $M_R^{-1}$  are somewhat dominant due to the factorial corrections, so that the dominant 2-by-2 subgroup, the  $(2,3) \times (2,3)$  of  $M_{\text{eff}}$ , is to first approximation degenerate.

## 7 Conclusion and resumé

We have considered a series of extensions so as to include of neutrinos of the earlier Anti-GUT fit to the charged quarks and lepton masses by introduction of two more Higgs field,  $\chi$  and  $\phi_{B-L}$ .

To fit the atmospheric neutrino oscillation experimental data it is necessary to fix the VEV of the Higgs field,  $\langle \chi \rangle$ , to be in first approximation  $\chi \sim T$  in order to arrange the atmospheric mixing angle to be of order unity. We should therefore not consider the agreement of the atmospheric mixing angle  $\theta_{\text{atm}}$  as one of the significant predictions of this model: we have, however, managed, at least, by such a fitting with  $\chi$ , to obtain a large mixing angle;  $\theta_{\text{atm}}$ , *i.e.*, the atmospheric mixing angle is essentially an input parameter in this model.

The success of this model should be rather judged from the following predictions:

- 1) the solar mixing angle which comes out proportional to  $\xi$  which in turn deviates only by “factorials” and order of unity from the Cabibbo angle.
- 2) the mass square difference ratio  $\Delta m_{\odot}^2 / \Delta m_{\text{atm}}^2$ .
- 3) the electron- and tau-neutrino mixing angle being small enough not to be in conflict with the CHOOZ measurements ( $U_{e3} = \sin \theta_{e3} \leq 0.16$ ).

The first of these predictions is the major reason that our model in the present form (*i.e.* with the present quantum number assignments only varied within the limits considered in this article) is only compatible with the MSW-SMA solar neutrino solution. The smallness of the Cabibbo angle results in our solar mixing angle being so small that it would stress the model drastically to seek to fit one of the series of large solar mixing angle fitting regions such as LMA, LOW or VO.

Within the theoretical uncertainty inherent in our predictions being only of order unity - even if taken as specified in Ref. [4] with 64% being one standard deviation - our model fits the data perfectly provided that we allow the MSW-SMA solution as the (possibly) valid one in spite of the fact that the day-night effect disfavour this solution by two standard deviation.

Regarding the charged lepton and quark fittings as already fixed, the neutrino fitting fits four pieces of data namely  $\Delta m_{\odot}^2$ ,  $\Delta m_{\text{atm}}^2$ ,  $\theta_{\odot}$  and  $\theta_{\text{atm}}$  plus one upper bound  $\sin \theta_{e3} \leq 0.16$  by two further parameters  $\phi_{B-L}$  which provides for the over all neutrino mass scale, and  $\chi$  which we could regard as taking care of  $\theta_{\text{atm}}$ . Extracting from the best fit, III – ix with  $\eta = 0$ ,  $\epsilon = -1$ , the result may be stated as

$$\tan \theta_{\odot} \approx \xi \approx \frac{1}{8} \theta_c, \quad (21)$$

$$\sqrt{\frac{\Delta m_{\odot}^2}{\Delta m_{\text{atm}}^2}} \approx \frac{1}{13}. \quad (22)$$

The collective fit of both the neutrinos and the charged sector of 18 pieces<sup>8</sup> of data with 7 fitted VEVs, one of which  $\langle S \rangle$  is still close to unity and with the  $\langle \phi_{WS} \rangle$  determined from the weak interaction Fermi constant, is so good order of magnitude-wise that it should perhaps be considered perfect.

Since our mass eigenvalues are not tightly degenerate, it is not likely - or rather it is impossible - that the renormalization group running should be very important as corrections to our predictions. In fact we expect them to have almost no influence to our order of unity accuracy for mass ratios of particles within the same group such as, say, the (left) neutrinos. In fact, in the charged sector, the renormalization group mainly just corrects the masses of the quarks by a factor 3 or so compared to the corresponding charged leptons.

One could perhaps complain though that we have had too many relatively complicated quantum number assignments which, although only discrete choices, may be too many possibilities to make our fit convincing. The Anti-GUT model with its very many gauge fields can also be complained about as being too complicated, but here it should be pointed out that indeed it should rather gain its reason for being considered by being the largest gauge group transforming the Standard Model fermions plus the see-saw neutrinos non-trivially among themselves without unifying irreducible representations of the Standard Model.

## 7.1 Quantum number system of fitting results

Presumably the honest motivation for a fit as in the present work is that we have a major part of the fitting going on by fitting the discrete representation choice for the Higgs fields. The best fit has its Higgs field (abelian) quantum numbers listed in Table 5. This Table, in this sense, represents quantum numbers that are derived/inspired from experiment. One can then imagine using this inspiration to look for regularities suggestive of the model beyond the Standard Model. It is easy to estimate the VEV for  $\phi_{B-L}$  needed in the fit by using, say, the example of section 6.1. Inserting

$$\det M_R \approx 72 S^3 \chi^4 \xi^2 \langle \phi_{B-L} \rangle^3 \quad (23)$$

into equation (19) yields

$$\Delta m_{\text{atm}}^2 \simeq (\text{Tr } M_{\text{eff}})^2 \simeq 1.2 \times 10^3 \frac{W^4 T^4 \langle \phi_{WS} \rangle^4}{S^2 \langle \phi_{B-L} \rangle^2}. \quad (24)$$

---

<sup>8</sup>All the fermion masses of the SM, except an additive constant to the neutrino mass squares, (*i.e.* six quarks, three charged leptons and two neutrino mass square differences), and further the mixing angles namely three Cabibbo-Kobayashi-Maskawa mixing angles, three neutrino mixing angles and the Jarlskog triangle.



Table 5: All  $U(1)$  quantum charges of the best fit in extended Anti-GUT model. The VEV are presented in the Planck unit.

	$SMG_1$	$SMG_2$	$SMG_3$	$U_{B-L,1}$	$U_{B-L,2}$	$U_{B-L,3}$	VEV
$\phi_{WS}$	$\frac{1}{6}$	$\frac{1}{2}$	$-\frac{1}{6}$	$-\frac{2}{3}$	1	$-\frac{1}{3}$	$\sim 10^{-17}$
$S$	$\frac{1}{6}$	$-\frac{1}{6}$	0	$-\frac{2}{3}$	$\frac{2}{3}$	0	0.721
$W$	$-\frac{1}{6}$	$-\frac{1}{3}$	$\frac{1}{2}$	$\frac{2}{3}$	-1	$\frac{1}{3}$	0.0945
$\xi$	$\frac{1}{3}$	$-\frac{1}{3}$	0	$-\frac{1}{3}$	$\frac{1}{3}$	0	0.0331
$T$	0	$-\frac{1}{6}$	$\frac{1}{6}$	0	0	0	0.0522
$\chi$	0	0	0	0	-1	1	0.0345
$\phi_{B-L}$	$-\frac{1}{6}$	$\frac{1}{6}$	0	$\frac{2}{3}$	$-\frac{2}{3}$	2	$\sim 10^{-8}$

Then from equation (23) together with the atmospheric neutrino oscillation data we get

$$\langle \phi_{B-L} \rangle \sim 6.7 \times 10^{11} \text{ GeV} . \quad (25)$$

We present here the order of magnitude of the right-handed Majorana neutrino masses from the mass matrix,  $M_R$ , of the best fitting case, III – ix with  $\eta = 0$  and  $\epsilon = -1$  including factorial corrections:

$$\begin{aligned} M_{R\nu_1} &\approx 3 \times 10^6 \text{ GeV} , \\ M_{R\nu_2} &\approx 4 \times 10^8 \text{ GeV} , \\ M_{R\nu_3} &\approx 1.4 \times 10^{11} \text{ GeV} . \end{aligned} \quad (26)$$

## 7.2 Theoretical lesson

It is highly remarkable that we obtain the rather good fit of the mass square difference ratio,  $\Delta m_{\odot}^2 / \Delta m_{\text{atm}}^2$ , in the two well-fitting cases II and III: were it not for the, in principle, order unity factors coming out of this ratio, it should have simply been unity:  $\Delta m_{\odot}^2 / \Delta m_{\text{atm}}^2 \approx 1$  since the Higgs VEV's drop out except for the Higgs field  $S$ . The remaining in principle order unity ratio comes out of the way the various numbers are combined in the calculations of inverse matrices and matrix products and the “factorial corrections” which are due to diagram counting and the field  $S$ .

All of the numbers that are not of order unity in our model, namely the Higgs field VEV (in Planck units)  $\xi, \chi \dots$ , except  $S$  which has anyway  $\langle S \rangle \approx 1$ , drop out of this ratio. This is the way that our model in cases II and III solves one of the at first sight almost hopeless problems with data: how, in fitting the large atmospheric mixing angle, to get the hierarchically looking large mass square difference ratio between the middle and the heaviest eigenmass neutrinos when the highest mass has to mix strongly (of order unity) with other eigenstates.

It is, however, indeed possible to interpret this hierarchical mass ratio as really due to a hierarchical small VEV as case I does, where this ratio goes as  $\xi^4$ . However, case I, does not fit well precisely because it makes this ratio too small - too hierarchical.

### 7.3 Our qualitative predictions for future neutrino physics

We summarise here our predictions for future neutrino experiments assuming that this model were/is right:

- 1) It should be SMA-MSW that becomes the best fit (the day-night effect should be tested by the SNO detector [16]).
- 2) It is good that the atmospheric mixing angle is of order unity but it should not turn out to be very close to  $\tan^2 \theta_{\text{atm}} \approx 1$ , *i.e.*  $\tan^2 \theta_{\text{atm}} = 1 + \mathcal{O}(\text{lower order})$ . There are namely models of a similar spirit (but not our most promising fits) which behave this way - for example when a pair of off-diagonal elements of  $M_{\text{eff}}$  dominate.
- 3) KamLAND should not be able to see any neutrino oscillation because of SMA-MSW.
- 4) Since this model only contains three light neutrinos, there is no place for the LSND effect [17].

It is important to confront our model with baryon number production in Big Bang which in models like ours with pure standard model at the weak scale must get the baryon number as a  $B - L$  contribution from some other scale. This model is of the see-saw type with the scale given by the neutrino oscillation scale. After crude estimation of the Baryogenesis, we found that this model predicts the right range as Ref. [18, 19] studied. Since we do not have SUSY in our model - preferably at least - we do not have to worry about gravitino problems [20]. We can say that they simply do not exist at all or only at such high energy scales that they are totally irrelevant. Another potential problem [21, 22] is the wash out of the  $B - L$  excess. It is diminished compared to the typical lightest see-saw masses considered by [19] because of our relatively low lightest see-saw mass,  $3 \times 10^6$  GeV (see equation (26)).

The assumptions of quantum numbers are a bit arbitrary or fitted rather and a bit complicated although still discrete. But otherwise it is a very reasonable and expected type of assumptions that are used, *e.g.*, the major assumption of all couplings at “Planck scale” being of order unity is philosophically one of the easiest to get. It is (almost) just use of usual dimensionality argumentation. That the only deviation from everything being of order unity comes from the VEVs may find a bit of support in the well-known fact that in super-conductors, VEVs tend often to be very small on the atomic physics scale expected *a priori*.

## Acknowledgements

We wish to thank W. Buchmüller, C.D. Froggatt, S. Lola, M. Plümacher and T. Yanagida for useful discussions. We thank D. L. Bennett for reading the manuscript. We wish to thank the Theory Division of CERN for the hospitality extended to us during our visits where most part of this work was done. H.B.N. thanks the EU commission for grants SCI-0430-C (TSTS), CHRX-CT-94-0621, INTAS-RFBR-95-0567 and INTAS 93-3316(ext). Y.T. thanks the Scandinavia-Japan Sasakawa foundation for grants No.00-22.

## References

- [1] Y. Totsuka, talk at 8th International Conference on Supersymmetries in Physics (SUSY2K), 26 June - 1 July 2000, CERN, Geneva, Switzerland.
- [2] L. Wolfenstein, Phys. Rev. **D17** (1978) 2369; S. P. Mikheyev and A. Yu Smirnov, Sov. J. Nucl. Phys. **42** (1986) 913.
- [3] H.B. Nielsen and Y. Takanishi, Nucl. Phys. **B588** (2000) 281.
- [4] C.D. Froggatt, H.B. Nielsen and D.J. Smith, in progress.
- [5] see for example: C. D. Froggatt, H. B. Nielsen and D. J. Smith, Phys. Lett. **B385** (1996) 150; D.L. Bennett, C.D. Froggatt and H.B. Nielsen, Proceeding paper of the APCTP-ICTP Joint International Conference (AIJIC 97) on Recent Developments in Nonperturbative Quantum Field Theory, Seoul, Korea, 26-30 May 1997.
- [6] C. D. Froggatt, G. Lowe and H. B. Nielsen, Phys. Lett. **B311** (1993) 163; C. D. Froggatt, G. Lowe and H. B. Nielsen, Nucl. Phys. **B414** (1994) 579; C. D. Froggatt, G. Lowe and H. B. Nielsen, Nucl. Phys. **B420** (1994) 3.
- [7] T. Yanagida, in Proceedings of the Workshop on Unified Theories and Baryon Number in the Universe, Tsukuba, Japan (1979), eds. O. Sawada and A. Sugamoto, KEK Report No. 79-18; M. Gell-Mann, P. Ramond and R. Slansky in Supergravity, Proceedings of the Workshop at Stony Brook, NY (1979), eds. P. van Nieuwenhuizen and D. Freedman (North-Holland, Amsterdam, 1979).
- [8] Y. Fukuda *et al.*, Super-Kamiokande Collaboration, Phys. Lett. **B467** (1999) 185; H. Sobel, talk at XIX International Conference on Neutrino Physics and Astrophysics, Sudbury, Canada, June 2000; T. Toshito, talk at the XXXth International Conference on High Energy Physics, July 27 - August 2, 2000 (ICHEP 2000) Osaka, Japan.
- [9] Y. Suzuki, talk at XIX International Conference on Neutrino Physics and Astrophysics, Sudbury, Canada, June 2000; T. Takeuchi, talk at the XXXth International Conference on High Energy Physics, July 27 - August 2, 2000 (ICHEP 2000) Osaka, Japan.
- [10] B. T. Cleveland *et al.*, Astrophys. J. **496** (1998) 505; R. Davis, Prog. Part. Nucl. Phys. **32** (1994) 13; K. Lande, talk at XIX International Conference on Neutrino Physics and Astrophysics, Sudbury, Canada, June 2000.
- [11] SAGE Collaboration, J. N. Abdurashitov *et al.*, Phys. Rev. **C60** (1999) 055801; V. Gavrin, talk at XIX International Conference on Neutrino Physics and Astrophysics, Sudbury, Canada, June 2000.
- [12] GALLEX Collaboration, W. Hampel *et al.*, Phys. Lett. **B447** (1999) 127.
- [13] E. Belloti, talk at XIX International Conference on Neutrino Physics and Astrophysics, Sudbury, Canada, June 2000.
- [14] J. N. Bahcall, P. I. Krastev and A. Y. Smirnov, Phys. Lett. **B477** (2000) 401; Phys. Rev. **D 62** (2000) 093004.

- [15] M.C. Gonzalez-Garcia, M. Maltoni, C. Peña-Garay and J.W. Valle, Phys. Rev. **D 63** (2001) 033005.
- [16] M. Maris and S. T. Petcov, Phys. Rev. **D62** (2000) 093006.
- [17] C. Athanassopoulos *et al.*, LSND Collaboration, Phys. Rev. **C54** (1996) 2685; Phys. Rev. Lett. **77** (1996) 3082; Phys. Rev. Lett. **81** (1998) 1774.
- [18] M. Fukugita and T. Yanagida, Phys. Lett. **B174** (1986) 45.
- [19] W. Buchmüller and M. Plümacher, Phys. Lett. **B389** (1996) 73; M. Plümacher, hep-ph/9807557.
- [20] T. Asaka, K. Hamaguchi, M. Kawasaki and T. Yanagida, Phys. Rev. **D61** (2000) 083512.
- [21] H. B. Nielsen and Y. Takanishi, Contribution to The Scandinavian Neutrino Workshop, Uppsala, Sweden, 8-10 February 2001; hep-ph/0101181.
- [22] H. B. Nielsen and Y. Takanishi, to be submitted to Phys. Lett. **B**; hep-ph/0101307.