

Does the D^+/D^- production asymmetry decrease at large x_F ?

F. Carvalho ^{*}, F.O. Durães [†], F.S. Navarra [‡], M. Nielsen [§]

Instituto de Física, Universidade de São Paulo

C.P. 66318, 05315-970 São Paulo, SP, Brazil

Abstract

We have applied the meson cloud model to calculate the asymmetry in D meson production in high energy Σ^- -nucleus and π^- -nucleus collisions. We find a good agreement with recent data. Our results suggest that the asymmetry may decrease at large x_F .

Typeset using REVTeX

^{*}e-mail: babi@if.usp.br

[†]e-mail: fduraes@if.usp.br

[‡]e-mail: navarra@if.usp.br

[§]e-mail: mnielsen@if.usp.br

I. INTRODUCTION

Several experiments have reported [1–5] a significant difference between the x_F (Feynman momentum) dependence of leading and nonleading charmed mesons (D). Recent data taken by the WA89 collaboration [5] with a Σ^- beam have not only confirmed the asymmetry and the leading particle effect but have also observed this effect in D_s and Λ_c production. An interesting feature of the WA89 data is that they suggest, inspite of very large error bars and poor statistics, that the asymmetry decreases at very large x_F .

Very soon after the appearance of the first data, it became clear that it was not possible to understand them only with usual perturbative QCD or with the string fragmentation model contained in PYTHIA. Alternative models have been advanced [6–9]. All these models obtain a reasonable description of data, but none of them predicts a decrease in the asymmetry.

The purpose of this letter is to show that in the meson cloud model (MCM) [10] we can reproduce data and accomodate a possible decrease of the asymmetry. The MCM has been very successful in the study of hadron structure [10] and of particle production in high energy soft hadron collisions [11–15]. In refs. [16,17] it has been extended to the charm sector.

II. ASYMMETRY PRODUCTION IN THE MESON CLOUD MODEL

In the MCM we assume that quantum fluctuations in the projectile play an important role. Both the Σ^- and π^- may be decomposed in a series of Fock states. This series has also been discussed in Ref. [7], where, for example, fluctuations of the type $|\pi^-\rangle = |\bar{u}d\bar{c}c\rangle$ and $|\Sigma^-\rangle = |dds\bar{c}c\rangle$ were considered. In the MCM we write the Fock decomposition in terms of the equivalent hadronic states $|\pi^-\rangle = |D^{0*}D^-\rangle$ and $|\Sigma^-\rangle = |\Xi_c^0 D^-\rangle$. In order to keep the calculation simple, we shall assume that, this expansion contains only the “bare” terms (without cloud fluctuations), the lightest states (which are, in general the dominant ones) and states containing the produced charmed meson (D or D_s). The latter are, of course very much suppressed but they will be responsible for asymmetries. More precisely we shall assume that

$$|\Sigma^-\rangle = Z [|\Sigma_0^-\rangle + |\Sigma\pi\rangle + |\Xi_c^0 D^-\rangle + |\Sigma_c^0 D_s^-\rangle] \quad (1)$$

and

$$|\pi^-\rangle = Z' [|\pi_0^0\rangle + |\rho\pi\rangle + |D^{0*}D^-\rangle] \quad (2)$$

where Z and Z' are normalization constants and $|\Sigma_0^-\rangle$ and $|\pi_0^0\rangle$ are the “bare” sigma and pion. The relative normalization of these states is fixed once the cloud parameters are fixed. We shall first study the Σ^- . This projectile baryon is thus regarded as being a sum of virtual meson (M)-baryon (B) pairs and a Σ^- - proton reaction can thus be viewed as a reaction between the “constituent” mesons and baryons of the Σ^- with the proton.

With a Σ^- beam the possible reaction mechanisms for D^- meson production at large x_F and small p_T (the soft regime) are illustrated in Fig. 1. In Fig. 1a the baryon just “flies through”, whereas the corresponding meson interacts inelastically producing a D^-

in the final state. In Fig. 1b the meson just “flies through”, whereas the corresponding baryon interacts inelastically producing a D^- in the final state. In Fig. 1c the meson in the cloud is already a D^- (or D_s^-) which escapes (similar considerations hold for D^- production with a π^- beam). This last mechanism is responsible for generating asymmetries. We shall refer to the first two processes as “indirect production” (I) and to the last one as “direct production” (D). The first two are calculated with convolution formulas whereas the last one is given basically by the meson momentum distribution in the cloud initial $|MB\rangle$ state. Direct production has been widely used in the context of the MCM and applied to study n , Δ^{++} and π^0 production [11,12]. Indirect meson production has been considered previously in [13,14].

Inside the baryon, in the $|MB\rangle$ state, the meson and baryon have fractional momentum y_M and y_B with distributions called $f_{M/MB}(y_M)$ and $f_{B/MB}(y_B)$ respectively (we shall use for them the short notation f_M and f_B). Of course $y_M + y_B = 1$ and these distributions are related by $f_M(y) = f_B(1 - y)$. The “splitting function” $f_M(y)$ represents the probability density to find a meson with momentum fraction y of the total cloud state $|MB\rangle$. With f_M and f_B we can compute the differential cross section for production of D mesons, which, in the reaction $\Sigma^- p \rightarrow DX$, is given by:

$$\frac{d\sigma^{\Sigma^- p \rightarrow DX}}{dx_F} = \Phi_M + \Phi_B + \Phi_D \quad (3)$$

where

$$\Phi_M = \sum_{MB} \int_{x_F}^1 \frac{dy}{y} f_M(y) \frac{d\sigma^{M+p \rightarrow D+X}(x_F/y)}{d(x_F/y)} \quad (4)$$

and

$$\Phi_B = \sum_{MB} \int_{x_F}^1 \frac{dy}{y} f_B(y) \frac{d\sigma^{B+p \rightarrow D+X}(x_F/y)}{d(x_F/y)} \quad (5)$$

Φ_M and Φ_B refer respectively to the indirect meson and baryon initiated reactions and x_F is the fractional longitudinal momentum of the outgoing meson. The sum is over all cloud states. In view of the simplification made in (1) and (2) these sums will have only one term ($|\Sigma^- \pi^0\rangle$ for the sigma and $|\rho^- \pi^0\rangle$ for the pion). Φ_D represents the direct process depicted in Fig. 1c and is given by:

$$\Phi_D = \frac{\pi}{x_F} f_D(x_F) \sigma^\Xi \quad (6)$$

where $f_D \equiv f_{D^-/\Xi_c^0 D^-}$ and σ^Ξ is the total $p \Xi_c^0$ cross section. An analogous expression can be written for the reaction $\pi^- p \rightarrow DX$. For the differential “elementary cross sections” appearing in (4) and (5), we shall use the parametrization:

$$\frac{d\sigma^{M(B)+p \rightarrow D+X}(x_F)}{dx_F} = \sigma_0 (1 - x_F)^n \quad (7)$$

where $n \simeq 4$ and $\sigma_0 \simeq 7 \mu b$ as suggested by the WA89 data analysis [5]. Using (3), we can compute the cross sections and also the leading (D^-)/nonleading(D^+) asymmetry:

$$\begin{aligned}
A(x_F) &= \frac{\frac{d\sigma^{D^-}(x_F)}{dx_F} - \frac{d\sigma^{D^+}(x_F)}{dx_F}}{\frac{d\sigma^{D^-}(x_F)}{dx_F} + \frac{d\sigma^{D^+}(x_F)}{dx_F}} \\
&= \frac{\Phi_D + \Phi_M^{D^-} + \Phi_B^{D^-} - \Phi_M^{D^+} - \Phi_B^{D^+}}{\Phi_D + \Phi_M^{D^-} + \Phi_B^{D^-} + \Phi_M^{D^+} + \Phi_B^{D^+}} \\
&\simeq \frac{\Phi_D}{\Phi_D + 2(\Phi_M^D + \Phi_B^D)}
\end{aligned} \tag{8}$$

where the last line follows from assuming $\Phi_M^{D^-} = \Phi_M^{D^+} = \Phi_M^D$ and $\Phi_B^{D^-} = \Phi_B^{D^+} = \Phi_B^D$. This last assumption is made just for the sake of simplicity. In reality (and also in the calculations performed in [18]) these contributions are not equal and they are an additional small source of asymmetry. Inserting the definitions (4), (5), (6) and (7) in the above expression the asymmetry becomes:

$$A(x_F) = \frac{\frac{f_D(x_F)}{x_F}}{\frac{f_D(x_F)}{x_F} + N' \left\{ \int_{x_F}^1 \frac{dy}{y} [f_M(y) + f_B(y)] \left(1 - \frac{x_F}{y}\right)^n \right\}} \tag{9}$$

where $N' = 2\sigma_0/\pi\sigma^\Xi$ is a dimensionless number.

In the above expression, f_M and f_B refer to light systems (with no charm) and either are well known or strongly constrained from other data analyses [10–12]. The behavior of (9) is controlled by N' and $f_D(x_F)$. In our analysis we use the following light cone form for the splitting functions appearing in (9) [19]:

$$f_M(y) = \int_0^\infty \frac{d\mathbf{k}_\perp^2}{16\pi^2} |\psi(y, \mathbf{k}_\perp^2)|^2 \tag{10}$$

with

$$\psi(y, \mathbf{k}_\perp^2) = A \exp\left(-\frac{\mathcal{M}_M^2}{8\alpha^2}\right) \tag{11}$$

where $\mathcal{M}_M^2 = \frac{\mathbf{k}_\perp^2 + m_M^2}{y} + \frac{\mathbf{k}_\perp^2 + m_B^2}{1-y}$ is the invariant mass of the meson(M)-baryon(B) system, m_M and m_B are their masses and \mathbf{k}_\perp and y are respectively the tranverse and (fractional) longitudinal momentum of the meson and A is a normalization constant.

Substituting (10) into (9), we can write our final expression for the asymmetry:

$$A(x_F) = \frac{F_D(x_F)}{F_D(x_F) + N F_I(x_F)} \tag{12}$$

where

$$F_D(x_F) = (1 - x_F) \exp\left(-\frac{\frac{m_D^2}{x_F} + \frac{m_\Xi^2}{1-x_F}}{4\alpha_D^2}\right) \tag{13}$$

$$F_I(x_F) = \int_{x_F}^1 dy (1-y) \left[\exp \left(-\frac{\frac{m_\pi^2}{y} + \frac{m_\Sigma^2}{1-y}}{4\alpha_I^2} \right) + \exp \left(-\frac{\frac{m_\Sigma^2}{y} + \frac{m_\pi^2}{1-y}}{4\alpha_I^2} \right) \right] \times \left(1 - \frac{x_F}{y} \right)^n \quad (14)$$

and

$$N = \frac{2 A_I^2 \alpha_I^2 \sigma_0}{\pi A_D^2 \alpha_D^2 \sigma^\Xi} \quad (15)$$

where A_I and α_I (A_D and α_D) are respectively the normalization constant and width of the light (heavy) meson-baryon state.

III. RESULTS AND DISCUSSION

We are now ready for numerical evaluations. Before presenting them we emphasize that i) our calculation is based on quite general and well established ideas, namely that hadron projectiles fluctuate into hadron-hadron (cloud) states and that these states interact with the target; ii) our results only depend on three parameters: α_D , α_I and N . Whereas α_D (α_I) determines the width of the momentum distribution of the leading (light) meson in the cloud, N depends essentially on the relative weights of the states $|\Sigma^- \pi^0\rangle$ and $|\Xi_c^0 D^-\rangle$ (or $|\Sigma_c^0 D_s^-\rangle$).

Previous experience with data analysis indicates [19] that $\alpha_I = 0.45 \text{ GeV}$. We will keep this number fixed and vary α_D and N . We observe that (12) is much more sensitive to α_D than to N . Indeed, a numerical investigation of (12) reveals that for a wide range of acceptable values of N , the behavior of the asymmetry at large x_F is dictated by α_D (which controls the width of the D meson momentum distribution in the cloud). It may be broad enough to be larger than the indirect contribution (14) making (12) go to unity at large x_F . This would be the case if we would use for f_M (and consequently for f_D) the traditional MCM formula [10,17] and this is also the conclusion of all the models addressing the asymmetry problem. Expression (10) admits this limit for large α_D .

Whereas in the light sector the large body of existing experimental information forces f_M to be what it is (broad), in the charm sector we do not know enough about the width of f_D . A similar situation occurs in a different context, namely the study of valence quark distributions in mesons. In the well studied case of the pion, we know that the quark distribution is relatively broad. In the less known case of the J/ψ , some works [20] suggest that the charm quark distribution is rather narrow. If this were true for meson-baryon states, then we could expect f_D to be significantly narrower than f_M (and also than f_B). In this case, because f_D goes to zero faster than the indirect contributions, the asymmetry (12) would vanish at very large x_F (as it will be seen, this behavior is consistent with experimental data).

The D_s^-/D_s^+ asymmetry can be calculated following the steps mentioned above and replacing the $|\Xi_c^0 D^-\rangle$ state by $|\Sigma_c^0 D_s^-\rangle$. This implies different values for α_D and N .

We show in Figs. 2a and 2b, respectively, our results for the asymmetries D^-/D^+ and D_s^-/D_s^+ (for a Σ^- beam). In 2a we choose $\alpha_D = 0.45 \text{ GeV}$ and $N = 4.0 \cdot 10^{-8}$ (dashed curve), $\alpha_D = 0.57 \text{ GeV}$ and $N = 4.0 \cdot 10^{-4}$ (solid curve) and $\alpha_D = 0.77 \text{ GeV}$ and $N = 6.0 \cdot 10^{-1}$ (dotted curve). In 2b we choose $\alpha_D = 0.45 \text{ GeV}$ and $N = 1.2 \cdot 10^{-8}$ (dashed curve), $\alpha_D = 0.57 \text{ GeV}$ and $N = 1.4 \cdot 10^{-4}$ (solid curve) and $\alpha_D = 0.77 \text{ GeV}$ and $N = 4.0 \cdot 10^{-2}$ (dotted curve).

It is straightforward to extend our formulas to the pion and compute (12) for a π^- beam. The results are shown in Fig. 3. Again we fix $\alpha_I = 0.45 \text{ GeV}$ and choose $\alpha_D = 0.57 \text{ GeV}$ and $N = 1.0 \cdot 10^{-2}$ (dotted curve), $\alpha_D = 0.77 \text{ GeV}$ and $N = 2.5$ (solid curve), $\alpha_D = 1.00 \text{ GeV}$ and $N = 40.0$ (dashed curve). As it can be seen in Figs. 2 and 3 the agreement between the MCM and data is very good.

In our picture it is simple to understand why the D^-/D^+ asymmetry peaks at $x_F \simeq 0.55$ for the Σ^- beam (Fig. 2a) whereas it peaks (if at all) at a much larger value $x_F \simeq 0.8$ for the π^- beam (Fig. 3). The D^- meson in the Σ^- beam originates from the $|\Xi_c^0 D^- \rangle$ state and in π^- beam it comes from the $|D^{*0} D^- \rangle$ state. Since in the meson-meson state the masses are closer than they are in the baryon-meson state, the D^- is “faster” within the pion than in the Σ^- . In (12), $F_D(x_F)$ will peak sooner and die faster for the Σ^- .

It remains to check that the above mentioned parameter choices lead to spectra (3) compatible with experiment. It is also necessary to extend our cloud formalism to the calculation of the Λ_c^+/Λ_c^- asymmetry. All this is contained in [18]. We obtain spectra and Λ_c^+/Λ_c^- asymmetry which are in reasonable agreement with experimental results.

IV. CONCLUSIONS

In conclusion, we believe that the MCM provides a good understanding of the charm asymmetries in terms of a simple physical picture. Moreover it connects the behavior of the asymmetries at large x_F with the width of the charm meson momentum distribution within the cloud state. Sufficiently narrow distributions lead to decreasing asymmetries at large x_F .

ACKNOWLEDGMENTS

This work has been supported by CNPq and FAPESP.

REFERENCES

- [1] M. I. Adamovich *et al.*, (WA82 Collab.), Phys. Lett. **B306**, 402 (1993).
- [2] G. A. Alves *et al.*, (E769 Collab.), Phys. Rev. Lett. **77**, 2392 (1996).
- [3] E. M. Aitala *et al.*, (E791 Collab.), Phys. Lett. **B411**, 230 (1997).
- [4] M. I. Adamovich *et al.*, (WA92 Collab.), Nucl. Phys. **B495**, 3 (1997).
- [5] M. I. Adamovich *et al.*, (WA89 Collab.), Eur. Phys. J. **C8**, 593 (1999); **C13**, 247 (2000).
- [6] O. I. Piskounova, “Leading/nonleading charm production asymmetry in Σ^-p interactions”, hep-ph/9904208.
- [7] T. Gutierrez and R. Vogt, Nucl. Phys. **B539**, 189 (1999) and references therein.
- [8] F. O. Durães, F. S. Navarra, C. A. A. Nunes and G. Wilk, Phys. Rev. **D53**, 6136 (1996).
- [9] J. Dias de Deus and F. O. Durães, Eur. Phys. J. **C13**, 647 (2000).
- [10] for a review see J. Speth and A. W. Thomas, Adv. Nucl. Phys. **24**, 83 (1998); S. Kumano, Phys. Rep. **303**, 183 (1998).
- [11] H. Holtmann, A. Szczurek and J. Speth, Nucl. Phys. **A569**, 631 (1996).
- [12] N. N. Nikolaev, W. Schaefer, A. Szczurek and J. Speth, Phys. Rev. **D60**, 014004 (1999).
- [13] F. S. Navarra, M. Nielsen and S. Paiva, Phys. Rev. **D56**, 3041 (1997).
- [14] F. Carvalho, F. O. Durães, F. S. Navarra and M. Nielsen, Phys. Rev. **D60**, 094015 (1999).
- [15] F. Carvalho, F. O. Durães, F. S. Navarra and M. Nielsen, and F.M. Steffens, hep-ph/9912378, to appear in Eur. Phys. J. **C** (2000).
- [16] F. S. Navarra, M. Nielsen, C. A. A. Nunes and M. Teixeira, Phys. Rev. **D54**, 842 (1996).
- [17] S. Paiva, M. Nielsen, F. S. Navarra, F. O. Durães and L. L. Barz, Mod. Phys. Lett. **A13**, 2715 (1998).
- [18] F. Carvalho, F. O. Durães, F. S. Navarra and M. Nielsen, to be submitted to Phys. Rev. **D**.
- [19] S. J. Brodsky and B.-Q. Ma, Phys. Lett. **B381**, 317 (1996).
- [20] H. G. Dosch, T. Gousset, G. Kulzinger and H. J. Pirner, Phys. Rev. **D55**, 2602 (1997).

FIGURES

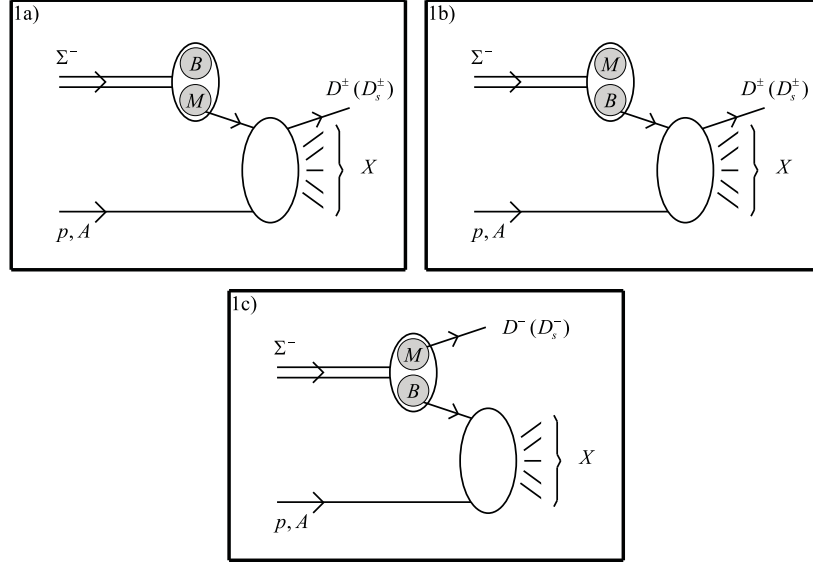


FIG. 1. $\Sigma^- p$ collision in which the projectile is in a $|MB\rangle$ state. Figs. 1a) and 1b) show the “indirect” $D^\pm (D_s^\pm)$ production and 1c) the “direct” $D^- (D_s^-)$ production.

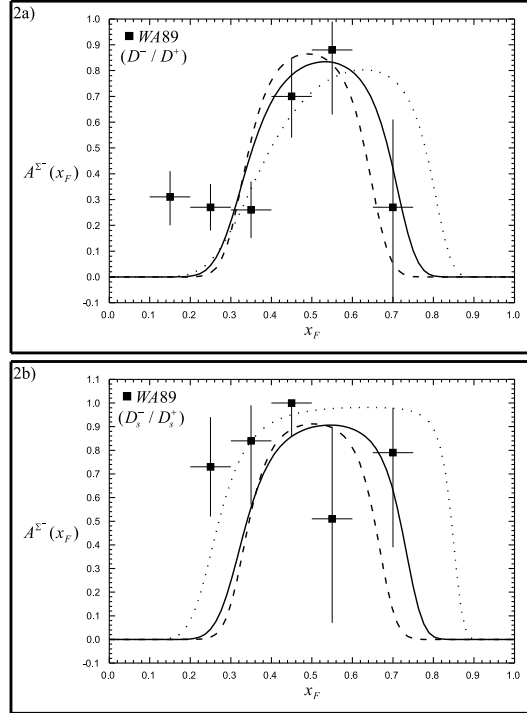


FIG. 2. Comparison for the MCM asymmetry, Eq. (9), with experimental data [5] for D^-/D^+ (2a) and for D_s^-/D_s^+ (2b).

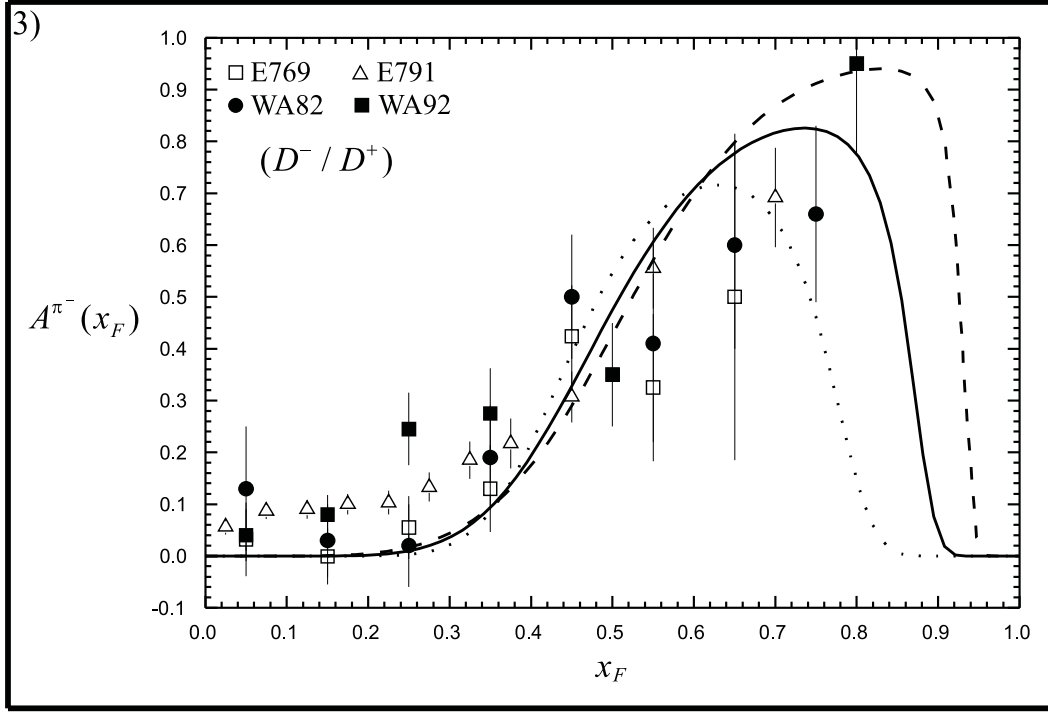


FIG. 3. Comparison of the MCM asymmetry, Eq. (9), with experimental data [1–4] for D^-/D^+ .