

Phase shift analysis of low energy π p scattering data and a comparison with pionic hydrogen data

A. Gashi^a E. Matsinos^a G. C. Oades^b G. Rasche^a
W. S. Woolcock^c

^aInstitut für Theoretische Physik der Universität, Winterthurerstrasse 190,
CH-8057 Zurich, Switzerland

^bInstitute of Physics and Astronomy, Aarhus University, DK-8000 Aarhus C,
Denmark

^cDepartment of Theoretical Physics, IAS, The Australian National University,
Canberra, ACT 0200, Australia

Present address: The KEY Institute for Brain-Mind Research, University
Hospital of Psychiatry, Lenggstrasse 31, CH-8029 Zurich, Switzerland.

Abstract

Using newly calculated electromagnetic corrections [1], [2], we have made a phase shift analysis of the experimental data on π p elastic scattering up to a pion laboratory kinetic energy of 100 MeV. The effective hadronic interaction was assumed to be isospin invariant. The output consists of six hadronic phase shifts in parametrised form: the s -, $p_{1=2}$ - and $p_{3=2}$ -waves for total isospin $3=2$ and $1=2$. It is not possible, using these phase shifts, to fit the π p charge exchange data satisfactorily. We give the values of the s -wave scattering lengths and effective ranges and the p -wave scattering volumes obtained from the parametrisations and compare the combinations $2a_1 + a_3$ and $a_1 - a_3$ of s -wave hadronic scattering lengths extracted from the results of experiments on pionic hydrogen with those obtained from our phase shift analysis.

PACS: 13.75.Gx, 25.80.Dj

Key words: N elastic scattering, N electromagnetic corrections, N phase shifts, pionic hydrogen.

1 Introduction

In two previous papers [1], [2] we have presented the results of a new calculation of the electromagnetic corrections that need to be applied in the phase-shift analysis (PSA) of experimental data on π^+p scattering at low energies (pion laboratory kinetic energy $T \leq 100$ MeV) in order to obtain hadronic phase shifts. The calculation used relativised Schrödinger equations containing the sum of an electromagnetic potential and an effective hadronic potential which was assumed to be isospin invariant. In Section 3 of Ref. [1] we gave the details of an iteration procedure in which the calculation of the electromagnetic corrections went hand in hand with the PSA of the experimental data. This iteration procedure for the π^+p elastic scattering data led to the corrections C_{0+} , C_{1-} and C_{1+} (for the s -, $p_{1=2}$ - and $p_{3=2}$ -waves respectively) which are given in Table 1 of Ref. [1]. For π^-p elastic scattering it led to the corrections C_{1-} , C_{3-} and C_{3+} given in Tables 1–3 of Ref. [2] for the same three angular momenta. In this paper we give the details and the output of the PSAs of the π^-p elastic scattering data that accompanied the determination of these electromagnetic corrections.

These PSAs use the formalism developed in Refs. [1], [2]; expressions are given there for the no- π and spin- π amplitudes f and g , in terms of which the experimental observables are given by Eqs. (1) and (2) of Ref. [3]. For π^+p , f and g are given in terms of the electromagnetic corrections and the hadronic phase shifts for total isospin $T = 3/2$ by Eqs. (31)–(33) and (36) of Ref. [1]. The electromagnetic amplitudes are defined in Eqs (7)–(9), (18) and (20), while the electromagnetic phase shifts are given in Eqs. (29), (30) and (21)–(23), all of Ref. [1]. For π^-p and the coupled channel π^0n the amplitude matrices are given in terms of the electromagnetic corrections and the hadronic phase shifts for $T = 1/2, 3/2$ by Eqs. (4)–(11), (15) and (16) of Ref. [2], together with the corrections to the amplitudes due to the π^0n channel, which are given in Eqs. (13) and (14) of the same reference. The electromagnetic amplitudes and phase shifts for π^-p are obtained from those for π^+p by a change of sign, except for f^{PC} , for which the substitutions $f \rightarrow -f$, $\delta \rightarrow -\delta$ are required.

The expressions for the vacuum polarisation amplitude and phase shifts given in Eqs. (20) and (23) of Ref. [1] are sufficient for our analysis of the present experimental data, but the analysis of future scattering experiments at very small angles or energies may require corrections to these expressions. We have argued in Refs. [1], [2] that our new values of the electromagnetic corrections are more reliable than the older results of the NORDITA group given in Ref. [3]. Future PSAs using our corrections need to use the equations we have just referred to in order to calculate the scattering amplitudes and from them the observables.

The output of the P S A s of the π p elastic scattering data to be described in this paper consists in each case of a set of 7 param eters used to represent the hadronic phase shifts for the s-, $p_{1=2}$ - and $p_{3=2}$ -waves over the energy range $T = 100$ M eV . The π^+ p data were analysed first, yielding the first set of 7 param eters. In order to analyse the π^- p data it is necessary to invoke the assumption of isospin invariance for the effective hadronic interaction. The hadronic phase shifts obtained from the P S A of the π^+ p data were identified as belonging to total isospin $T = 3/2$ and then used in the P S A of the π^- p data, which yielded the second set of 7 param eters (for $T = 1/2$).

In practice it is not possible to include both the elastic and charge exchange scattering data in the π p analysis. The much larger body of elastic scattering data can be satisfactorily fitted, but it is impossible to obtain a reasonable fit to the small body of charge exchange scattering data at the same time. We therefore restricted our analysis to the π p elastic scattering data. The charge exchange data suggest a violation of isospin invariance, which has already been discussed in Refs. [4], [5]. We devote a separate section of this paper to the discrepancies between the present π p charge exchange data and the predictions from the isospin invariant analysis of the π p elastic scattering data.

The reason for restricting our P S A s to the energy region $T = 100$ M eV is straightforward. There is now an abundance of data in this region from experiments carried out at pion factories over almost two decades, and we wish to use this data alone to determine the param eters that characterise the pion-nucleon (π N) hadronic interaction at low energies, namely the s-wave scattering lengths and effective ranges and the p-wave scattering volumes. In order to adequately represent the hadronic s- and p-wave phase shifts over the whole low energy range it is necessary to include one extra param eter for each partial wave, making 7 in all for each value of the total isospin. But these extra three param eters are not as reliably determined as the other four. Near $T = 100$ M eV they take account of the neglected remainder due to the truncation of the param etric forms and also of errors in the d- and f-wave phase shifts used in the P S A s. These phase shifts need to be included as fixed quantities; they cannot be reliably determined by the data in our restricted energy range and have to be taken from an extrapolation to low energies of results obtained by P S A s at higher energies. We chose the upper energy limit $T = 100$ M eV in order to have sufficient data that can by itself determine reliably the eight important low energy param eters (four for each value of T). Expanding the energy range would require yet more param eters and would not improve the accuracy of the determination of the low-energy param eters. We also expect the potential model to give less reliable results for the electromagnetic corrections as one goes above $T = 100$ M eV .

The low-energy param eters are of interest for several reasons. Chiral perturbation

tion theory, as a practical implementation of QCD at low energies, has begun to make predictions for these parameters [6] and one can expect future improvements in these results. Then there are dispersion theory constraints on these parameters that were first exploited in Ref. [7]. The difficulty in applying them comes from the need to make electromagnetic corrections to the absorptive parts of the amplitudes that appear in the dispersion integrals. But the results for the low energy parameters reported here can be used to test these constraints and to determine the NN coupling constant. Most important of all, the painstaking experiments at PSI on pionic hydrogen [8] have provided results for the position and width of the $1s$ state, from which threshold s -wave parameters can be extracted. Electromagnetic corrections need to be made in order to obtain the hadronic s -wave scattering lengths a_1 and a_3 . Making them within the same framework as has been used to calculate the electromagnetic corrections of Refs. [1], [2] leads to a comparison of the values of a_1 and a_3 obtained independently from the scattering and the pionic hydrogen data.

The plan of the rest of the paper is as follows. We start in Section 2 by describing the statistical method used in our PSAs and then in Section 3 we discuss the data bases for p -elastic scattering. In Section 4 we give the parametric forms used for the partial wave amplitudes and then the results for the values of the 7 parameters for $T = 3/2$ and the 7 for $T = 1/2$, together with their errors, as well as the scattering lengths and volumes. The values of the hadronic phase shifts are given in Section 5 in the form of tables, and a comparison is made between our hadronic phase shifts and those of the Virginia Polytechnic Institute group [9]. The difficulties in accommodating the p -charge exchange data within an isospin invariant model are discussed in Section 6 and the discrepancies between the data and the predictions using the parameter values arising from our PSAs of the p -elastic scattering data are detailed. Section 7 deals with the comparison between the values of the s -wave hadronic scattering lengths obtained from the elastic scattering data and from the pionic hydrogen data and Section 8 is a brief conclusion that summarises our results.

2 The statistical method

The PSAs determine best fits to the data on ^+p and p -elastic scattering separately and a criterion is needed for measuring the goodness of the fits. The individual data points in experiment j with population n_j are denoted by y_{ij}^{exp} , $i = 1; \dots; n_j$. Each point is subject to a statistical error $\delta_{ij}^{\text{stat}}$ and there is a systematic error δ_j^{sys} that applies to the experiment as a whole; it arises from the uncertainty in the flux in the case of a cross section measurement and in the target polarization in the case of a measurement of the analysing power. From a choice of the 7 parameters (appearing in the forms used to

represent the s -, $p_{1=2}$ - and $p_{3=2}$ -wave hadronic phase shifts) there results, via the equations detailed in Section 1, a set of numbers y_{ij}^{th} which we want to agree as well as possible with the experimental numbers y_{ij}^{exp} . To this end the quantity χ_j^2 is defined by

$$\chi_j^2 = \sum_{i=1}^{N_j} \frac{(y_{ij}^{exp} - y_{ij}^{th})^2}{(\sigma_{ij}^{stat})^2} ; \quad (1)$$

This definition involves only the statistical errors and is a measure of how well the results of experiment j are fitted.

In forming the statistic to be used for assessing the goodness of fit we also need to take account of the systematic errors of the experiments. The smaller the systematic error of an experiment, the more accurately do we want to fit the data points of that experiment. In defining the overall statistic we therefore want to weight the quantities χ_j^2 , with the highest weight corresponding to the smallest systematic error. This led us to the statistic

$$\chi^2 = \sum_j w_j \chi_j^2 ; \quad (2)$$

where

$$w_j = N \left(\sigma_j^{sys} \right)^{-2} = \frac{N}{\left(\sigma_j^{sys} \right)^2} ; \quad (3)$$

N being the number of experiments in the data base. This definition ensures that the mean of the weights w_j is 1. This choice of statistic amounts to giving each data point a double weighting, with the two weights chosen in the usual way to correspond to the two types of error. The 7 hadronic parameters were varied in order to minimise χ^2 , using the standard minimisation package MINUIT (Ref.[10]) of the CERN library. The correlation matrix was obtained in the usual way by studying the shape of the χ^2 surface in the neighborhood of the minimum. An important advantage of using the statistic χ^2 is that, in general, the off-diagonal elements of the correlation matrices (for $T = 3=2, 1=2$) come out to be reasonably small. The errors in the 7 parameters, given in the present paper, include the rescaling factor \sqrt{NDF} , where NDF is the number of degrees of freedom in the fit (see Ref.[29]). This prescription for obtaining the errors is the same as for the standard unweighted χ^2 .

We tried other choices of the statistic to be minimised for which some plausible justification can be given. In each case the important low-energy parameters (s -wave scattering lengths and effective ranges and p -wave scattering volumes) changed only within the errors we shall give in Section 4. The final choice of

$\overline{\sigma}^2$ given above, for which we believe that the strongest argument can be made, gives the smallest values of the off-diagonal elements of the correlation matrices. Its other advantage is that we have to reject from our data bases only a few experiments that are hopelessly out of line with the bulk of the data.

3 The data bases for p elastic scattering

Experiments published before 1978 have not been considered in the present analysis.

For ^+p , Refs. [11]–[19], [20]–[21], [22]–[23] and [24] report measurements of the differential cross section, the analysing power, the partial-total cross section and the total-nuclear cross section, respectively. According to the standards set in Ref. [29] we have not used the data of Ref. [12] because of their poor signal-to-noise ratio. Two additional data sets had to be removed from the data base; details will be given later. The remaining experiments are listed in Table 1, where they are given an index and a label; the value of T and the number of data points n_j are also given there for each experiment.

For p , the results for the partial-total and total-nuclear cross sections could not be included since they contain a big contribution from the charge exchange reaction. The experiments in Refs. [13]–[14], [16]–[19] and [25] measured the differential cross section and those in Refs. [20] and [26] the analysing power. Four data sets had to be removed from the p elastic scattering data set on the basis of the incompatibility of their shape with the bulk of the measurements; again details will be given later. The remaining experiments are listed in Table 2.

Most of the reports of the experiments include an estimate of the systematic uncertainty. A systematic uncertainty of 5% was assigned to cross-section measurements if the corresponding publication does not directly report the systematic effects. We assigned a systematic error of 3% to all the measurements of the analysing power for both ^+p and p elastic scattering; it is generally agreed that this is a realistic value for the error in the measurement of a target polarisation.

In analysing the ^+p data base, we encountered severe difficulties with two experiments. When the best fit was obtained for the complete data base, we looked at the values of the ratio $r_{ij} = y_{ij}^{\text{exp}}/y_{ij}^{\text{th}}$ for the points belonging to each experiment. For the experiments of BRACK 90 at 66.8 MeV and JORAM 95 at 32.7 MeV there is only a minute probability that the observed variation in the ratio r_{ij} among the experimental points could be due to statistical fluctuations

Table 1

The index and the label used to identify the ^+p experiments comprising the data base in the present work, along with the pion laboratory kinetic energy T^- (in MeV) for differential cross sections and analyzing power, or the minimum laboratory scattering angle $\theta_{\text{L}}^{\text{min}}$ (in degrees) for partial-total and total-nuclear cross sections. The number of entries n_j in each experiment is also displayed, as well as the contribution of the particular experiment to the minimization function χ^2 (the total and reduced contributions are both quoted).

Index	Label	T^-	n_j	$w_j \chi_j^2$	$w_j \chi_j^2/n_j$
1	AULD 79	47.9	11	12.21	1.11
2	FRANK 83	29.4	28	18.43	0.66
3	FRANK 83	49.5	28	2.09	0.07
4	FRANK 83	69.6	27	3.17	0.12
5	FRANK 83	89.6	27	85.78	3.18
6	BRACK 86	66.8	5	52.76	10.55
7	BRACK 86	86.8	9	30.40	3.38
8	BRACK 86	91.7	5	2.48	0.50
9	BRACK 86	97.9	5	20.21	4.04
10	BRACK 88	66.8	6	7.86	1.31
11	WIEDNER 89	54.3	19	18.13	0.95
12	BRACK 90	30.0	6	18.31	3.05
13	BRACK 90	45.0	8	52.45	6.56
14	BRACK 95	87.1	8	18.76	2.34
15	BRACK 95	98.1	8	34.72	4.34
16	JORAM 95	45.1	10	23.75	2.37
17	JORAM 95	68.6	9	35.37	3.93
18	JORAM 95	32.2	20	31.02	1.55
19	JORAM 95	44.6	20	54.98	2.75
20	SEVIER 89	98.0	6	10.47	1.74
21	WIESER 96	68.3	7	5.37	0.77
Index	Label	$\theta_{\text{L}}^{\text{min}}$	n_j	$w_j \chi_j^2$	$w_j \chi_j^2/n_j$
22	FRIDMAN 95	30.0	6	18.44	3.07
23	FRIDMAN 95	20.0	3	14.85	4.95
24	KRISS 97	30.0	13	132.47	10.19
25	KRISS 97	20.0	2	5.77	2.88
26	PEDRONI 78	0.0	4	5.69	1.42

Table 2

The index and the label used in the present work to identify the p experiments, along with the pion laboratory kinetic energy T (in MeV) for differential cross sections, or the c.m. scattering angle θ_{cm} (in degrees) for the JANOUSCH 97 experiment. The number of entries n_j in each experiment is also displayed, as well as the contribution of the particular experiment to the minimization function χ^2 (the total and reduced contributions are both quoted).

Index	Label	T	n_j	$w_j \chi_j^2$	$w_j \chi_j^2/n_j$
1	FRANK 83	29.4	28	28.57	1.02
2	FRANK 83	49.5	28	7.58	0.27
3	FRANK 83	69.6	27	0.71	0.03
4	FRANK 83	89.6	27	2.04	0.08
5	BRACK 86	86.8	5	2.65	0.53
6	BRACK 86	91.7	5	19.36	3.87
7	BRACK 86	97.9	5	45.90	9.18
8	BRACK 90	30.0	5	11.11	2.22
9	BRACK 90	45.0	9	10.16	1.13
10	BRACK 95	87.5	6	20.66	3.44
11	JORAM 95	32.7	6	13.50	2.25
12	JORAM 95	45.1	7	62.15	8.88
13	JORAM 95	68.6	10	12.30	1.23
14	JORAM 95	32.2	20	41.34	2.07
15	JORAM 95	44.6	20	54.90	2.75
16	ALDER 83	98.0	6	4.89	0.82
17	SEVIER 89	98.0	5	2.17	0.43
Index	Label	θ_{cm}	n_j	$w_j \chi_j^2$	$w_j \chi_j^2/n_j$
18	JANOUSCH 97	175.0	5	2.14	0.43

in the measured values. These experiments have a shape which is completely incompatible with the bulk of the data and were therefore removed from the ^+p data base. The PSA was then performed on the ^+p data base given in Table 1, consisting of 26 experiments with a total of 300 data points.

For p , the experiment of Ref. [16] and three other data sets (BRACK 86 at 66.8 MeV, BRACK 90 at 66.8 MeV, BRACK 95 at 98.1 MeV) had to be excluded from the data base for similar reasons to those discussed in the preceding paragraph. The PSA was then made on the data base given in

Table 2, consisting of 18 experiments with a total of 224 data points.

4 The parametrisation of the partial-wave amplitudes

The expansions of the hadronic amplitudes for the s -, $p_{1=2}$ - and $p_{3=2}$ -waves that were used in Ref.[27] were adopted in the present work. The kinematic variable in these expansions is the c.m. kinetic energy of the charged pion. For small values of the c.m. momentum q_c , behaves like $q_c^2 = 2\mu_c$, where μ_c is the pion mass. In accordance with the customary notation, the single index $2T$ ($T = 1=2; 3=2$) is used for the s -waves and the double index $2T; 2j$ ($j = 1=2; 3=2$) for the p -waves.

Three parameters were used for each of the s -waves, in the parametric form

$$q_c \cot \delta_{2T} = a_{2T}^1 + b_{2T} + q_c^2; \quad T = 1=2; 3=2; \quad (4)$$

which is a standard effective range expansion. For the p_{31} - and p_{13} -waves, for which there is no low-lying resonance, the two-parameter form

$$\tan \delta_{jT} = d_{jT} + e_{jT}^2; \quad j = 31; 13; \quad (5)$$

was used. The p_{11} - and p_{33} -waves contain the $N(1440)$ and $\Delta(1232)$ resonances respectively, and in those waves a resonant piece, in Breit-Wigner form with an energy-dependent width [28], was added to a background term of the form given in Eq.(5). Thus

$$\tan \delta_{11} = q_c = d_{11} + e_{11}^2 + \frac{m_N^2}{q_N^3 W} \frac{q_c^2}{m_N^2 W^2}; \quad (6)$$

$$\tan \delta_{33} = q_c = d_{33} + e_{33}^2 + \frac{m_\Delta^2}{q_\Delta^3 W} \frac{q_c^2}{m_\Delta^2 W^2}; \quad (7)$$

where W is the total energy in the c.m. frame. The notation for the resonance parameters is clear; Γ is the width at the resonance position. The resonant pieces do not introduce any free parameters.

The values of all the physical constants required were taken from Ref.[29]. This includes the resonance parameters $m_\Delta = 1232$ MeV, $\Gamma_\Delta = 120$ MeV and $m_N = 1440$ MeV, $\Gamma_N = 227.5$ MeV. The last is the elastic width, which is correct for the region below the pion production threshold. The separation of a resonance from its background is to some extent arbitrary, but this is unimportant at low energies, where the forms in Eqs.(6) and (7), with two

Table 3

The values of the parameters of the hadronic K -matrix expansions for $T = 3=2$ corresponding to the best description of the low-energy ^{++}p data. The parameters a and c are given in GeV^{-1} , d in GeV^{-2} and e in GeV^{-3} , whereas the parameter b is dimensionless.

Partial wave	Parameter	Value
s wave	a_3	0.562 0.024
	b_3	13.4 3.6
	c_3	46 39
$p_{3=2}$ wave	d_{33}	9.51 0.25
	e_{33}	32.4 4.3
$p_{1=2}$ wave	d_{31}	4.72 0.37
	e_{31}	22.0 6.5

adjustable parameters in each, are able to give a good representation of the phase shifts.

Different positions and widths are often given for $^{++}$ and 0 , on the basis of different ' $T = 3=2$ ' hadronic phase shifts for the $p_{3=2}$ -wave obtained from ^{++}p and 0p scattering data. Such a difference implies a dynamical violation of isospin invariance. As emphasised in Ref. [2], we are able to make our PSAs of the ^{++}p and 0p elastic scattering data up to 100 MeV within an isospin invariant framework, with a single $T = 3=2$ hadronic phase shift for the $p_{3=2}$ -wave. The exact resonance parameters for this phase shift are not in fact important, since we are only working up to 100 MeV and the resonance position is about $T = 190$ MeV. The average value $m = 1232$ MeV given in Ref. [29] is therefore quite satisfactory. The ability to perform the PSA within an isospin invariant framework seems to arise from the smaller difference between the nuclear ^{++}p phase shift and the 0p eigenphase that is close to the $T = 3=2$ hadronic phase shift for the $p_{3=2}$ -wave that comes from the electromagnetic corrections of Refs. [1] and [2], compared with the difference from the NORDITA corrections [3]. Our difference is 1.05 at 100 MeV, whereas that of NORDITA is 1.59; the data favour the smaller difference.

All the details of the PSAs have now been given, except for the choice of the d- and f-wave phase shifts which, as explained in Section 1, need to be fixed in our analysis. We fixed them at their values in Ref.[9]. The values of the 7 parameters for $T = 3=2$ ($a_3, b_3, c_3, d_{31}, e_{31}, d_{33}, e_{33}$) that come from the PSA of the ^{++}p data are given in Table 3, together with their errors. The errors are obtained as described in Section 1.

As explained in Section 1, the $T = 3=2$ parameters were fixed at their values in Table 3 for the PSA of the 0p elastic scattering data, whose output consists

Table 4

The values of the parameters of the hadronic K -matrix expansions for $T = 1=2$ corresponding to the best description of the low-energy π - p elastic data. The parameters a and c are given in GeV^{-1} , d in GeV^{-2} and e in GeV^{-3} , whereas the parameter b is dimensionless.

Partial wave	Parameter	Value
s wave	a_1	1.203 0.042
	b_1	4.8 1.8
	c_1	15 22
$p_{3=2}$ wave	d_{13}	0.004 0.4
	e_{13}	31.4 6.8
$p_{1=2}$ wave	d_{11}	12.16 0.50
	e_{11}	105.4 8.1

Table 5

The s- and p-wave hadronic phase shifts (in degrees) extracted from the low-energy π^+p data. T (in MeV) denotes the pion laboratory kinetic energy.

T	3	33	31
20.0	2.39 0.05	1.25 0.01	0.25 0.02
25.0	2.75 0.05	1.79 0.01	0.34 0.02
30.0	3.11 0.04	2.39 0.02	0.44 0.02
35.0	3.47 0.04	3.08 0.02	0.55 0.03
40.0	3.82 0.04	3.84 0.02	0.65 0.03
45.0	4.18 0.04	4.68 0.02	0.77 0.03
50.0	4.54 0.05	5.61 0.02	0.88 0.03
55.0	4.91 0.05	6.63 0.02	1.00 0.04
60.0	5.27 0.06	7.75 0.02	1.11 0.04
65.0	5.65 0.06	8.97 0.03	1.23 0.04
70.0	6.03 0.07	10.30 0.03	1.34 0.04
75.0	6.42 0.07	11.76 0.03	1.46 0.04
80.0	6.81 0.07	13.35 0.03	1.57 0.04
85.0	7.20 0.07	15.08 0.03	1.69 0.05
90.0	7.61 0.08	16.97 0.04	1.80 0.06
95.0	8.01 0.11	19.03 0.05	1.91 0.07
100.0	8.42 0.15	21.27 0.05	2.01 0.09

Table 6

The s- and p-wave hadronic phase shifts (in degrees) for $T = 1=2$ extracted from the low-energy πp elastic data; for this analysis the $T = 3=2$ phase shifts have been taken from Table 5. T (in MeV) denotes the pion laboratory kinetic energy.

T	1	13	11
20:0	4:21 0:04	0:02 0:02	0:47 0:02
25:0	4:65 0:03	0:04 0:02	0:62 0:03
30:0	5:03 0:03	0:07 0:03	0:77 0:03
35:0	5:37 0:04	0:10 0:03	0:92 0:04
40:0	5:68 0:05	0:14 0:04	1:06 0:04
45:0	5:96 0:06	0:19 0:04	1:18 0:05
50:0	6:22 0:07	0:25 0:04	1:29 0:05
55:0	6:46 0:07	0:32 0:04	1:38 0:05
60:0	6:69 0:08	0:39 0:04	1:44 0:05
65:0	6:91 0:08	0:48 0:04	1:49 0:05
70:0	7:11 0:08	0:58 0:04	1:51 0:05
75:0	7:31 0:08	0:68 0:04	1:50 0:05
80:0	7:50 0:08	0:80 0:04	1:47 0:05
85:0	7:68 0:08	0:93 0:04	1:40 0:06
90:0	7:86 0:09	1:07 0:04	1:31 0:06
95:0	8:03 0:10	1:23 0:05	1:17 0:08
100:0	8:19 0:13	1:39 0:06	1:01 0:09

of the 7 parameters for $T = 1=2$ ($a_1, b_1, c_1, d_{11}, e_{11}, d_{13}, e_{13}$) that are given in Table 4. The errors quoted in Table 4 do not take account of the errors in the $T = 3=2$ parameters; they come entirely from the errors on the points in the πp data base. The calculation could in principle be taken further by varying the $T = 3=2$ parameters used as input to the πp PSA within their errors; this would give extra errors on the $T = 1=2$ parameters which are correlated with the errors on the $T = 3=2$ parameters.

The values of w_j^{-2} for each of the experiments, when determined in a χ^2 for each of the data bases have been found, are given in Tables 1 and 2. One can readily see how well each experiment is able to be fitted. The value of the conventional (unweighted) χ^2 , when all systematic effects are neglected, for the $\pi^+ p$ data base is 1065.7 for 300 data points, while for the $\pi^- p$ data base it is 471.0 for 224 data points. The fits are therefore rather poor. There are various reasons for the rather large values of $w_j^{-2} = n_j$ for some experiments; in some cases, we

have reasons to suspect that the systematic errors have been underestimated. We decided to remove only the wildly deviant experiments already mentioned and to rely on the rest of the data to determine the parameters by doing its own averaging over the somewhat internally inconsistent data bases. We do not find any systematic deviation of the fitted values from the experimental values with either angle or energy; this suggests that the poor results result from the quality of the data bases rather than deficiencies in the electromagnetic corrections or the parametric form used to represent the hadronic phase shifts.

We now summarise the results for the interesting low-energy parameters that come from the P SAs. Using the familiar unit c^{-1} , the s-wave scattering lengths are

$$a_1 = 0.1679 \pm 0.0059 \text{ } c^{-1} ; \quad a_3 = 0.0785 \pm 0.0034 \text{ } c^{-1} : \quad (8)$$

In this case, with a view to comparing these results with those obtained from the experiments on pionic hydrogen, we need to consider the way the errors are correlated. Since for the P SA of the π p elastic scattering data the $T = 3=2$ parameters were fixed at their values from the P SA of the $\pi^+ p$ data, and since the π p data determine the value of $2a_1 + a_3$, it follows that the error on this combination of s-wave scattering lengths is twice the error on a_1 given in Eq. (8) and that the errors on $2a_1 + a_3$ and a_3 are uncorrelated. Thus the two separate P SAs lead to the values

$$a_3 = 0.0785 \pm 0.0034 \text{ } c^{-1} ; \quad 2a_1 + a_3 = 0.257 \pm 0.012 \text{ } c^{-1} : \quad (9)$$

The combination of s-wave scattering lengths which is determined by the width of the $1s$ level in pionic hydrogen is

$$a_1 - a_3 = \frac{1}{2} (2a_1 + a_3) - \frac{3}{2} a_3 = 0.2464 \pm 0.0078 \text{ } c^{-1} : \quad (10)$$

The values of $(2a_1 + a_3)$ and $(a_1 - a_3)$ given in Eqs.(9) and (10) are the most important output of the P SAs of the low-energy π p elastic scattering data; we emphasise again that they are obtained from the data up to $T = 100 \text{ MeV}$ only.

The quantities $b_{2T} = c$ are just the standard effective ranges. More interesting from the point of view of dispersion theory constraints are the quantities $C^{(\prime)}$ introduced in Eqs.(4.20) and (4.21) of Ref.[7]. The parametric forms introduced there for the hadronic s-wave phase shifts were motivated by dispersion relations and $C^{(\prime)}$ are connected with combinations of the p-wave scattering volumes by equations which also involve $f_c^2=4$, where f_c is the coupling constant for charged pions to nucleons. The relations for $C^{(\prime)}$ in terms of the

s-wave parameters in Eq.(4) are

$$C^{(+)} = (1 + c m_p)^2 \left(a_1^3 - 2a_3^3 - \frac{a_1^2 b_1}{2 c} - \frac{a_3^2 b_3}{c} + \frac{a_1 + 2a_3}{2 c m_p} \right); \quad (11)$$

$$C^{(-)} = (1 + c m_p)^2 \left(a_1^3 + a_3^3 - \frac{a_1^2 b_1}{2 c} + \frac{a_3^2 b_3}{2 c} + \frac{a_1 - a_3}{2 c m_p} \right) - \frac{a_1 - a_3}{2 c^2}; \quad (12)$$

where m_p is the proton mass. From the results in Tables 3 and 5 we then have

$$C^{(+)} = 0.116 - 0.026 c^3; \quad C^{(-)} = 0.135 - 0.027 c^3; \quad (13)$$

Finally the p-wave scattering volumes are given by the values of $d_{2T,2J}$ in Tables 3 and 4, together with the fixed parameters of the (1232) and $N(1440)$ resonances. The results are

$$a_{11} = 0.0977 - 0.0049 c^3; \quad a_{31} = 0.0459 - 0.0036 c^3; \quad (14)$$

$$a_{13} = 0.0004 - 0.0042 c^3; \quad a_{33} = 0.2027 - 0.0024 c^3; \quad (15)$$

These scattering volumes are important because of their appearance in a number of dispersion theory constraints, two of which have been mentioned already. In fact the eight numbers given in Eqs.(8) and (13)–(15) are subject to six independent constraints that are described in Ref.[7]. These constraints also involve $f_c^2=4$ and dispersion integrals over the absorptive parts of pion-nucleon scattering amplitudes. The results of our P SAs provide an opportunity to revisit these constraints and to test the consistency of what we think we know about the pion-nucleon system at low energies.

The values of the s-wave scattering lengths and p-wave scattering volumes for $T = 3=2$ in Eqs.(8), (14) and (15) agree very well with the results in Ref.[27], where the P SA used the electromagnetic corrections of Ref.[3]. These corrections produce quite small effects which do not substantially affect the hadronic part of the interaction.

5 The hadronic phase shifts

The six hadronic phase shifts corresponding to the parameter values in Tables 3 and 5 were calculated from Eqs.(4)–(7). They are given, together with their errors, in Tables 5 and 6 at 5 MeV intervals from $T = 20$ MeV to $T = 100$ MeV. The errors were obtained via a Monte-Carlo simulation which took account of the errors on the parameters and their correlation matrices.

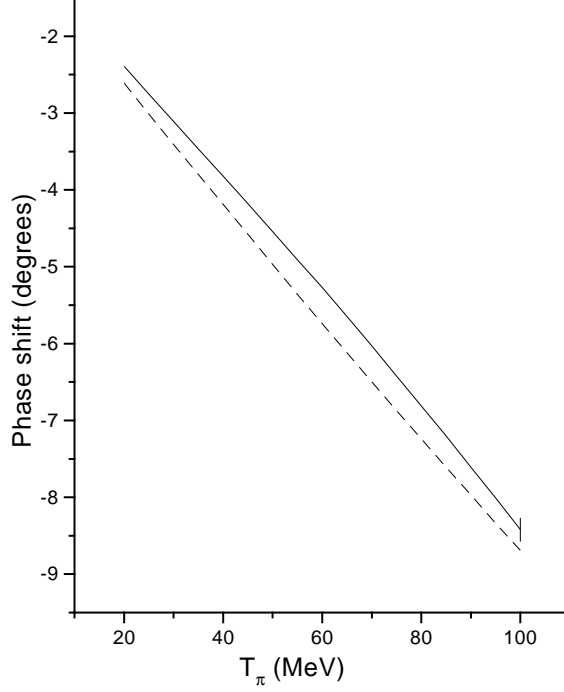


Fig. 1. The phase shift δ_3 from the present work (solid curve) and from the VPI solution SM 99 (dashed curve). The error on our phase shift at 100 MeV is indicated; Ref. [9] does not quote errors.

We need to comment on the differences between our s- and p-wave hadronic phase shifts in Tables 5 and 6 and those from the most recent analysis of the VPI group [9]. In Figs. 1-6 we give, for each of the six phase shifts, our results from Tables 5 and 6 and the VPI results from Ref. [9]. These figures show that both the s-wave phase shifts and the resonant phase shift δ_{33} are larger in magnitude for the VPI analysis than for ours. In each case the percentage discrepancy decreases with energy; it is largest for δ_3 , for which it is around 9% at low energies but reduces to 4% at 100 MeV. These differences are much bigger than the statistical errors arising from the experimental data, which are indicated at 100 MeV for each of our phase shifts in Figs. 1-6. The VPI group does not give any errors. For the phase shift δ_{31} the difference is just one standard deviation but for δ_{13} and δ_{11} , which are very small and difficult to pin down, we have somewhat different shapes from VPI.

These differences come from a variety of sources. There are differences due to the use of different statistical methods (the VPI analysis allows scale changes

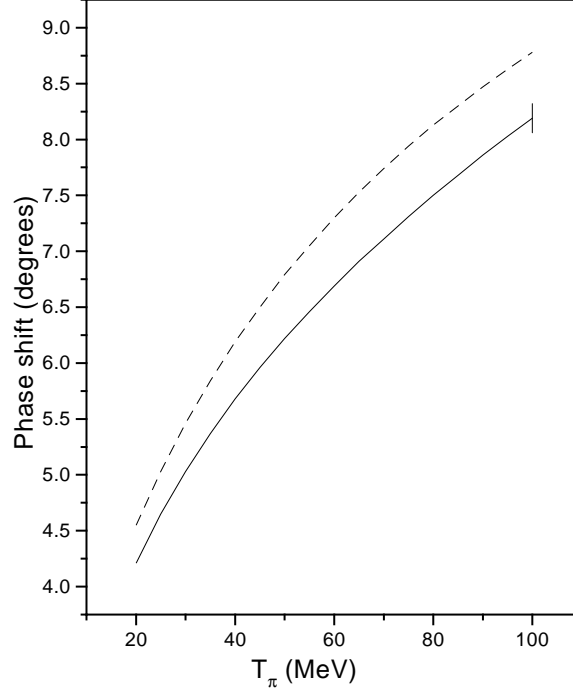


Fig. 2. The phase shift δ_1 from the present work (solid curve) and from the VPI solution SM 99 (dashed curve). The error on our phase shift at 100 MeV is indicated; Ref. [9] does not quote errors.

in the data), different ways of handling errors and the choice of the data bases. More important is certainly the use of different electromagnetic corrections. The VPI analysis uses only simple Coulomb barrier corrections calculated using point charges. This gives for example a correction for the s-wave in ^+p scattering that is much too big; this accounts for about a third of the discrepancy in this wave. Moreover, for the analysis of the ^+p data at low energies it is essential to use a coupled-channel formalism which incorporates the effect of the mass differences.

The remaining difference, which is probably the most important of all, is that the VPI analysis makes a global fit to the N scattering data up to 2 GeV and the behaviour of the phase shifts below 100 MeV is substantially influenced by data from higher energies. We explained at length in Section 1 why we limited our fit to data below 100 MeV. We wanted to determine as accurately as possible the important low-energy parameters (in particular the s-wave scattering lengths) and chose the energy range accordingly. The phase shifts

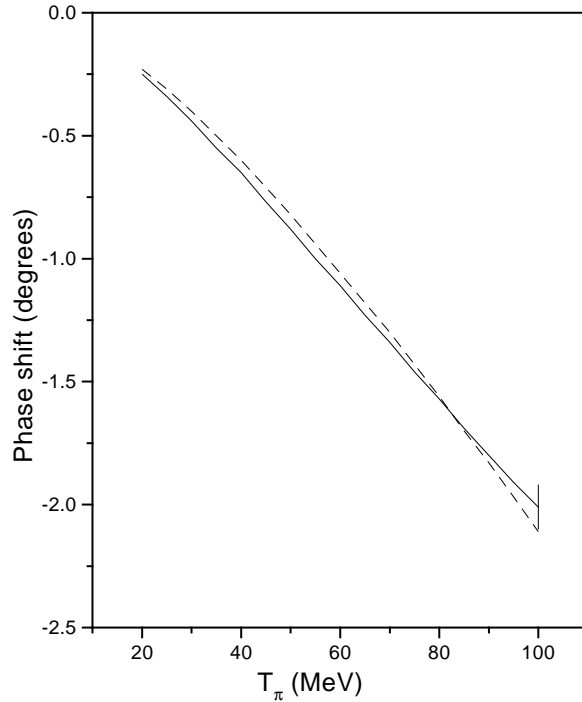


Fig. 3. The phase shift δ_{31} from the present work (solid curve) and from the VPI solution SM 99 (dashed curve). The error on our phase shift at 100 MeV is indicated; Ref. [9] does not quote errors.

we give in Tables 5 and 6 may begin to be unreliable near 100 MeV because of the truncation involved in our parametric forms. But they are certainly reliable up to around 80 MeV because they come from the analysis of low-energy data only and the best possible electromagnetic corrections have been used.

6 The p charge exchange data

There are only a few published measurements of the cross section of the single-charge-exchange (SCX) reaction below 100 MeV; the experimental investigation of this reaction at low energies is far from easy. Nevertheless, it is unfortunate that preliminary results of crucial experiments have been reported at conferences but the final results have never been published. We discuss here only those measurements that appear in published papers (Refs.[30]–[33]).

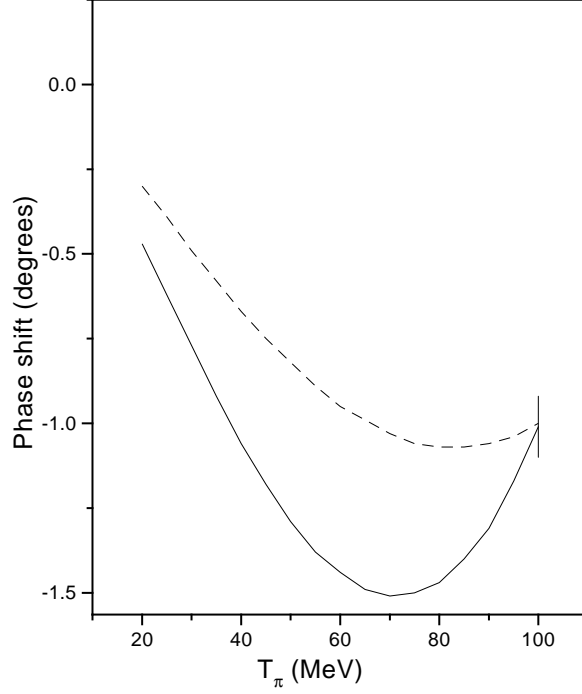


Fig. 4. The phase shift δ_{11} from the present work (solid curve) and from the VPI solution SM 99 (dashed curve). The error on our phase shift at 100 MeV is indicated; Ref. [9] does not quote errors.

Our predictions for the single-charge-exchange observables have been made on the basis of the parameter values extracted from our fits to the elastic-scattering data. The uncertainties in our predictions have not been estimated; hence the χ^2 values given below reflect only the experimental errors.

Ref.[30] gives the results of a very difficult experiment measuring the SCX cross section in the very forward direction in the region of the s- and p-wave interference minimum (i.e., around 48 MeV). Our predictions are consistently smaller than the experimental measurements. Below and at the interference minimum the measurements are very poorly reproduced (the χ^2 value is about 189.4 for 12 measurement points); the reproduction is better above the minimum (the χ^2 value is 30.9 for 9 measurement points).

The angular dependence of the cross section, in the form of the first three coefficients in a Legendre expansion, has been given in Refs.[31] and [32]. We reproduce these measurements reasonably well, except for the A0 and A1

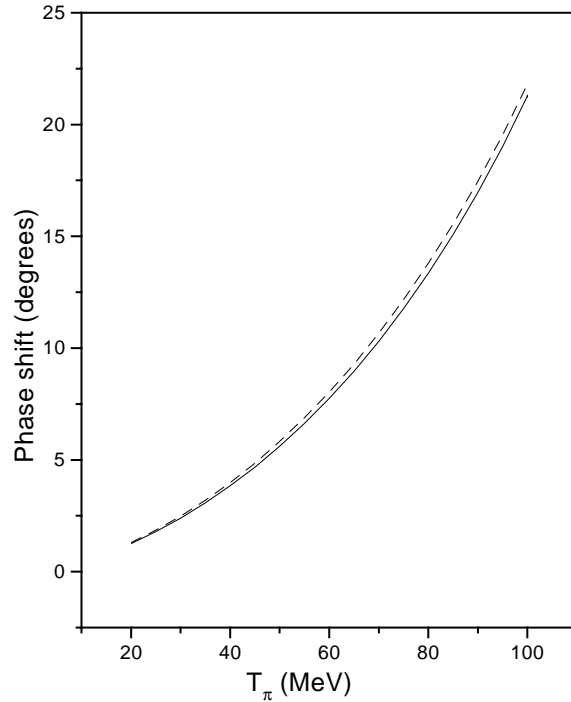


Fig. 5. The phase shift δ_{33} from the present work (solid curve) and from the VPI solution SM 99 (dashed curve). The error on our phase shift at 100 MeV is indicated; Ref. [9] does not quote errors.

coefficients at 45.6 MeV. Once again, our predictions are smaller than the measurements.

Ref. [33] reports measurements of the SCX reaction cross section at 27.5 MeV. Again our predictions are below the measurements; a χ^2 value of about 32.5 for 6 measurement points has been obtained.

In summary, the published results for the cross section of the SCX reaction are in the main poorly reproduced on the basis of the parameters obtained from the fits to the elastic-scattering data. In Refs. [4] and [5], this inability to account for the experimental data on the SCX reaction was interpreted as evidence for the violation of isospin invariance at the effective hadronic level in the NN interaction at low energies. In view of the importance of this data for the question of isospin invariance, additional experimental results for the SCX reaction are needed.

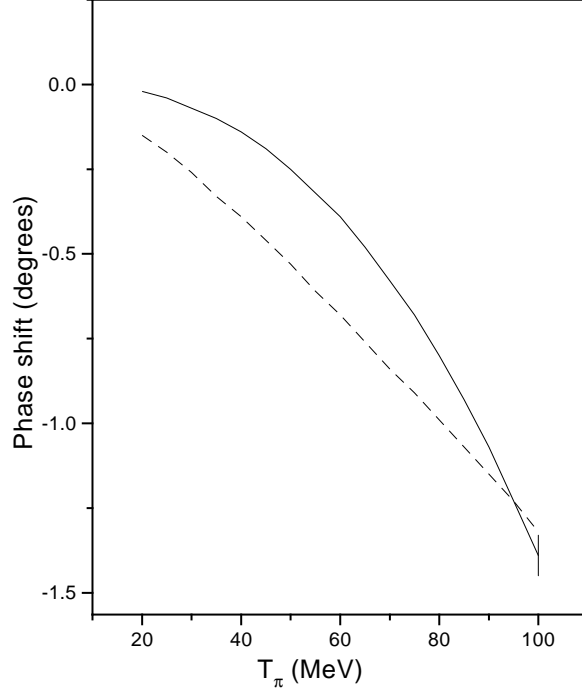


Fig. 6. The phase shift δ_{13} from the present work (solid curve) and from the VPI solution SM 99 (dashed curve). The error on our phase shift at 100 MeV is indicated; Ref. [9] does not quote errors.

7 The pionic hydrogen data

The other experimental data that are relevant to the question of dynamical violation of isospin invariance in the N system at low energies are the accurate measurements of the energy and natural line width of the $3p \rightarrow 1s$ transition in pionic hydrogen, for which the final results are given in Ref. [8]. After suitable analysis, these quantities yield values for the elements a_{cc} and a_{0c} of the two channel s-wave scattering matrix a at $W = W_{th} = m_c + m_p$. The subscript c refers to the 1p channel, 0 to the 0n channel of the coupled $(^1p; ^0n)$ system. For this analysis one has two equivalent methods: (a) the analytical formalism described in detail in Ref.[35]; (b) the numerical calculation (with given potentials) of the elastic 0n phase shift below W_{th} described in Ref.[39]. In both methods the extraction of a_{cc} and a_{0c} is straightforward and reliable; we will give the details in what follows.

Using the nonrelativistic Schrodinger equation with the point charge Coulomb potential V^{pc} , the binding energy of the $1s$ level is given by $\frac{1}{2}m_c^2 = 3234.941$ eV, m_c being the reduced mass of the πp system. The relativistic corrections can be calculated using the results in Ref.[36]. They include recoil effects and the interaction of the magnetic moment of the proton. Numerically they add up to 0.168 eV, giving a relativistic binding energy of 3235.109 eV. This agrees with that obtained from Table 11 of Ref.[34], namely the binding energy 3235.156 eV obtained using the Klein-Gordon equation, plus the correction 0.047 eV due to the relativistic recoil effect and the magnetic moment of the proton. The higher order radiative corrections can also be taken from Table 11 of Ref.[34]; they add 0.011 eV to the binding energy.

The hadronic interaction, which couples the πp channel to the $\pi^0 n$ channel, results in the $1s$ level becoming unstable, with a width $\Gamma^h(1s)$ due to its decay into the hadronic channel $\pi^0 n$. There is a further contribution $\Gamma^r(1s)$ to the width due to its decay into the radiative channel γn . The effect of this third channel is thoroughly discussed in Ref.[37] and again in Ref.[35]; the experimentally measured total width of the $1s$ level is

$$\Gamma(1s) = \Gamma^h(1s) + \Gamma^r(1s) :$$

The presence of the γn channel can be ignored in extracting the quantity $a_0 c$ from $\Gamma^h(1s)$. Using $\Gamma(1s) = 0.868(78)$ eV from Ref.[8] and the Panofsky ratio

$$\frac{\Gamma^h(1s)}{\Gamma(1s)} = 1.546(9)$$

from Ref.[38], we get the experimental value

$$\Gamma^h(1s) = 0.527(49) \text{ eV} ; \quad (16)$$

where the error combines the statistical and systematic errors.

The presence of the hadronic interaction also results in a shift in the position of the $1s$ level, as do the remaining parts of the electromagnetic potential, namely the vacuum polarisation potential V^{vp} and the change V^{ext} in the Coulomb potential due to the extended charge distributions of π and p . From the experimental value 2885.916(46) eV of the $3p \rightarrow 1s$ transition energy and the binding energy 359.452 eV of the $3p$ level given in Table 11 of Ref.[34], and taking account of the recoil of the pionic atom, it follows that the shift in the $1s$ level due to the three contributing interactions is

$$(2885.916(46) + 359.456) + (3235.109 + 0.011) = -10.252(46) \text{ eV} \quad (17)$$

The relativistic correction and the hyperfine interaction both split the 3p level; the difference between the levels with $j = 1=2; 3=2$ is 0.004 eV and can be neglected compared to the error in Eq.(17).

The shift given in Eq.(17) arises from the combined effect of the hadronic interaction (which we model by a potential matrix V^h), V^{ext} and V^{vp} acting in addition to V^{pc} . The short range potentials V^h and V^{ext} can be treated using the results in Ref.[35]. The shift in the 1s level due to V^h and V^{ext} is given to more than sufficient accuracy by

$$W(1s) = \frac{1}{2} m_c \frac{4a_{\text{cc}}}{B} (1 + p_1(1s) \frac{4a_{\text{cc}}}{B}) ; \quad (18)$$

while

$$V^h(1s) = \frac{8}{B} (1 + p_1(1s) \frac{8a_{\text{cc}}}{B}) \frac{1}{2} m_c q_{\text{th}} \frac{a_{0c}^2}{(1 + q_{\text{th}}^2 a_{00}^2)} ; \quad (19)$$

where

$$p_1(1s) = \frac{1}{2} (1 + \gamma) ;$$

being Euler's constant, B is the Bohr radius and $q_{\text{th}} = 28.0407 \text{ MeV}$ is the threshold momentum of the outgoing ^0p or ^0n in the c.m. frame. The quantities a_{cc} , a_{0c} and a_{00} (a_{cc} and a_{0c} were introduced earlier) are the elements of the real symmetric 2×2 matrix a , where

$$a = K(W_{\text{th}}) ; \quad (20)$$

$K(W)$ being the s-wave K-matrix due to the combined effect of V^h and V^{ext} , in the presence of V^{pc} in the ^1p channel. In the notation of Ref.[2],

$$K = \begin{pmatrix} 0 & 1 & 0 & 1 \\ B q_c^{1=2} & 0 & C A t_{0+}^n & B q_c^{1=2} & 0 & C A \\ 0 & q_0^{1=2} & 0 & q_0^{1=2} & 0 & q_0^{1=2} \end{pmatrix} ;$$

where q_c and q_0 are the c.m. momenta for ^1p and ^0n respectively and the matrix t_{0+}^n is introduced in Eq.(2) of Ref.[2].

In Eqs.(18) and (19), the elements of a should really be the elements of $K(W_1)$, where $W_1 = W_{\text{th}} - \frac{1}{2} m_c^2$, but it is shown in Ref.[35] that the change in the elements of K between W_{th} and W_1 is negligible. The real symmetric matrix K is a function of W which is analytic at W_{th} . We emphasise that $K(W)$

(and its particular value a at W_{th}) is generated by the presence of V^h and V^{ext} in addition to V^{pc} . The experimental results in Eqs.(16) and (17), after correction for vacuum polarisation (see below), therefore give via Eqs.(18) and (19) values of a_{cc} and a_{0c} which are not the effective hadronic ones.

To obtain the value of $W(1s)$ due to the effect of V^h and V^{ext} from the number in Eq.(17) it is necessary to calculate the effect of the vacuum polarisation potential V^{vp} on the level shift. The effect of V^{vp} on the width of the $1s$ level is also required. This we do by computing the position and width from the behaviour of the elastic 0n phase shift in the neighbourhood of W_1 , with and without V^{vp} . In a future publication (Ref.[40]) we will give a detailed account of these calculations. The effect of V^{vp} on $W(1s)$, calculated in the presence of V^h , V^{ext} and V^{pc} , is a shift of -3.279 eV, with an uncertainty of 0.003 coming from our lack of precise knowledge of V^h . The shift in the position of the $1s$ level due to V^h and V^{ext} only is therefore, from Eq.(17),

$$W(1s) = -6.973(49) \text{ eV} : \quad (21)$$

Note that in Table 11 of Ref.[34] the shift of -3.246 eV for the $1s$ level due to V^{vp} is calculated only in the presence of V^{pc} and V^{ext} . The difference between -3.246 and -3.279 is due to the interplay of V^{vp} and V^h and in Ref.[8] it is included as part of the effect of V^h . We prefer to remove the effect of V^{vp} on the position and width of the $1s$ level in its entirety and to work with a two-channel Schrodinger equation containing only V^{pc} , V^{ext} and V^h . The width of the $1s$ level in the presence of V^{vp} is increased by the factor $(1 + 4.70 \cdot 10^{-3})$, which is large enough to need to be taken into account.

From Eqs.(16), (18), (19) and (21), together with the small effect of V^{vp} on $^h(1s)$, it follows that

$$a_{cc} = 0.1198(9) \text{ fm} ; a_{0c} = -0.178(8) \text{ fm} : \quad (22)$$

Since $q_{th}^2 a_{00}^2 \approx 10^{-7}$, an accurate value of a_{00} is clearly not needed in calculating a_{0c} from $^h(1s)$. Electromagnetic corrections need to be made to the results in Eq.(22) in order to obtain the combinations $(2a_1 + a_3)$ and $(a_1 - a_3)$ of the hadronic s -wave scattering lengths, which can then be compared with the results for these quantities obtained from the phase-shift analysis of the p elastic scattering data. These combinations are given in Eqs.(9) and (10); when converted into fm we have

$$2a_1 + a_3 = 0.364(17) \text{ fm} ; a_1 - a_3 = 0.348(11) \text{ fm} : \quad (23)$$

The electromagnetic corrections are calculated in the same way as for pionium [41]. The two-channel relativised Schrodinger equation given in Eq.(21) of

Ref.[2] is used. The hadronic potential matrix V^h is given by Eq.(3) of that reference, with the potentials V_1^h and V_3^h constructed to give a best fit to the hadronic s-wave phase shifts obtained from the P S A s of the p elastic scattering data. The electromagnetic potential V^{em} is now just the sum ($V^{pc} + V^{ext}$), since V^{rel} and V^{vp} have already been taken into account. The formalism in Section 3 of Ref.[42] is used to make the extrapolation of $K(W)$ to $W = W_{th}$. We are interested in the differences between a_{cc} , a_{0c} and a_{cc}^h , a_{0c}^h , where

$$a_{cc}^h = \frac{2}{3}a_1 + \frac{1}{3}a_3 ; a_{0c}^h = \frac{p}{3} \frac{a_3 - a_1}{2} : \quad (24)$$

By varying the hadronic phase shifts within reasonable limits we found, just as for ponium (Ref. [41]), that the quantities $a_{cc} - a_{cc}^h$ and $a_{0c} - a_{0c}^h$ are fairly insensitive to these variations. The results for these quantities are

$$a_{cc} - a_{cc}^h = 0.0042(3) \text{ fm} ; a_{0c} - a_{0c}^h = 0.988(2) : \quad (25)$$

It is important to note that the corrections in Eq.(25) are calculated using the same hadronic potentials as were used in evaluating the electromagnetic corrections in Refs.[1,2]. The scattering length combinations given in Eqs.(23) and (26) have therefore been obtained by making the necessary electromagnetic corrections in a consistent way.

The estimates of these quantities given in Ref.[39] cannot be compared directly with those in Eq.(25) because of the different ways in which V^{ext} and V^{vp} are handled. However, from Ref.[39] we can deduce numbers that can be compared with those in Eq.(25), namely

$$a_{cc} - a_{cc}^h = 0.0040 \text{ fm} ; a_{0c} - a_{0c}^h = 0.987 :$$

The agreement is excellent, showing that the electromagnetic corrections are well understood. In Ref.[39] an extra contribution to $a_{cc} - a_{cc}^h$ of 0.0009 fm is given from an estimate of the effect of the n channel. We find this correction is rather uncertain. If true, it would also affect the electromagnetic corrections of Ref.[2] and contradict the work in Ref.[3], where it is claimed that the only significant effect of the n channel is to introduce very small inelasticities in the s- and p-waves. We therefore omit it from the present calculation.

Combining the results in Eqs.(22) and (25) gives the values

$$2a_1 + a_3 = 0.372(3) \text{ fm} ; a_1 - a_3 = 0.383(18) \text{ fm} : \quad (26)$$

These are the final results from the pionic hydrogen experiment (Refs.[34,8]). Note that, in order to be on completely safe theoretical ground, we have not

used the scattering length information that comes from pionic deuterium. The results in Eq.(26) are to be compared with the final numbers from the analysis of the low-energy π -p elastic scattering data given in Eq.(23). The difference between the results in Eqs.(23) and (26) is only half a standard deviation for $2a_1 + a_3$, and 1.7 standard deviations for $a_1 - a_3$. We have seen in Section 6 that the differential cross section data for π -p charge exchange scattering below 100 MeV provide some preliminary evidence for the dynamical violation of isospin invariance at the effective hadronic level in the low energy pion-nucleon system. With a discrepancy of only 1.7 standard deviations, the present measurement of the width of the $1s$ level of pionic hydrogen is inconclusive; the result of the new experiment currently in progress at PSI [43] is therefore of considerable interest.

8 Conclusions

Using the electromagnetic corrections of Refs.[1] and [2], a PSA of the π -p elastic scattering data below $T = 100$ MeV has been made. Only a small number of experiments that are hopelessly out of line with the bulk of the data needed to be rejected. The output of the PSA is the six hadronic phase shifts that are given in Table 5 for total isospin $T = 3/2$ and in Table 6 for $T = 1/2$. Our hadronic phase shifts are in reasonably good general agreement with those of Ref.[9]; the differences are due to our new electromagnetic corrections and our use of the data up to $T = 100$ MeV only. The value of χ^2 for the best fit to the data is far from satisfactory; there is a great need for higher quality data.

Our PSAs, with their parametrised hadronic phase shifts, also give the important quantities that characterise low energy π -N scattering. We give in Eqs.(9) and (10) the values of the s-wave scattering length combinations ($2a_1 + a_3$) and ($a_1 - a_3$), together with their errors. The p-wave scattering volumes are given in Eqs.(14) and (15) and two further s-wave parameters, related to the effective ranges, are given in Eq.(13). These results can be used to test once again the six dispersion theory constraints that involve these eight quantities.

The present rather sparse data on the SCX reaction cannot be satisfactorily fitted using the hadronic parameters that come from the PSA of the π -p elastic scattering data, an analysis that assumed isospin invariance at the effective hadronic level. The experimental data on the SCX reaction is consistently higher than the predictions. This suggests the possibility of dynamical violation of isospin invariance at the effective hadronic level in the π -N interaction at low energies.

From the results of the PSI experiments on pionic hydrogen (Ref. [8]) we derive

the values of $2a_1 + a_3$ and $a_1 - a_3$ that are given in Eq. (26). The corresponding values from the PSA's, converted to fm, are given in Eq. (23). The values of $2a_1 + a_3$ are in excellent agreement; for $a_1 - a_3$ there is a difference of 1.7 standard deviations. The new experiment to measure the width of the $1s$ level in pionic hydrogen [43] will provide clearer evidence about the question of isospin invariance.

Acknowledgements

We thank the Swiss National Foundation and PSI (Paul Scherrer Institut) for financial support.

References

- [1] A. Gashi, E. Matsinos, G.C. Oades, G. Rasche and W.S. Woolcock, "Electromagnetic corrections to the hadronic phase shifts in ^+p low energy elastic scattering," Nucl. Phys. A, to be published.
- [2] A. Gashi, E. Matsinos, G.C. Oades, G. Rasche and W.S. Woolcock, "Electromagnetic corrections for the analysis of low energy p scattering data," Nucl. Phys. A, to be published.
- [3] B. Tromborg, S. Waldenstrom and I. Verb, Phys. Rev. D 15 (1977) 725.
- [4] E. Matsinos, Phys. Rev. C 56 (1997) 3014.
- [5] W.R. Gibbs, LiAi and W.B. Kaufmann, Phys. Rev. Lett. 74 (1995) 3740.
- [6] N. Fettes, Ulf-G. Meissner and S. Steininger, Nucl. Phys. A 640 (1998) 199.
- [7] J. Hamilton and W.S. Woolcock, Rev. Mod. Phys. 35 (1963) 737.
- [8] H.-Ch. Schroder et al, Phys. Lett. B 469 (1999) 25.
- [9] R.A. Amdt and L.D. Roper, SAID on-line program, solution SM 99.
- [10] F. James and M. Roos, "MINUIT, Function Minimization and Error Analysis", CERN Report No. D 506 (1987).
- [11] E.G. Auld et al, Can. J. Phys. 57 (1979) 73.
- [12] B.G. Ritchie, R.S. Moore, B.M. Preadom, G. Das, R.C. Minehart, K. Gotow, W.J. Burger and H.J. Ziock, Phys. Lett. 125B (1983) 128.
- [13] J.S. Frank et al, Phys. Rev. D 28 (1983) 1569.
- [14] J.T. Brack et al, Phys. Rev. C 34 (1986) 1771.

- [15] J.T. Brack, J.J. Kraushaar, D.J. Rilett, R.A. Ristinen, D.F. Ottewell, G.R. Smith, R.G. Jeppesen and N.R. Stevenson, *Phys. Rev. C* 38 (1988) 2427.
- [16] U. Wiedner et al., *Phys. Rev. D* 40 (1989) 3568.
- [17] J.T. Brack et al., *Phys. Rev. C* 41 (1990) 2202.
- [18] J.T. Brack et al., *Phys. Rev. C* 51 (1995) 929.
- [19] Ch. Joram et al., *Phys. Rev. C* 51 (1995) 2144; Ch. Joram et al., *ibid.* (1995) 2159.
- [20] M.E. Sevier et al., *Phys. Rev. C* 40 (1989) 2780.
- [21] R. Wieser et al., *Phys. Rev. C* 54 (1996) 1930.
- [22] E. Friedman (private communication); M.M. Pavan, *IN Newsletter* 11 (1995) 117.
- [23] B.J. Kriess et al., *Phys. Rev. C* 59 (1999) 1480.
- [24] E. Pedroni et al., *Nucl. Phys. A* 300 (1978) 321.
- [25] M. Janousch et al., *Phys. Lett. B* 414 (1997) 237.
- [26] J.C. Alder et al., *Phys. Rev. D* 27 (1983) 1040.
- [27] N. Fettes and E. Matisinos, *Phys. Rev. C* 55 (1997) 464.
- [28] T.E.O. Ericson and W. Weise, *Pions and Nuclei* (Clarendon Press, Oxford, 1988), page 31.
- [29] Review of Particle Physics, Particle Data Group, *Eur. Phys. J. C* 3 (1998) 1.
- [30] D.H. Fitzgerald et al., *Phys. Rev. C* 34 (1986) 619.
- [31] M. Salmon, D.F. Mearns, J.-M. Poutissou, and B.C. Robertson, *Nucl. Phys. A* 414 (1984) 493.
- [32] A. Bagheri, K.A. Aniol, F. Entezami, M.D. Hasino, D.F. Mearns, J.-M. Poutissou, M. Salmon and B.C. Robertson, *Phys. Rev. C* 38 (1988) 885.
- [33] E. Friese et al., *Phys. Rev. C* 57 (1998) 3144.
- [34] D. Sigg et al., *Nucl. Phys. A* 609, 269 (1996).
- [35] G. Rasche and W.S. Woolcock, *Nucl. Phys. A* 381, 405 (1982).
- [36] G.J.M. Austen and J.J. de Swart, *Phys. Rev. Lett.* 50, 2039 (1983).
- [37] G. Rasche and W.S. Woolcock, *Helv. Phys. Acta* 49, 557 (1976).
- [38] J. Spuller et al., *Phys. Lett. B* 67, 479 (1977).
- [39] D. Sigg, A. Badertscher, P.F.A. Goudsmid, H.J. Leisi and G.C. Oades, *Nucl. Phys. A* 609, 310 (1996).

- [40] G. C. Oades, G. Rasche and W. S. Woolcock, The effect of the vacuum polarisation potential on the (π^+ ; $^0\ ^0$) and (π^- ; 0n) systems near the charged threshold, in preparation.
- [41] A. Gashi, G. C. Oades, G. Rasche and W. S. Woolcock, Nucl. Phys. A 628, 101 (1998).
- [42] G. Rasche and W. S. Woolcock, Helv. Phys. Acta 49, 455 (1976).
- [43] G. C. Oades et al., Measurement of the strong interaction width and shift of the ground state of pionic hydrogen, PSI Accepted Proposal R-98.01.1.