

# Grand Unification Signal from Ultra High Energy Cosmic Rays?

Z. Fodor and S.D. Katz

*Institute for Theoretical Physics, Eötvös University,  
Pázmány 1, H-1117 Budapest, Hungary  
(December 2, 2024)*

The spectrum of ultra high energy (above  $\approx 10^{18}$  eV) cosmic rays is consistent with the decay of GUT scale particles. The predicted mass is  $m_X = 10^b$  GeV, where  $b = 15.2^{+1.5}_{-1.0}$ .

PACS numbers: 96.40.Pq, 98.70.Sa, 13.87.Fh

## I. INTRODUCTION

The interaction of protons with photons of the cosmic microwave background radiation (CMBR) predicts a sharp drop in the cosmic ray flux above the GZK cutoff around  $5 \cdot 10^{19}$  eV [1]. The available data shows no such drop. About 20 events above  $10^{20}$  eV were observed by experiments such as AGASA [2], Fly's Eye [3], Haverah Park [4], Yakutsk [5] and HiRes [6]. Future experiments, particularly Pierre Auger [7], will have a much higher statistics (60 events above  $10^{20}$  eV per year).

Usually it is assumed that at these high energies the galactic and extragalactic magnetic fields do not affect the orbit of the cosmic rays, thus they should point back to their origin within a few degrees. Though there are clustered events [8,9] the overall distribution is practically isotropic [10], which usually ought to be interpreted as a signature for extragalactic origin.

Since above the GZK energy the attenuation length of particles is a few tens of megaparsecs [11–14] if an ultra high energy cosmic ray (UHECR) is observed on earth it must be produced in our vicinity (except for UHECR scenarios based on weakly interacting particles, e.g. neutrinos [15]). Sources of extragalactic origin (e.g. AGN [16], topological defects [17] or the local supercluster [18]) should result in a GZK cutoff, which is in disagreement with experiments. It is generally believed [19] that there is no conventional astrophysical explanation for the observed UHECR spectrum.

An interesting idea suggested by refs. [20,21] is that superheavy particles (SP) as dark matter could be the source of UHECRs. (Note, that metastable relic SPs were proposed [22] before the observation of UHECRs beyond the GZK cutoff.) In [21] extragalactic SPs were studied. Ref. [20] made a crucial observation and analyzed the decay of SPs concentrated in the halo of our galaxy. They used the modified leading logarithmic approximation (MLLA) [23] for ordinary QCD and for supersymmetric QCD [24]. Supersymmetric QCD is treated as the strong regime of the minimal supersymmetric standard model (MSSM), in which the particle spectrum leads to a different  $\beta$ -function and different splitting functions than the corresponding standard model (SM) ones. In order to describe the large  $x$  region of the decay more accu-

rately HERWIG Monte-Carlo was used in QCD [25] and discussed in supersymmetric QCD [26], resulting in for the SP mass  $m_X \approx 10^{12}$  GeV and  $\approx 10^{13}$  GeV in SM and in MSSM, respectively.

SPs are very efficiently produced by the various mechanisms at post inflatory epochs [27]. Note, that our analysis of SP decay covers a much broader class of possible sources. Several non-conventional UHECR sources (e.g. extragalactic long ordinary strings [28] or galactic vortons [29], monopole-antimonopole pairs connected by strings [30]) produce the same UHECR spectra as decaying SPs. This fact is one reason why it is reliable to analyze both halo and extragalactic (EG) possibilities.

In this letter we study the scenario that the UHECRs are coming from decaying SPs and we determine the mass of this  $X$  particle  $m_X$  by a detailed analysis of the observed UHECR spectrum. We discuss both possibilities that the UHECR protons are produced in the halo of our galaxy and that they are of EG origin and their propagation is affected by CMBR. Here we do not investigate how can they be of halo or EG origin, we just analyze their effect on the observed spectrum instead. For the proton's fragmentation function (FF) at present accelerator energies we use ref. [31]. We evolve the FFs in ordinary [32] and in supersymmetric [33] QCD to the energies of the SPs. This hard  $x$  result is then combined with the soft  $x$  prediction of the MLLA technique, which gives the initial spectrum of UHECRs at the energy  $m_X$ . Altogether we study four different models: halo-SM, halo-MSSM, EG-SM and EG-MSSM.

In Sect. 2. the FF is studied. Sect. 3. compares the observed and the produced UHECR spectra. Our final results on the SP masses with their errors for halo/EG scenarios in SM/MSSM are presented in Sect. 4.

## II. DECAY AND FRAGMENTATION OF HEAVY PARTICLES

Ref. [34] showed that both AGASA and Fly's Eye data demonstrated a change of composition, a shift from heavy –iron– at  $10^{17}$  eV to light –proton– at  $10^{19}$  eV. Thus the UHECRs are most likely to be dominated by protons and in our analysis we use them exclusively.

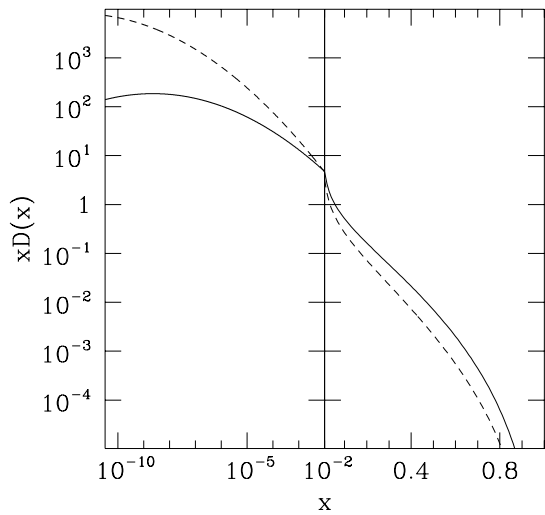


FIG. 1. The fragmentation function for the proton averaged over the quark flavors at  $Q = 10^{16}$  GeV in SM (solid line) and in MSSM (dashed line) in the relevant  $x$  region. To show both the small and large  $x$  behavior we change from logarithmic scale to linear at  $x = 0.01$ .

We assumed that the SP decays into two quarks. Other decay modes would increase  $m_X$  in our conclusion.

The FF of the proton can be determined from present experiments [31]. (Note, that QCD event generators e.g. HERWIG [35] predict the overall proton multiplicity correctly, however they describe the large  $x$  region of the FF –which is of central importance for the UHECR spectrum– inaccurately.) The FFs at  $Q_0$  energy scale are  $D_i(x, Q_0^2)$ , where  $i$  represents the different partons ( $i = u, d, \dots, t, \text{gluon}$ ) and  $x$  is the momentum fraction obtained by the proton. The FFs can not be determined in perturbative QCD; however, their evolution in  $Q^2$  is governed by the DGLAP equations [32]

$$\frac{\partial D_i(x, Q^2)}{\partial \ln Q^2} = \frac{\alpha_s(Q^2)}{2\pi} \sum_j \int_x^1 \frac{dz}{z} P_{ji}(z, \alpha_s(Q^2)) D_j\left(\frac{x}{z}, Q^2\right). \quad (1)$$

For the FFs at present accelerator energies we used the results of [31]. For relatively large  $x$  values we solve the DGLAP equations for the moments with the conventional QCD (SM case) splitting functions and with the supersymmetric (MSSM case) splitting functions [33]. For the MSSM case we included the supersymmetric partons at a given threshold (e.g. 200 GeV) with some guessed FFs. We checked that our final result on  $m_X$  is insensitive to these choices. At high energies ( $\approx m_X$ ) we used the same type of FF parametrization as in ref. [25].

At small values of  $x$ , multiple soft gluon emission can be described by the MLLA [23]. This gives the shape

of the total hadronic FF for soft particles,  $F(x, Q^2)$  (not distinguishing individual hadronic species)

$$xF(x, Q^2) \propto \exp \left[ -\frac{1}{2\sigma^2} \ln(x/x_m)^2 \right], \quad (2)$$

which is peaked at  $x_m = \sqrt{\Lambda/Q}$  with  $2\sigma^2 = A \ln^{3/2}(Q/\Lambda)$ . According to [24] the values of  $A$  are  $\sqrt{7/3}/6$  and  $1/6$  for SM and MSSM respectively. The MLLA describes the observed hadroproduction quite accurately in the small  $x$  region [36]. For large values of  $x$  the MLLA should not be used. We smoothly connect the solution for the FF obtained by the DGLAP equations and the MLLA result at a given  $x_c$  value. Our final result on  $m_X$  is insensitive to the choice of  $x_c$ . Fig. 1 shows the FF for the proton at  $Q = 10^{16}$  GeV in SM.

### III. COMPARISON OF THE PREDICTED AND THE OBSERVED SPECTRA

UHECR protons produced in the halo of our galaxy can propagate practically unaffected and the production spectrum should be compared with the observations.

Particles of extragalactic origin and energies above  $\approx 5 \cdot 10^{19}$  eV lose a large fraction of their energies due to interactions with CMBR [1]. This effect can be quantitatively described by the function  $P(r, E, E_c)$ , the probability that a proton created at a distance  $r$  with energy  $E_c$  arrives at earth above the threshold energy  $E_c$  [37]. This convenient function has been calculated for a wide range of parameters in [38], which we use in order to determine the spectrum after propagation. The original UHECR spectrum is changed at least by two different ways: a. there should be a steepening due to the GZK cutoff; b. particles losing their energy are accumulated just before the cutoff and produce a bump. We study quantitatively these effects of the observed spectrum by assuming a uniform source distribution for UHECRs.

Our analysis includes the published and the unpublished (from the www pages of the experiments on 17/08/00) experimental data of [2–4,6]. Due to normalization difficulties we did not use the Yakutsk [5] results. Since the decay of SPs results in a non-negligible flux for lower energies  $\log(E_{\min}/\text{eV}) = 18.5$  is used as a lower end for the UHECR spectrum. Our results are also insensitive to the definition of the upper end (the flux is usually extremely small there) for which we choose  $\log(E_{\max}/\text{eV}) = 26$ . As it is usual we divided each logarithmic unit (one order of magnitude of observed energy) into ten bins. The integrated flux (summed over all experiments in the analysis) gives the total number of events in a bin. This predicted number is calculated from the following energy dependence

$$N(i) = \int_{E_i}^{E^{i+1}} [A \cdot E^{-3.16} + B \cdot j(E, m_X)] dE, \quad (3)$$

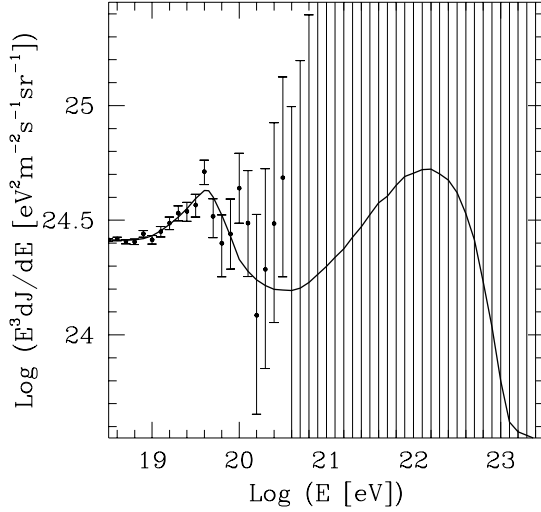


FIG. 2. The available UHECR data with their error bars and the best fit from a decaying superheavy particle.

where  $E_i$  is the lower bound of the  $i^{th}$  energy bin. The first term describes the data below  $10^{19}$  eV according to AGASA [2], where the SP decay gives negligible contribution. The second one corresponds to the spectrum of the decaying SPs.  $A$  and  $B$  are normalization factors.

The expectation value for the number of events in a bin is given by eqn. (3) and its distribution is Poisson-like. In order to determine the most probable  $m_X$  value we used the maximum-likelihood method by minimizing the  $\chi^2(A, B, m_X)$  function defined for Poisson distributed data sets [39]

$$\chi^2 = \sum_{i=18.5}^{26.0} 2 [N(i) - N_o(i) + N_o(i) \ln (N_o(i)/N(i))], \quad (4)$$

where  $N_o(i)$  is the total number of observed events in the  $i^{th}$  bin. In our fitting procedure we have three parameters:  $A$ ,  $B$  and  $m_X$ . The minimum of the  $\chi^2(A, B, m_X)$  function is  $\chi_{min}^2$  at  $m_{Xmin}$  which is the most probable value for the mass, whereas  $\chi^2(A', B', m_X) \equiv \chi_o^2(m_X) = \chi_{min}^2 + 1$  gives the one-sigma (68%) confidence interval for  $m_X$ . Here  $A', B'$  are defined in such a way that the  $\chi^2(A, B, m_X)$  function is minimized in  $A$  and  $B$  at fixed  $m_X$ . Fig. 2 shows the measured UHECR spectrum and the best fit in the EG-MSSM scenario. The first bump of the fit represents particles produced at high energies and accumulated just above the GZK cutoff due to their energy losses. The bump at higher energy is a remnant of  $m_X$ . In the halo models there is no GZK bump, so the relatively large  $x$  part of the FF moves to the bump around  $5 \times 10^{19}$  GeV resulting in a much smaller  $m_X$  than in the EG case. Nevertheless this bump is far more accurately described by the GZK effect than by the FF.

We show the  $\chi_o^2(m_X)$  function in Fig. 3 from which

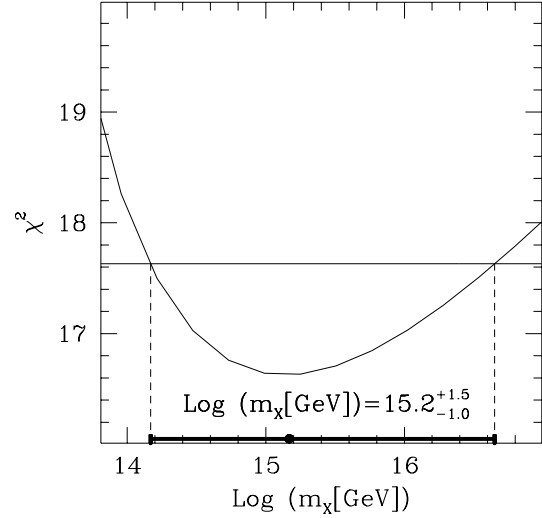


FIG. 3.  $\chi_o^2$  as a function of the superheavy mass  $m_X$ . The 68% confidence interval is given by the condition  $\chi_o^2(m_X) = \chi_{min}^2 + 1$  (see text).

the 68% confidence interval can be read off.

#### IV. RESULTS

In order to determine the most probable value for the mass of the SP we studied 4 different scenarios. Fig. 4 contains the  $\chi_{min}^2$  values and the most probable masses with their errors for these scenarios. (Note, that different parametrization of the FFs, which can be justified by their uncertainty, could change  $m_X$  for EG scenarios by more than an order of magnitude. This uncertainty is not included in our error bars.)

The ultra high energy data favors the extragalactic MSSM scenario. The goodnesses of the fits for the halo models are far worse. There are no significant differences between the goodnesses of the SM and MSSM cases. The most important message is that the best fits (EG-SM, EG-MSSM) are compatible within the error bars with the GUT scale suggested by the unification of the gauge couplings in the MSSM [40].

Since the decay time should be at least the age of the universe it might happen that such SPs overclose the universe. We checked this possibility and all the four scenarios gave negligible density as compared to the critical one.

#### V. ACKNOWLEDGEMENTS

We thank B.A. Kniehl for providing us with the proton's FF prior to its publication and F. Csikor for

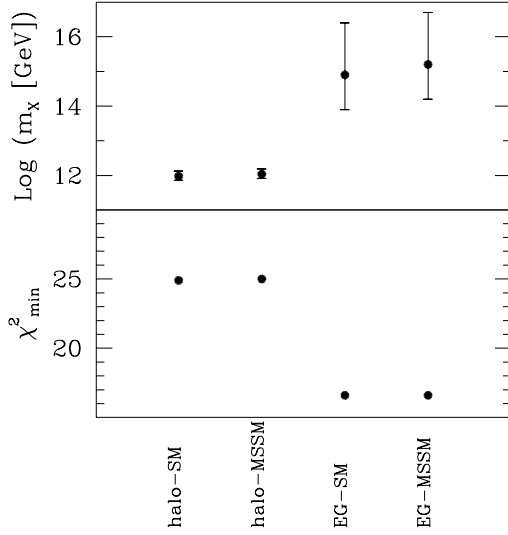


FIG. 4. The most probable values for the mass of the decaying ultra heavy dark matter with their error bars and the corresponding  $\chi^2$  values of the fits for the 4 different scenarios.

useful comments. This work was partially supported by Hungarian Science Foundation grants No. OTKA-T29803/T22929-FKP-0128/1997.

[1] K. Greisen, Phys. Rev. Lett. 16 (1966) 748; G.T. Zatsepin and V.A. Kuzmin, Pisma Zh. Exp. Teor. Fiz. 4 (1966) 114.  
[2] M. Takeda et al., Phys. Rev. Lett. 81 (1998) 1163; astro-ph/9902239; www.akeno.icrr.u-tokyo.ac.jp/AGASA/results.html#100EeV  
[3] D.J. Bird et al., Phys. Rev. Lett. 71 (1993) 3401; Astrophys. J. 424 (1994) 491; *ibid* 441 (1995) 144.  
[4] M.A. Lawrence, R.J.O. Reid and A.A. Watson, J. Phys. G 17 (1991) 773.  
[5] N.N. Efimov et al. in Proc. Astrophysical Aspects of the Most Energetic Cosmic Rays, p. 20, eds. M. Nagano and F. Takahara, World Sci., Singapore, 1991.  
[6] D. Kieda et al., to appear in Proc. of the 26th ICRC, Salt Lake, 1999; www.physics.utah.edu/Resrch.html  
[7] M. Boratav, Nucl. Phys. Proc. 48 (1996) 488; C.K. Guérard, *ibid* 75A (1999) 380; X. Bertou, M. Boratav, A. Letessier-Selvon, astro-ph/0001516.  
[8] N. Hayashida et al., Phys. Rev. Lett. 77 (1996) 1000.  
[9] Y. Uchihori et al., Astropart. Phys. 13 (2000) 151.  
[10] S.L. Dubovski, P.G. Tinyakov, JETP Lett. 68 (1998) 107; V. Berezhinsky, A.A. Mikhailov, Phys. Lett. B449 (1999) 61; C.A. Medina Tanco, A.A. Watson, Atrop. Phys. 12 (1999) 25.  
[11] S. Yoshida, M. Teshima, Prog. Theor. Phys. 89 (1993) 833; F.A. Aharonian, J.W. Cronin, Phys. Rev. D50

(1994) 1892; R.J. Protheroe, P. Johnson, Astropart. Phys. 4 (1996) 253.  
[12] P. Bhattacharjee and G. Sigl, Phys. Rep. 327 (2000) 109.  
[13] A. Achterberg et al., astro-ph/9907060.  
[14] T. Stanev et al., astro-ph/0003484.  
[15] G. Domokos, S. Nussinov, Phys. Lett. B187 (1987) 372; D. Fargion, B. Mele, A. Salis, Astrophys. J. 517 (1999) 725; T.J. Weiler, Astropart. Phys. 11 (1999) 303, Astropart. Phys. 12 (2000) 379 (Erratum); G. Domokos, S. Kovesi-Domokos and P.T. Mikulski, hep-ph/0006328.  
[16] P.L. Biermann, P.A. Strittmatter, Astrophys. J. 322 (1987) 643.  
[17] C.T. Hill, D.N. Schramm, T.P. Walker, Phys. Rev. D36 (1987) 1007; P. Bhattacharjee, C.T. Hill, D.N. Schramm, Phys. Rev. Lett. 69 (1992) 56; G. Sigl astro-ph/9611190; V. Berezhinsky, A. Vilenkin, astro-ph/9704257.  
[18] V.S. Berezhinsky, S.I. Grigorjeva, in Proc. of the 16th Int. Cosmic Ray Conf., Kyoto 1979, Vol. 2. p. 81.  
[19] R.D. Blandford, Phys. Scr. T85 (2000) 191.  
[20] V. Berezhinsky, M. Kachelrieß and A. Vilenkin, Phys. Rev. Lett. 79 (1997) 4302;  
[21] V.A. Kuzmin, V.A. Rubakov, Phys. Atom. Nucl. 61 (1998) 1028.  
[22] J. Ellis et al., Phys. Lett. B247 (1990) 257; Nucl. Phys. B373 (1992) 399; P. Gondolo, G.B. Gelmini, S. Sarkar, Nucl. Phys. B392 (1993) 111.  
[23] Ya.I. Azimov, Yu.L. Dokshitzer, V.A. Khoze, S.I. Troyan, Phys. Lett. B165 (1985) 147; Z. Phys. C27 (1985) 65; *ibid* C31 (1986) 213; C.P. Fong, B.R. Webber, Nucl. Phys. B355 (1991) 54.  
[24] V. Berezhinsky, M. Kachelrieß, Phys. Lett. B434 (1998) 61.  
[25] M. Birkel and S. Sarkar, Astropart. Phys. 9 (1998) 297.  
[26] S. Sarkar, hep-ph/0005256; N. Rubin, unpublished.  
[27] for a review and further references see V. Berezhinsky, astro-ph/0001163.  
[28] G. Vincent, N. Antunes, M. Hindmarsh, Phys. Rev. Lett. 80 (1998) 2277; M. Hindmarsh hep-ph/9806469.  
[29] L. Masperi, G. Silva, Astrop. Phys. 8 (1998) 173.  
[30] J.J. Blanco-Pillado, K.D. Olum, astro-ph/9909143.  
[31] J. Binnienwies, B.A. Kniehl, G. Kramer, Phys. Rev. D52 (1995) 4947; B.A. Kniehl, G. Kramer, B. Potter, hep-ph/0003297; Nucl. Phys. B582 (2000) 514;  
[32] V.N. Gribov, L.N. Lipatov, Sov. J. Nucl. Phys. 15 (1972) 438; L.N. Lipatov, *ibid* 20 (1975) 94; G. Altarelli, G. Parisi, Nucl. Phys. B126 (1977) 298; Yu.L. Dokshitzer, Sov. Phys. JETP 46 (1977) 641.  
[33] S.K. Jones, C.H. Llewellyn Smith, Nucl. Phys. B217 (1983) 145.  
[34] B.R. Dawson, R. Meyhandan and K.M. Simpson, Astropart. Phys. 9 (1998) 331.  
[35] G. Marchesini et al. Comp. Phys. Comm. 67 (1992) 465.  
[36] see eg. P. Abreu et al. Phys. Lett. B459 (1999) 397; G. Abbiendi et al. hep-ex/0002012.  
[37] J.N. Bahcall and E. Waxman, hep-ph/9912326.  
[38] Z. Fodor, S.D. Katz, hep-ph/0006158.  
[39] C. Caso et al., Eur. Phys. J. C3 (1998) 172.  
[40] U. Amaldi, W. de Boer, H. Furstenau, Phys. Lett. B260 (1991) 447.