

On Cancellations in Neutrinoless Double Beta Decay

Werner Rodejohann*

Lehrstuhl für Theoretische Physik III,
Universität Dortmund, Otto-Hahn Str. 4,
44221 Dortmund, Germany

Abstract

Starting from a degenerate scheme with mass m_0 a complete analysis of the allowed range of the effective electron neutrino Majorana mass $\langle m \rangle$ is performed. Special attention is paid to effects of cancellations. These can be caused by either the intrinsic CP parities of the eigenstates (CP invariance) or by complex mixing matrix elements (CP violation). We investigate all possibilities and give in each case constraints on the phases, the relative CP parities or the neutrino mass scale. A solar mixing angle smaller $\sin^2 2\theta$ smaller than 0.7 jeopardizes the degenerate mass scheme. A key value of $\langle m \rangle / m_0$ is identified, which is independent on the solar solution and would rule out certain schemes. Also it would answer the question regarding the presence of CP violation. Even if a total neutrino mass scale and an effective mass is measured, the value of the phases or parities is not fixed, unless in some special cases. We comment on the consequences of this freedom when other elements of the neutrino mass matrix are calculated.

Keywords: Neutrino Oscillation, Double Beta Decay

PACS: 14.60.Pq, 23.40.-s

*Email address: rodejoha@xena.physik.uni-dortmund.de

1 Introduction

In the light of recent impressive experimental evidence on neutrino oscillations [1] the next fundamental question to be answered is the one regarding the neutrino character. From the theoretical side Majorana neutrinos are favored, since they pop out of almost every GUT and are for example the result of the very attractive see-saw-mechanism [2]. In this case, heavy neutrinos are predicted. Experimental information on the existence of Majorana neutrinos might come from neutrinoless double beta decay ($0\nu\beta\beta$) [3] or from production of heavy Majorana neutrinos at colliders, see e.g. [4] and references therein. The most stringent limit however comes from the first process, investigating the effective Majorana mass of the electron neutrino, with a current bound of [5]

$$\langle m \rangle \lesssim 0.2 \text{ eV}. \quad (1)$$

Plans exist to build experiments exploring regions up to $\langle m \rangle \simeq 0.006 \text{ eV}$ [6]. The variation within a factor of roughly 3 between different calculations of the required nuclear matrix elements has to be kept in mind. Results of oscillation experiments can be used to restrict the value of $\langle m \rangle$ in different mass schemes and for the different solutions of the solar neutrino problem [7, 8, 9, 10, 11, 12]. Typical key scales for $\langle m \rangle$ are 0.1 and 0.005 eV, thus lying in the range of current and forthcoming projects. However, $\langle m \rangle$ has a form which includes possibilities for the contributions to cancel each other, namely via CP -violating phases or via the intrinsic CP -parities of the neutrino states, which exist in the case of CP conservation. These possibilities were included in most of the above given references. In [13] constraints on CP -violating phases were given by using a graphical representation for the complex mass matrix elements. However, a more detailed numerical study on the subject of cancellations and their consequences has not been done yet and is the purpose of the present paper. Among the topics are a clarification of the kind of cancellation, i.e. a distinction between the 2 possibilities. For simplicity we start from a degenerate mass scheme. If in a given situation the maximal allowed m_0 is comparable to the scale implied by the atmospheric anomaly, so is the degenerate scheme ruled out and the derived mass limit holds for the largest of the 3 mass eigenstates. Verification of the exact mass scheme then still requires more knowledge about $\langle m \rangle$. We will find that only in very special cases definite statements about the phases or parities can be made and that there is otherwise a large uncertainty in the values of the other mass matrix entries. These entries are clearly needed to distinguish between different discussed models. Apart from this obvious aspect another interesting application of the phases was given in [14], where the values of the phases govern the magnitude of the lepton-asymmetry in the universe, which is responsible for the observed baryon-asymmetry. Thus, the precise knowledge of all mixing parameters in the lepton sector is certainly important.

The paper is organized as follows: In Section 2 we present the general framework and basic formulae for CP violation and conservation, respectively. Section 3 sees a discussion of the connection between oscillation and $\langle m \rangle$ in hierarchical schemes, whereas Sec. 4 concentrates on the degenerate scheme. Some special mixing matrices and the general case with all experimentally allowed values are discussed. Constraints on the phases and m_0

are given, where m_0 is the common mass scale of the neutrinos. The paper is concluded in Sec. 5 with a summary of our results.

2 Formalism

Flavor eigenstates ν_α ($\alpha = e, \mu, \tau$) are connected to mass eigenstates ν_i ($i = 1, 2, 3$) via a mixing matrix, i.e. $\nu_\alpha = S_{\alpha i} \nu_i$. A proper treatment of this issue can be found in [15], here we quote only the main points. This matrix is derived by diagonalising the Majorana mass term in the Lagrangian:

$$-\mathcal{L}_{\text{mass}} = \frac{1}{2} M_{\alpha\beta} \overline{\nu_{\alpha L}} \nu_{\beta R}^c + \text{h.c.} \quad (2)$$

where $U_{CP} \nu_{\alpha L} U_{CP}^{-1} = \nu_{\alpha R}^c$ and $M_{\alpha\beta}$ is a symmetric matrix. For CP invariance it is also real and can be diagonalized by an orthogonal matrix

$$O_{i\alpha} M_{\alpha\beta} O_{\beta j}^T = \eta_i m_i \delta_{ij} \quad (3)$$

with $\eta_i = \pm 1$ and $m_i \geq 0$. Choosing $\chi_i = \sum_\alpha O_{i\alpha} \nu_{\alpha L} + \eta_i O_{i\alpha} (\nu_{\alpha L})^c$ we have $-2\mathcal{L}_{\text{mass}} = m_i \overline{\chi_i} \chi_i$ and $U_{CP} \chi_i U_{CP}^{-1} = \eta_i \chi_i$. For CP invariance it can be shown [16] that η_i is connected to the intrinsic CP parity of the Majorana, i.e. $\eta_i = i\eta_i^{CP}$. In addition it holds $\chi^c = \pm \eta_i \chi$. Therefore the $0\nu\beta\beta$ amplitude for CP invariance is proportional to [17]

$$\mathcal{M}_{CP}(0\nu\beta\beta) \propto O_{ei}^2 \gamma_- \chi_i \overline{\chi_i^c} \gamma_- \propto \eta_i m_i O_{ei}^2, \quad (4)$$

with $2\gamma_\pm = 1 \pm \gamma_5$. At the cost of a complex O the CP parities can also be absorbed in the mixing matrix via the identity $\eta_i = e^{i\pi/2(\eta_i-1)}$. For complex $M_{\alpha\beta}$ and thus CP violation¹ the diagonalization of the mass term is done by an unitary matrix,

$$U_{i\alpha} M_{\alpha\beta} U_{\beta j}^T = m_i \delta_{ij}. \quad (5)$$

Appropriate choice of U can always make $m_i \geq 0$. Here, $\eta_i = 1$ and the $0\nu\beta\beta$ amplitude is proportional to

$$\mathcal{M}_{CP}(0\nu\beta\beta) \propto U_{ei}^2 \gamma_- \chi_i \overline{\chi_i^c} \gamma_- \propto m_i U_{ei}^2. \quad (6)$$

To conclude, the matrix in the relation $\nu_\alpha = S_{\alpha i} \nu_i$ is either orthogonal or unitarity and the quantity probed in $0\nu\beta\beta$ is

$$\langle m \rangle = \begin{cases} |\sum_i U_{ei}^2 m_i| & CP \text{ violation} \\ |\sum_i O_{ei}^2 m_i \eta_i| & CP \text{ invariance} \end{cases} \quad (7)$$

¹A geometrical description of CP violation with Majorana neutrinos in terms of unitarity triangles can be found in [18].

For 2 flavors the two cases read:

$$\langle m \rangle = \begin{cases} |m_1 \cos^2 \theta + m_2 \sin^2 \theta e^{2i\phi}| & CP \text{ violation} \\ |m_1 \cos^2 \theta + m_2 \eta_1 \eta_2 \sin^2 \theta| & CP \text{ invariance} \end{cases}. \quad (8)$$

Hence, a single CP parity has no physical meaning, only relative values are significant. Note though that the case $\eta_1 \eta_2 = -1$ (opposite parities) and $\phi = \pi/2$ (“maximal” violation) can not be distinguished. This can be also seen from the choice of the mixing matrix $S_{\alpha i}$: The case $\eta_1 = -1$ and $S_{e1} = O_{e1}$ is equivalent to $\eta_1 = +1$ and $S_{e1} = e^{-i\pi/2} O_{e1} = -i O_{e1}$. This means that opposite parities with a real mixing matrix are equivalent to equal parities with a complex mixing matrix for a maximal phase. Hence, for “maximal” phases we can not tell from $0\nu\beta\beta$ alone if there is CP violation in the lepton sector and the answer if there is one at all has to come from long-baseline experiments [19]. This is similar to the statement by Pal and Wolfenstein [20] for the decay $\nu_2 \rightarrow \nu_1 \gamma$: For equal (opposite) parities magnetic (electric) dipole radiation occurs. Opposite parities are equivalent to complex mixing matrix elements but do not imply CP violation. This would be suggested only by the presence of both kinds of radiation. For a degenerate scheme with masses discussed in the following sections however, the life time of such a process is about $\tau \gtrsim 10^{48}$ s.

3 Oscillation Experiments, $0\nu\beta\beta$ and $\langle m \rangle$ in Hierarchical Schemes

The CP -violating mixing matrix U can be parametrized as

$$U = U_{\text{CKM}} \text{diag}(1, e^{i\alpha}, e^{i(\beta+\delta)}) \\ = \begin{pmatrix} c_1 c_3 & s_1 c_3 & s_3 e^{-i\delta} \\ -s_1 c_2 - c_1 s_2 s_3 e^{i\delta} & c_1 c_2 - s_1 s_2 s_3 e^{i\delta} & s_2 c_3 \\ s_1 s_2 - c_1 c_2 s_3 e^{i\delta} & -c_1 s_2 - s_1 c_2 s_3 e^{i\delta} & c_2 c_3 \end{pmatrix} \text{diag}(1, e^{i\alpha}, e^{i(\beta+\delta)}), \quad (9)$$

where $c_i = \cos \theta_i$ and $s_i = \sin \theta_i$. The orthogonal matrix O is of course obtained by setting the phases to zero. From hereon we will always write $U_{\alpha i}$ for the mixing matrix with obvious changes for the CP conserving case. Since the oscillation probability

$$P_{\alpha\beta} = \delta_{\alpha\beta} - 2 \text{Re} \sum_{j>i} U_{\alpha i} U_{\alpha j}^* U_{\beta i}^* U_{\beta j} (1 - \exp i\Delta_{ji}). \quad (10)$$

is invariant under such a multiplication of a diagonal matrix, the two additional Majorana induced phases are not observable in any oscillation experiment [21]. Therefore, $0\nu\beta\beta$ is the only probe to test these phases. In principle it would be possible to completely derive all phases by comparing the elements of the Majorana mass matrix ($\langle m_{\alpha\beta} \rangle = |(U \text{diag}(m_1, m_2, m_3) U^T)_{\alpha\beta}|$). However, the analogues of $0\nu\beta\beta$ one needs to observe like $K^+ \rightarrow \pi^- \mu^+ \mu^+$ [22], $\nu_\mu N \rightarrow \mu^- \mu^+ \mu^+ X$ [23] or $e^+ p \rightarrow \bar{\nu}_e \mu^+ \tau^+ X$ [24] have

Solution	$\sin^2 2\theta_\odot$ (90% C.L.)	Best-fit point
VO [25]	$0.6 \dots 1$	0.80
SA [26]	$7 \cdot 10^{-4} \dots 10^{-2}$	$5.5 \cdot 10^{-3}$
LA [26]	$0.55 \dots 1$	0.79
LOW [26]	$0.75 \dots 1$	0.94

Table 1: Solution to the solar neutrino problem, 90 % C. L. range of the mixing angle and best-fit point of the analysis.

branching ratios or cross section far too small to be measured [9].

All numerical analyses indicate a hierarchy in the mass squared differences of solar and atmospheric experiments:

$$\Delta m_\odot^2 \ll \Delta m_A^2. \quad (11)$$

Maximal values are $(\Delta m_\odot^2)_{\max} \simeq 10^{-4} \text{ eV}^2$ [25, 26] and $(\Delta m_A^2)_{\max} \simeq 10^{-2} \text{ eV}^2$ [27]. Without loss of generality we assume $m_3 \geq m_2 \geq m_1$. In a 3-flavor picture, three hierarchical schemes, where at least for one mass eigenstate $m_i^2 \simeq \Delta m^2$ holds, are capable of explaining the relation (11), they are called “completely hierarchical” ($m_3 \simeq \sqrt{\Delta m_A^2} \gg m_2 \simeq \sqrt{\Delta m_\odot^2} \gg m_1$), “partially hierarchical” ($m_3 \simeq \sqrt{\Delta m_A^2} \gg m_2 \simeq m_1$) and “inverse hierarchical” ($m_3 \simeq m_2 = \sqrt{\Delta m_A^2} \gg m_1$). With this notation, the CHOOZ result demands a small $|U_{e3}|$ in the first two cases and a small $|U_{e1}|$ in the last one. The latter fact stems from the condition that for $m_3 \geq m_2 \geq m_1$ the completely and partially hierarchical schemes demand $\Delta m_{21}^2 = \Delta m_\odot^2 \ll \Delta m_{31}^2 \simeq \Delta m_{32}^2$ whereas the inverse hierarchical scheme has to be given by $\Delta m_{32}^2 = \Delta m_\odot^2 \ll \Delta m_{21}^2 \simeq \Delta m_{31}^2$. With a good approximation we can use 2-flavor fits, then the solar mixing angle gives

$$c_1^2, s_1^2 \simeq \frac{1}{2}(1 \pm \sqrt{1 - \sin^2 2\theta_\odot}). \quad (12)$$

The data we use are taken from Refs. [25, 26] and given in Table 1. As usual, SA (LA) denotes the small (large) angle MSW, LOW the MSW low mass and VO the vacuum solution. The MSW [28] resonance condition demands $|U_{e1}| > |U_{e2}|$. However, for the vacuum solution this might not be the case, we come back later on that point. In the inverse hierarchical scheme the resonance requires $|U_{e3}| > |U_{e2}|$. The CHOOOZ experiment [29] gives unfortunately only a limit on $|U_{e3}|$ (in the inverse hierarchical scheme on $|U_{e1}|$), depending on the atmospheric mass scale, it reads at 90 % C. L.

$$|U_{e3}| \lesssim 0.01 \dots 0.15 \text{ for } \Delta m_A^2 \simeq 10^{-3} \dots 10^{-2} \text{ eV}^2 \text{ [30]}. \quad (13)$$

For typical best-fit values of $\text{few} \times 10^{-3} \text{ eV}$ the bound is about $|U_{e3}| \lesssim 0.05$. Even for the maximal allowed values of the mass squared differences and mixing angles $\langle m \rangle$ is always

below 0.2 eV:

$$\begin{aligned}
\langle m \rangle &\leq m_1 |U_{e1}|^2 + m_2 |U_{e2}|^2 + m_3 |U_{e3}|^2 \\
\leq \begin{cases} m_1 + |U_{e2}|^2 \sqrt{\Delta m_\odot^2} + |U_{e3}|^2 \sqrt{\Delta m_A^2} &\leq m_1 + 0.022 & \text{completely hierarchical} \\ (|U_{e1}|^2 + |U_{e2}|^2) \sqrt{\Delta m_\odot^2} + |U_{e3}|^2 \sqrt{\Delta m_A^2} &\leq 0.85 m_1 + 0.015 & \text{partially hierarchical} \\ |U_{e1}|^2 m_1 + (1 - |U_{e1}|^2) \sqrt{\Delta m_A^2} &\leq m_1 + 0.085 & \text{inverse hierarchical} \end{cases} .
\end{aligned} \tag{14}$$

Note that there can be a additional contribution of $m_1 < \sqrt{\Delta m_\odot^2}$, which can be traced to the fact that only mass squared differences are measured. If an experimental sensitivity of 10^{-2} eV on $\langle m \rangle$ is achieved, this might be of importance. However, at the present time with $\langle m \rangle \leq 0.2$ eV, all values of the phases and the parities are allowed. In order to make more definite statements about the effects of cancellations, we therefore apply a degenerate scheme in which $m_3^2 \simeq m_2^2 \simeq m_1^2 \equiv m_0^2$. Per definition, it should hold $m_0^2 \gg \Delta m_{\text{max}}^2 \simeq 10^{-2}$. When in the following a maximal allowed mass scale of $m_0 \simeq 0.2 \dots 0.3$ eV is derived so does that mean that the mass scheme is not “completely degenerate” but “slightly” hierarchical, i.e. an intermediate situation occurs. For example, if $m_{0, \text{max}} = 0.2$ eV, then another eigenstate has a mass of $0.2 - \varepsilon$ eV, where ε is small. In order to get the atmospheric scale of 10^{-2}eV^2 one finds $\varepsilon = 0.03$ eV and the two eigenstates differ by about 15 %. Then our $m_{0, \text{max}}$ is the limit on the largest mass eigenstate m_3 with $m_3 \simeq$ or $> m_2$. A limit of $m_0 \simeq 0.1$ eV corresponds to a hierarchical scheme. However, due to the uncertainty in the value of $\langle m \rangle$ and Δm_A^2 a definite statement is somehow difficult to make.

4 $\langle m \rangle$ in the Degenerate Scheme

The upper bound on m_0 comes from the tritium spectrum, which limits [31]

$$\sum_i |U_{ei}^2| m_i = m_0 \leq 2.8 \text{ eV}. \tag{15}$$

Forthcoming and ongoing projects intend to push the bound below 1 eV [32]. In addition, cosmological observations might be interpreted in terms of a total neutrino mass of $\sum m_\nu \simeq$ few eV [33]. By measuring anisotropies in the cosmic microwave background, MAP and PLANCK may probe values down to $\sum m_\nu \sim 0.5$ eV [34]. The interesting function to investigate is $\langle m \rangle / m_0 \equiv \tilde{m}$, which is depending on 4 parameters, either two angles and 2 phases or two angles and two relative parities. In the CP -violating case \tilde{m} reads

$$\frac{\langle m \rangle}{m_0} \equiv \tilde{m} = c_3^2 \sqrt{c_1^4 + s_1^4 + t_3^4 + 2(s_1^2 t_3^2 c_{2(\alpha-\beta)} + c_1^2 (s_1^2 c_{2\alpha} + t_3^2 c_{2\beta}))} \tag{16}$$

where $t_3 = \tan \theta_3$ and $c_{2\alpha} = \cos 2\alpha$. For CP invariance it can be written as

$$\tilde{m} = c_3^2(\eta_1 c_1^2 + \eta_2 s_1^2 + \eta_3 t_3^2) = \begin{cases} 1 & (+ + +) & \leftrightarrow \alpha = \beta = \pi \\ |c_3^2(c_1^2 - s_1^2 - t_3^2)| & (+ - -) & \leftrightarrow \alpha = \beta = \frac{\pi}{2} \\ |c_3^2(c_1^2 - s_1^2 + t_3^2)| & (- + -) & \leftrightarrow \alpha = \frac{\beta}{2} = \frac{\pi}{2} \\ \cos 2\theta_3 & (- - +) & \leftrightarrow \alpha = 2\beta = \pi \end{cases}, \quad (17)$$

where all 4 possible $(\pm \pm \pm)$ signatures with the corresponding CP -violating phases are given. In addition, there are (c_1 -dependent) solutions for the phases, which give the same \tilde{m} as special parity configurations, see below. Note that for $(- - +)$ the value is independent on the solar solution. The $(+ - -)$ signature is in fact the minimal value for the general CP -violating case, provided that $|U_{e1}|^2 > |U_{e2}|^2$. For the inverse situation, the $(- + -)$ signature gives the minimal \tilde{m} .

4.1 Some special mixing matrices

Three intriguingly simple matrices have been widely discussed:

- **Single maximal**
Maximal atmospheric mixing and a vanishing angle in solar and the CHOOZ experiment, resulting in $|U_{e1}| = 1$.
- **Bimaximal**
Both solar and atmospheric mixing is maximal, CHOOZ's angle is zero. Then $|U_{e1}| = |U_{e2}| = 1/\sqrt{2}$ and $|U_{e3}| = 0$.
- **Trimaximal**
All elements have the same magnitude and $|U_{e1}| = |U_{e2}| = |U_{e3}| = 1/\sqrt{3}$. The model gives a poor fit to the oscillation data.

Then one gets for the CP -conserving case

$$\tilde{m} = \begin{cases} 1, 1, 1 & (+ + +) \\ 1, 0, \frac{1}{3} & (+ - -) \\ 1, 0, \frac{1}{3} & (- + -) \\ 1, 1, \frac{1}{3} & (- - +) \end{cases}, \quad (18)$$

for single, bi- and trimaximal mixing respectively. Single and bimaximal mixing are special cases of the mixing angles from Table 1 and might serve as a model to get a feeling for the bounds one obtains. With the current limit on $\langle m \rangle$ we get for values of $\tilde{m} = 1, \frac{1}{3}$ $m_0 \leq 0.2, 0.6$. Obviously, for $\tilde{m} = 0$ it follows $\langle m \rangle = 0$. If there is CP violation we have

$$\tilde{m} = \begin{cases} 1 & \text{single} \\ c_\alpha & \text{bi} \\ \frac{1}{3}\sqrt{3 + 2(c_{2\alpha} + c_{2\beta} + c_{2(\alpha-\beta)})} & \text{tri} \end{cases}. \quad (19)$$

Single maximal mixing means $m_0 \leq 0.2$ eV, unobtainable by currently planned experiments. For bimaximal mixing we get with the current limit and assuming $m_0 = 1$ eV: $\alpha \lesssim 78.5^\circ$. For the trimaximal case Fig. 1 shows \tilde{m} as a function of one phase for different values of the second phase.

4.2 General Limits and Bounds

We go now from the special cases back to all experimentally allowed values of the mixing angles. The first thing to say is that for exactly vanishing U_{e3} there is no way to find out about the second phase². Without further effort we can say for the $(+++)$ signature, that $m_0 \leq 0.2$, i.e. is beyond experimental access. More interesting is e.g. the $(-- +)$ case in which \tilde{m} is depending on only one parameter, namely the angle bounded by CHOOZ. With Eqs. (1) and (13) we get the allowed range of m_0 depicted in Fig. 2. In this situation, the maximal neutrino mass is about 0.29 eV, using the best-fit point of SK gives $m_0 \leq 0.22$ eV. We also plot the range for a limit of $\langle m \rangle < 0.1$ eV, which further reduces the allowed values. The maximal m_0 is now 0.14 and 0.11 eV, respectively.

There is still freedom in the ordering of U_{e1} and U_{e2} if the vacuum solution is correct. We denote the choice $|U_{e1}| > |U_{e2}|$ with VO1 and the other one with VO2. However, as can be seen from Eq. (12) and (17) the case VO1 and $(+ - -)$ is equivalent to VO2 and $(- + -)$ as VO1 and $(- + -)$ is to VO2 and $(+ - -)$. In Figures 3 and 4 we show the maximal values of m_0 as a function of $|U_{e3}|^2$ for the current $\langle m \rangle$ -limit of 0.2 eV. These maximal values scale with the $\langle m \rangle$ limit.

In Fig. 5 we plot \tilde{m} as a function of α for different values of β , whilst assuming $|U_{e3}|^2 = 0.03$. Maximal mixing (i.e. $|U_{e1}| = |U_{e2}|$) allows complete cancellation, whereas for other values a non-vanishing minimal \tilde{m} is achieved. The dependence on the second phase is rather small which can be explained by the smallness of $|U_{e3}|$, confer with Fig. 1, where the dependence on the second phase is rather strong. In Fig. 7 we therefore show for $\langle m \rangle \leq 0.2$ eV, $\beta = \pi/2$ and $|U_{e3}|^2 = 0.03$ the allowed area in the m_0 - α space for different $\sin^2 2\theta_\odot$. The higher this angle is, the higher is the maximal allowed m_0 . We state again that for $m_0 \leq 0.3$ eV the mass scheme is no longer degenerate. This value is approached for a solar mixing angle of about 0.7 , which is also true for the $(+ - -)$ and $(- + -)$ configurations. For the SA solution it follows $c_1 \simeq 1$ in Eq. (17) so that \tilde{m} is always about 1. This means if the SA solution turns out to be realized in nature we will not find the neutrino mass scale, which even now is already bounded by $m_0 \lesssim 0.2$ eV. The best-fit value and the minimal respectively maximal allowed mixing angle gives lines too close together to be distinguishable in the plot. Regarding VO1 and VO2 it turns out that the difference for given phases is negligible (1 to 2 %), so we plot in Fig. 6 only the VO1 option.

If the bounds on $\langle m \rangle$ and m_0 are both further reduced, nothing special happens. Some more interesting possibilities however suggest themselves: First, a value for m_0 is found and $\langle m \rangle$ gives an upper bound. Then we get a *lower* limit on \tilde{m} . Second, the reverse situation results in an *upper* limit on \tilde{m} . If both quantities are measured, then definite statements

²Also, “normal” CP violation in long-baseline experiments will be unobservable.

about the phases can be made. In connection with the then already obtained knowledge of the correct solar solution and a more stringent CHOOZ bound (or signal) some important conclusions could be drawn. In addition, we can assume that the precision in the mixing angles will be improved. To simplify things a bit we take now the best-fit values. Since these points of the VO and the LA solution are very close together we only plot the LA and the LOW case in Figs. 8 and 9, respectively. Recent data on the day-night spectrum seems to favor these solutions [35]. Different values of the parameters lead to modifications of the results which are not difficult to do with the help of Eqs. (12,16,17). From the figures, we can easily analyze some specific configurations: For example, for $\tilde{m} < 0.6$ the $(- - +)$ configuration is ruled out and for $\tilde{m} > 0.6$ the $(+ - -)$ and $(- + -)$ cases, making 0.6 a key scale, since it is independent on the solar solution and the value of $|U_{e3}|$. If we would know the value of \tilde{m} , even more could be said: The key value of 0.6 eV would mean that there is CP violation in the leptonic sector. However, with the current limits on $\langle m \rangle$ and m_0 and the maximal sensitivities achievable by current experiments, only $\tilde{m} < 0.6$ seems realistic. The highest value with currently planned experiments is in fact $\tilde{m} = 0.2/0.5 = 0.4$, which for small $|U_{e3}|$ would rule out $(+ - -)$ and $(- + -)$ for LOW. Also, again for small $|U_{e3}|$, the LA and VO solution would be out of the game. Conversely, the smallest number one can expect to measure is $\tilde{m} = 6 \cdot 10^{-3}/2.8 = 0.0021$, which forbids the degenerate scheme at all and demands hierarchical or intermediate schemes. Then hierarchical schemes (be it with small masses $m_i^2 \simeq \Delta m^2$ or masses of about 0.3 eV) are responsible for the observed mass squared differences. We refer to Refs. [11, 12] for the allowed values of $\langle m \rangle$ in that case. In general, as can be seen from the Figures, a value below 0.24 (0.06) rules out the degenerate scheme for the LA and VO (LOW) solution.

4.3 Consequences for the Mass Matrix

An interesting question is: Provided we know which solar solution is the correct one, the exact value of $|U_{e3}|$ and also know precisely the mixing angle governing the atmospheric anomaly, can we derive the complete neutrino mass matrix for a given \tilde{m} ? As an example we take $\tilde{m} = 0.3$ and $|U_{e3}|^2 \simeq 0.1$. This might be measured by $\langle m \rangle = 0.18$ eV and $m_0 = 0.6$ eV. However, different choice of the 2 phases can result in the same \tilde{m} , as can be seen in Fig. 10 for the LOW case, where “iso- \tilde{m} ” lines are displayed. For example, $(\alpha \simeq 1.177, \beta \simeq 1.864)$ or $(\alpha \simeq 1.7691, \beta \simeq 0.5225)$ are possible solutions for $\tilde{m} = 0.3$. The $\mu\mu$ entry of the mass matrix, $m_{\mu\mu} = m_0|(U_{\mu 1}^2 + U_{\mu 2}^2 + U_{\mu 3}^2)|$ is still a function of the third phase δ . Assuming maximal atmospheric mixing, the two results for $m_{\mu\mu}$ differ by a factor of 4 (for $\delta = 0$) to 8 for $(\delta \simeq 2.8)$. It turns out that for a given δ some specific choices of the other two phases give for the resulting $m_{\mu\mu}$ relative differences of up to 15. Thus, to verify the real solution, one would need a measurement of $m_{\mu\mu}$. The charged kaon decay $K^+ \rightarrow \pi^- \mu^+ \mu^+$, which is depending on $m_{\mu\mu}$ as $0\nu\beta\beta$ is on $\langle m \rangle$, has a branching ratio given by

$$\frac{\Gamma(K^+ \rightarrow \pi^- \mu^+ \mu^+)}{\Gamma(K^+ \rightarrow \text{all})} \simeq 10^{-31} \left(\frac{m_{\mu\mu}}{\text{eV}} \right)^2, \quad (20)$$

which has to be compared with the experimental limit of 3×10^{-9} [36]. Even worse numbers hold for the other elements of the mass matrices and the respective processes they govern, see [9] for a compilation. The closer the measured \tilde{m} value gets to the minimal value (0.1205 for our specific example) the smaller gets the allowed area or curve in α - β space and therefore the resulting range for the other matrix elements. This minimal value of \tilde{m} corresponds to the $(+ - -)$ configuration. Of course, also for the maximal value of $\tilde{m} = 1$ only one pair of phases is responsible, however, then holds $m_0 \leq 0.2$ eV. For a precision of 10 % in the measurement of the minimal \tilde{m} we get a variation in $m_{\mu\mu}$ within a factor of 2. A slightly smaller number is obtained for a 5 % precision. In Fig. 10 the area for $\tilde{m} = 0.1205$ is obtained for a precision of 5 %. However, it seems to be questionable that these values of \tilde{m} and the required precision are feasible, especially in the light of the different results of different nuclear matrix element calculations. Thus one needs to make compromises in terms of theoretical assumptions [37] in order to get the complete mass matrix. The many possibilities for α and β can be understood in the following way: In a three flavor scheme we have 9 parameters, 3 masses, 3 angles and 3 phases. Oscillation experiments can give two mass squared differences (equivalent to 2 masses), all 3 angles and 1 phase. The mass scale might be given by the tritium spectrum or from cosmology, so that we are left with 2 parameters and one observable, namely $\langle m \rangle$. Only for minimal \tilde{m} a definite choice of the 2 phases is possible, which however requires an extremely precise measurement of this quantity. The smallness of $|U_{e3}|$ allows a broad range for β , but for the $\mu\mu$ entry β contributes with $c_2 c_3 e^{i\beta} \simeq 1/\sqrt{2} e^{i\beta}$, which can have a large effect on the magnitude of $m_{\mu\mu}$.

5 Conclusions

In a degenerate mass scheme with three neutrinos we did a full analysis of the allowed parameter range. The relevant function is $\tilde{m} = \langle m \rangle / m_0$. All CP -conserving and -violating possibilities for cancellation were considered and plots for observables in each case were given. When $m_{0,\max}$ is smaller than roughly 0.3 eV, the limit applies no longer to a degenerate scheme but for the highest mass of a hierarchical or intermediate scheme. The other masses are then given by the measured mass squared differences. Then however a signal or improved bound from $0\nu\beta\beta$ is needed to distinguish the different possibilities, i.e. to verify which two masses give which Δm^2 . This procedure is described in Refs. [7] to [12]. For the SA solution the mass scale is below 0.2 eV, regardless of CP violation or conservation. We may summarize the situation for CP invariance such that the $(+++)$ case also means $m_0 \leq 0.2$ eV. If the $(-++)$ configuration is realized (Fig. 2), the total mass scale is too small to be directly measured. Regarding the other two parity configurations (Figs. 3 and 4), maximal solar mixing allows a broad range for m_0 , for small $|U_{e3}|^2$ even up to the tritium limit of 2.8 eV. The smaller the angle $\sin^2 2\theta_\odot$ is, the smaller is the maximal allowed m_0 value. For CP violation two phases are present, in principle varying between 0 and π . Because of the smallness of $|U_{e3}|^2$ the dependence on one phase is small. For maximal solar mixing complete cancellation and therefore m_0 up to 2.8 eV is possible.

The lower $\sin^2 2\theta_\odot$ is, the larger is the minimal value of \tilde{m} or the larger the maximal allowed m_0 . From $\sin^2 2\theta_\odot \simeq 0.7$ on, $m_{0,\max}$ approaches 0.3 eV and the degenerate scheme is jeopardized. A key value for \tilde{m} of 0.6 was identified, which would prove the existence of CP violation or would rule out some parity configurations. Unfortunately, this value seems unreachable and would also mean that the mass scheme is not degenerate. However, pushing \tilde{m} below 0.24 would rule out the LA and VO solution, and further reduction below 0.06 would rule out also the LOW case. If this means also a hierarchical scheme depends on the value of m_0 one finds. Even if a value of \tilde{m} would be known, then many choices of the phases may give this value, except for the unrealistic case that exactly the minimal \tilde{m} is measured. This fact will reflect on the result of the other entries in the mass matrices, varying them within factors well beyond 10. Because the processes governed by these elements are way beyond experimental access, further input from the theoretical side is needed. Thus, with currently planned projects, experimental verification of a given mass matrix remains very questionable.

Acknowledgments

This work has been supported in part by the “Bundesministerium für Bildung, Wissenschaft, Forschung und Technologie”, Bonn under contract No. 05HT9PEA5. Financial support from the Graduate College “Erzeugung und Zerfälle von Elementarteilchen” at Dortmund university is gratefully acknowledged.

References

- [1] For reviews see e.g. K. Zuber, Phys. Rep. **305**, 295 (1998), S. M. Bilenky, C. Giunti, and W. Grimus, Prog. Nucl. Part. Phys. **43**, 1 (1999).
- [2] M. Gell-Mann, P. Ramond, and R. Slansky in *Supergravity*, p. 315, edited by F. Nieuwehuizen and D. Friedman, North Holland, Amsterdam, 1979; T. Yanagida, Proc. of the *Workshop on Unified Theories and the Baryon Number of the Universe*, edited by O. Sawada and A. Sugamoto, KEK, Japan 1979; R. N. Mohapatra, G. Senjanovic, Phys. Rev. Lett. **44**, 912 (1980).
- [3] M. Doi, T. Kotani, and E. Takasugi, Prog. Theo. Phys. Suppl. **83**, 1 (1985), P. Vogel nucl-th/0005020.
- [4] W. Rodejohann and K. Zuber, hep-ph/0005270, to appear in Phys. Rev. **D**.
- [5] L. Baudis *et al.*, Phys. Rev. Lett. **83**, 411 (1999).
- [6] H. V. Klapdor-Kleingrothaus *et al.*, hep-ph/9910205.
- [7] S. T. Petcov and A. Yu. Smirnov, Phys. Lett. **B 322**, 109 (1994); S. M. Bilenky *et al.*, Phys. Rev. **D 54**, 1881 (1996); Phys. Rev. **D 57**, 6981 (1998); Phys. Lett. **B 465**, 193 (1999).

- [8] T. Fukuyama, K. Matsuda and N. Nishura, Phys. Rev. **D 57**, 5844 (1998); Mod. Phys. Lett. **A 13**, 2279 (1998);
- [9] W. Rodejohann, Phys. Rev. **D 62**, 013011 (2000).
- [10] M. Czakon, J. Gluza, and M. Zralek, Phys. Lett. **B 465**, 211 (1999); hep-ph/0003161.
- [11] M. Czakon, J. Studnik, and M. Zralek, hep-ph/0006339.
- [12] H. V. Klapdor-Kleingrothaus, H. Päs, and A. Yu. Smirnov, hep-ph/0003219.
- [13] T. Fukuyama *et al.*, hep-ph/0003055.
- [14] A. S. Joshipura and E. A. Paschos, hep-ph/9906498.
- [15] L. Wolfenstein, Phys. Lett. **B 107**, 77 (1981); S. M. Bilenky, N. P. Nedelcheva, and S. T. Petcov, Nucl. Phys. **B 247**, 61 (1984).
- [16] S. M. Bilenky and S. T. Petcov, Rev. Mod. Phys. **59**, 671 (1983).
- [17] B. Kayser, Phys. Rev. **D 30**, 1023 (1984).
- [18] J. A. Aguilar-Saavedra and G. C. Branco, hep-ph/0007025; A. Donini, O. Mena, and S. Rigolin, hep-ph/0007281.
- [19] See e.g. M. Masafumi and J. Sato, Phys. Rev. **D 61**, 073012 (2000).
- [20] P. B. Pal and L. Wolfenstein, Phys. Rev. **D 25**, 766 (1982).
- [21] S. M. Bilenky, J. Hosel, and S. T. Petcov, Phys. Lett. **B 94**, 495 (1980).
- [22] A. Halprin *et al.*, Phys. Rev. **D 13**, 2567 (1976); J. N. Ng and A. N. Kamal, Phys. Rev. **D 18**, 3412 (1978); J. Abad, J. G. Esteve, and A. F. Pachero, Phys. Rev. **D 30**, 1488 (1984); L. S. Littenberg and R. E. Shrock, Phys. Rev. Lett. **68**, 443 (1992); hep-ph/0005285; K. Zuber, Phys. Lett. **B 479**, 33 (2000), C. Dib *et al.*, hep-ph/0006277.
- [23] M. Flanz, W. Rodejohann, and K. Zuber, hep-ph/9907203, to appear in Eur. Phys. J. **C**.
- [24] M. Flanz, W. Rodejohann, and K. Zuber, Phys. Lett. **B 471**, 324 (2000), Phys. Lett. **B 480**, 418 (2000) (E).
- [25] S. Goswami, D. Majumbar, and A. Raychauduri, hep-ph/9909453.
- [26] M. C. Gonzalez-Garcia *et al.*, Nucl. Phys. **B 573**, 3 (2000); M. C. Gonzalez-Garcia and C. Pena-Garay, Nucl. Phys. **B** (Proc. Suppl.) **87**, 204 (2000).
- [27] M. C. Gonzalez-Garcia, Nucl. Phys. **B** (Proc. Suppl.) **81**, 113 (2000).

- [28] L. Wolfenstein, Phys. Rev. **D 17**, 2369 (1978); S. P. Mikheyev and A. Yu. Smirnov, *Yad. Fiz.* **42**, 1441 (1985).
- [29] CHOOZ collaboration, M. Apollonio *et al.*, Phys. Lett. **B 466**, 415 (1999).
- [30] SuperKamiokande collaboration, Y. Fukuda *et al.*, Phys. Rev. Lett. **81**, 1562 (1998).
- [31] C. Weinheimer *et al.*, Phys. Lett. **B 460**, 219 (1999); V. M. Lobashev *et al.*, Phys. Lett. **B 460**, 227 (1999).
- [32] V. M. Lobashev, Prog. Nucl. Part. Phys. **40**, 337 (1998).
- [33] J. R. Primack and A. Klypin, Nucl. Phys. **B** (Proc. Suppl.) **51**, 30 (1996).
- [34] D. J. Eisenstein, W. Hu, and M. Tegmark, astro-ph/9807130.
- [35] SuperKamiokande collaboration, Y. Suzuki in *Neutrino 2000*, to appear, transparencies at <http://nu2000.sno.laurentian.ca/Y.Suzuki/index.html>
- [36] E865 collaboration, H. Ma *et al.*, hep-ex/0006003.
- [37] For some recent speculations see e.g. D. Black *et al.* hep-ph/0004105; B. R. Desai, U. Sarkar, and A. R. Vaucher, hep-ph/0007346; L. Lavoura and W. Grimus, hep-ph/0008020; for reviews, see G. Altarelli and F. Feruglio, hep-ph/9905536; R. N. Mohapatra, hep-ph/9910365; S. M. Barr and I. Dorsner, hep-ph/0003058; C. H. Albright, hep-ph/0008013.

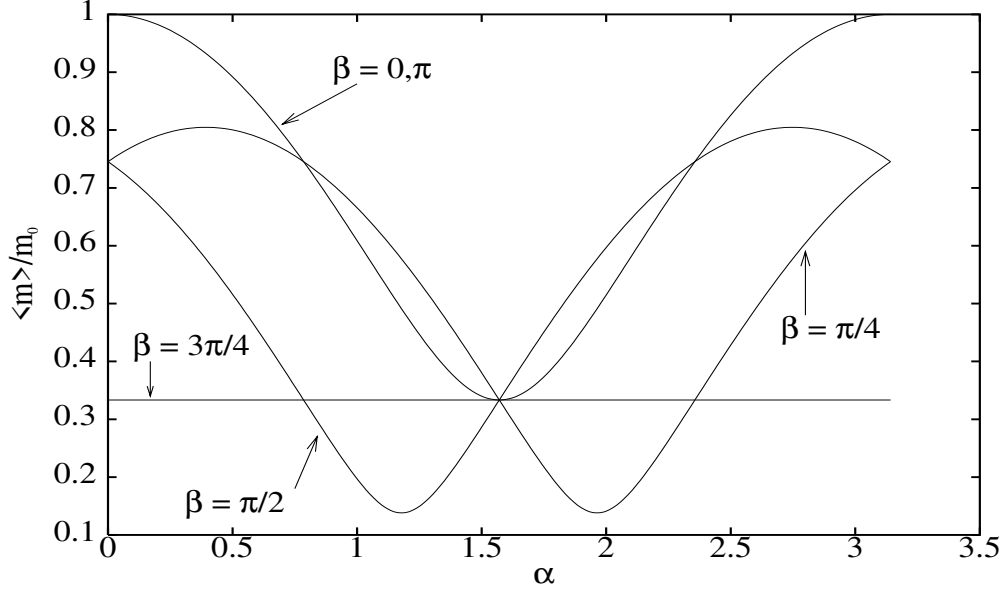


Figure 1: \tilde{m} for trimaximal mixing as a function of one CP -violating phase for different values of the second phase.

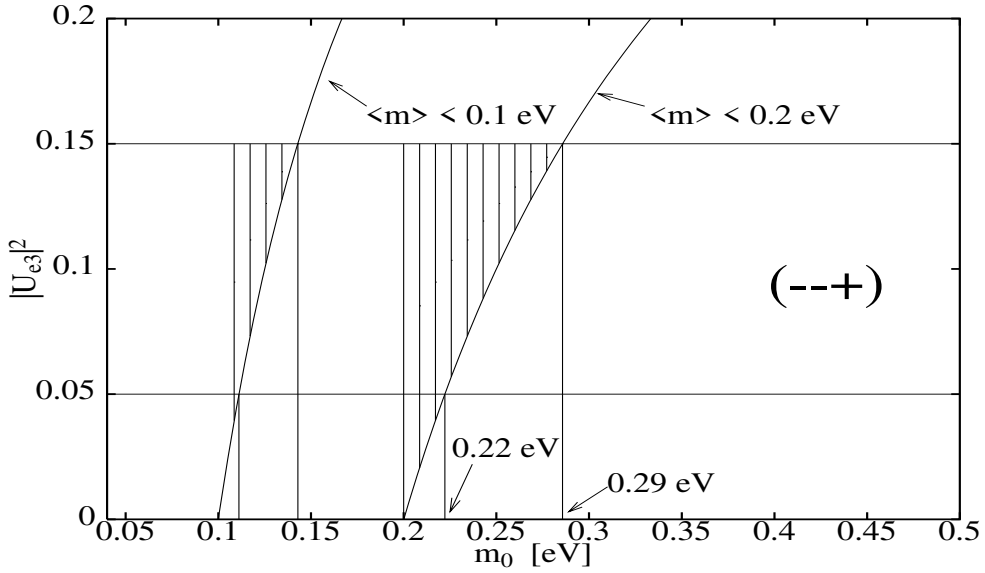


Figure 2: Allowed range for the common neutrino mass scale m_0 for CP conservation and the $(--+)$ signature of the CP parities. Displayed are the cases $\langle m \rangle \leq 0.2$ and 0.1 eV. The SK's best fit point corresponds to $m_0 < 0.22$ (0.11) eV and the maximal value of $|U_{e3}|^2$ leads to $m_0 < 0.29$ (0.14) eV for the two values of $\langle m \rangle$.

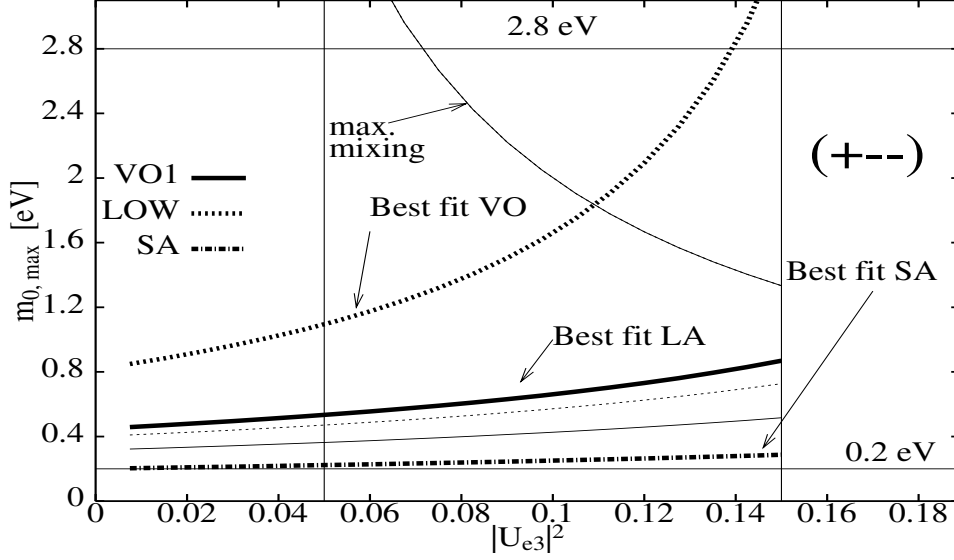


Figure 3: Maximal m_0 as a function of $|U_{e3}|^2$ for the VO1, LOW and SA solution and the $(+ - -)$ signature. For LA the plot is very similar to VO1. A limit of $\langle m \rangle \leq 0.2$ eV is assumed. Allowed is the range under the respective curve. The VO2 option of the $(- + -)$ signature is the same as the VO1 option here.

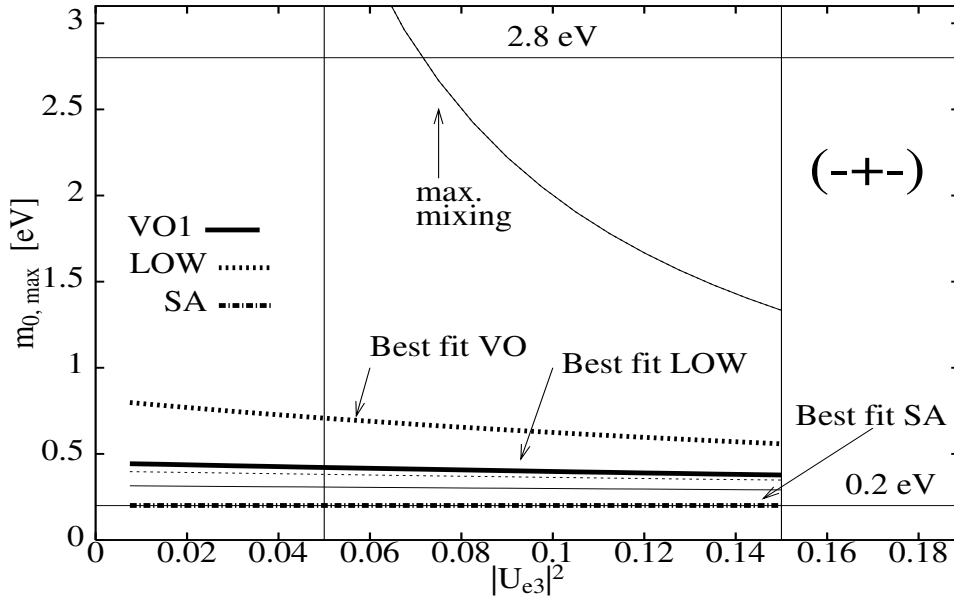


Figure 4: Same as the previous figure for the $(- + -)$ signature. Again, the LA plot is very similar to VO1 and the VO2 option is identical to VO1 option in the $(+ - -)$ case.

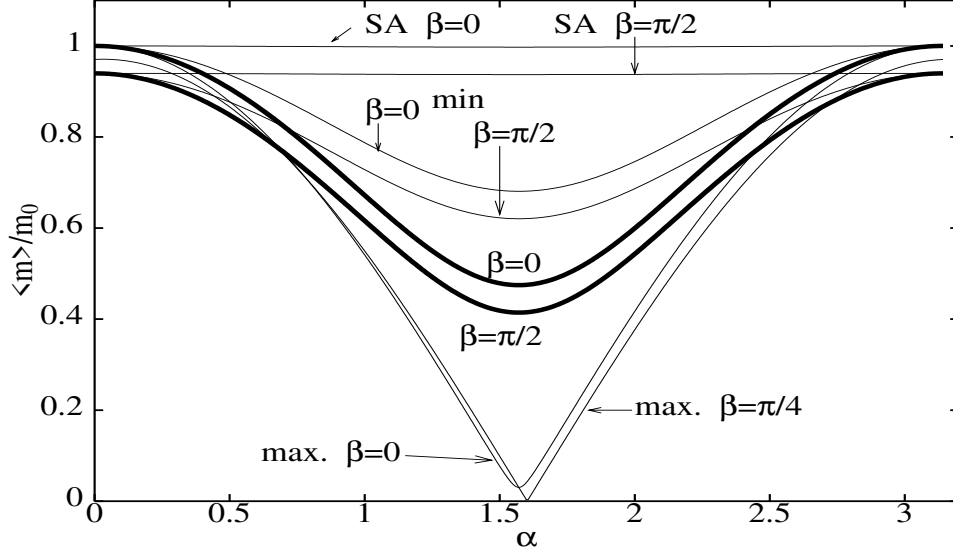


Figure 5: \tilde{m} as a function of one phase α for different values of the second phase β . Displayed are the SA solution, the LA solution (best fit point are the thick lines) and the case for maximal oscillation, which is also allowed for the VO and the LOW. We assumed $|U_{e3}|^2 = 0.03$.

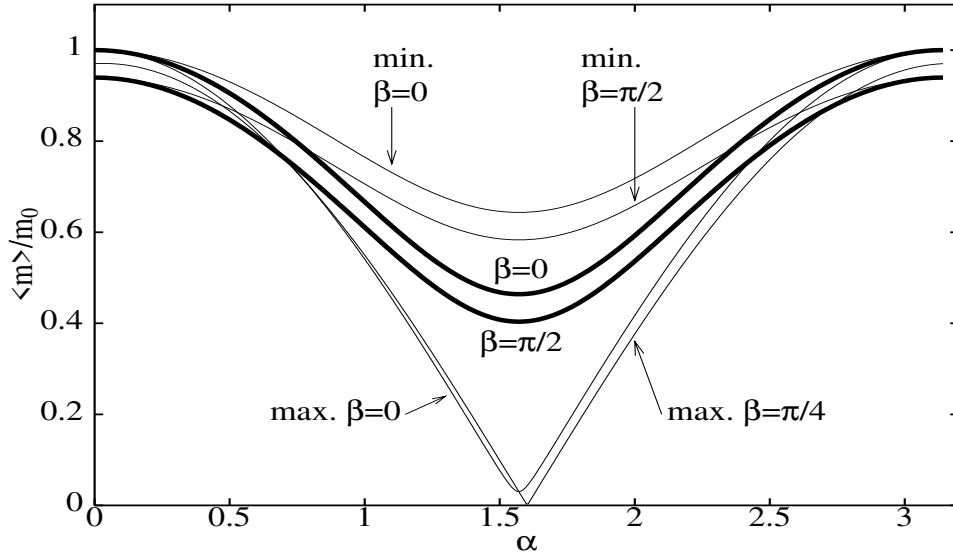


Figure 6: Same as the previous figure for the VO solution.

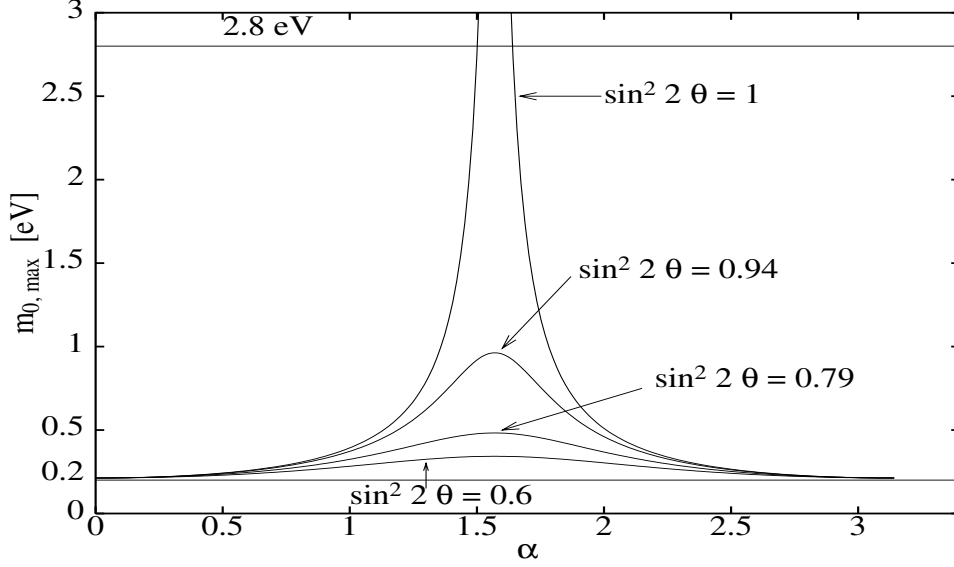


Figure 7: Maximal m_0 as a function of α for $\beta = \pi/2$ and $|U_{e3}|^2 = 0.03$ for different $\sin^2 2\theta_\odot$. Allowed is the area under the respective curve.

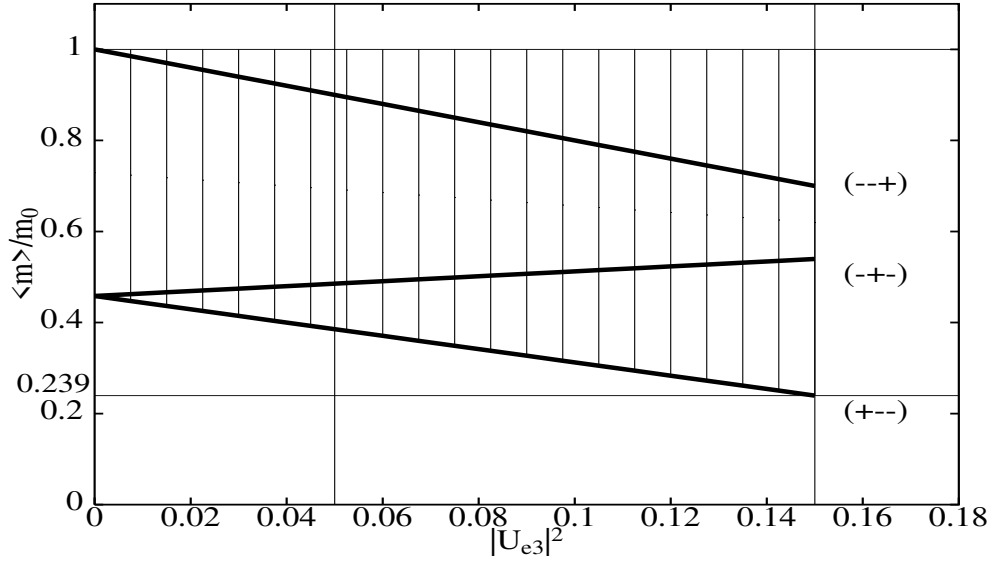


Figure 8: \tilde{m} as a function of $|U_{e3}|^2$ for the best-fit point of the LA solution. Displayed is the range for the CP -violating case and all CP -conserving parity configurations except the trivial $(+++)$ case. Note that the range of \tilde{m} accesible by currently planned experiments is 0.0021 to 0.4.

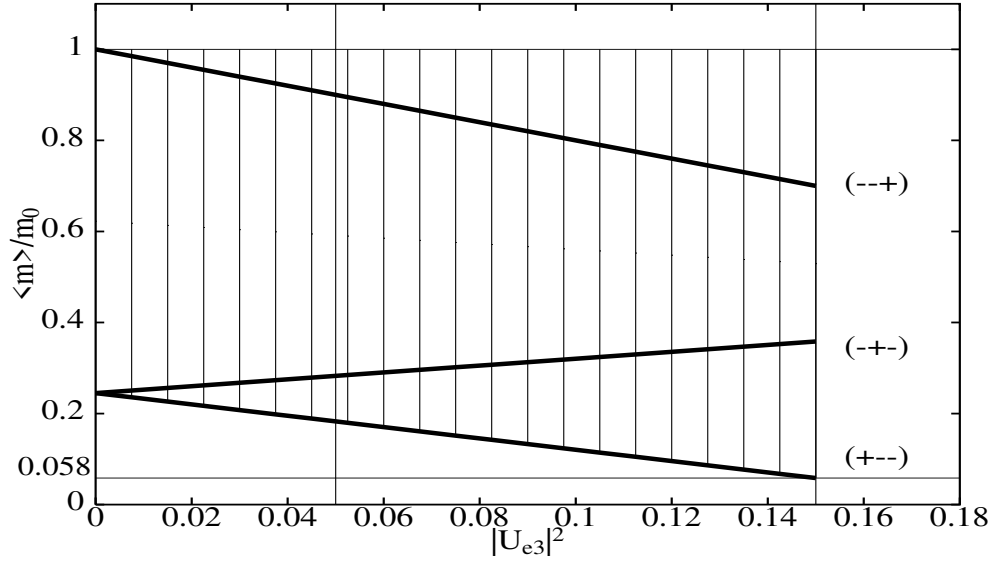


Figure 9: Same as the previous figure for the LOW solution.

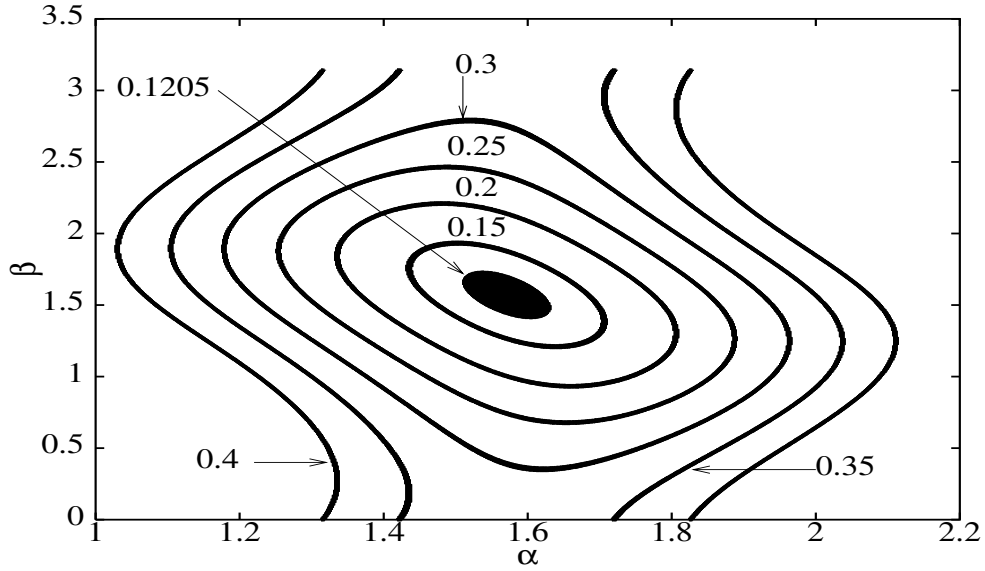


Figure 10: "Iso- \tilde{m} " lines in the α - β space for the best-fit values of the LOW solution and $|U_{e3}|^2 = 0.1$.