

On the masses, branching ratios, and full widths of heavy ρ' , ρ'' and ω' , ω'' resonances.

N. N. Achasov ^{*} and A. A. Kozhevnikov [†]

*Laboratory of Theoretical Physics,
Sobolev Institute for Mathematics
630090, Novosibirsk-90, Russia*

(December 2, 2024)

Abstract

Based on the previous and recent fits of multiple data on the reactions of e^+e^- annihilation, τ lepton decay, and the reaction $K^-p \rightarrow \pi^+\pi^-\Lambda$, the magnitude of the branching ratios and total widths of the isovector ρ' , ρ'' , and the isoscalar ω' , ω'' resonances are calculated. Some topics on the spectroscopy of the $\rho(1450)$ and $\omega(1420)$ states are discussed.

PACS number(s):13.65.+i, 13.25 Jx, 14.40.Cs

Typeset using REVTeX

^{*}Electronic address: achasov@math.nsc.ru

[†]Electronic address: kozhev@math.nsc.ru

The situation with the resonances $\rho' \equiv \rho'_1 \equiv \rho(1450)$, $\rho'' \equiv \rho'_2 \equiv \rho(1700)$, with isospin one and those $\omega' \equiv \omega'_1 \equiv \omega(1420)$, $\omega'' \equiv \omega'_2 \equiv \omega(1600)$, with isospin zero is still far from being clear. Although the characteristic peaks corresponding to these resonances were observed in a number of channels of the one-photon e^+e^- annihilation, τ lepton decays, $N\bar{N}$ annihilation, photoproduction, etc., the specific masses and branching ratios are not properly established and hence are not given in the Tables [1]. Recently, the present authors undertook an attempt to fit then existing data on e^+e^- annihilation, τ lepton decays, and the reaction $K^-p \rightarrow \pi^+\pi^-\Lambda$, where the above heavy resonances were observed, in the framework of the unified approach. The approach is based on the scheme that takes into account both energy dependence of the partial widths and the mixing via common decay modes among the latter and the ground state $\rho(770)$ and $\omega(782)$ resonances, in the respective isovector [2] and isoscalar [3] channels. When so doing, the masses and *coupling constants* of the resonances were taken as free parameters to be determined from the fit. This choice is convenient because, first, it is just these parameters that are essential in identifying the nature of heavy resonances with $J^{CP} = 1^{--}$. Second, the function χ^2 used in obtaining the intervals of the variation of the extracted parameters is represented in this case as the sum of independent contributions, so that the covariance matrix (see the statistics section in Ref. [1]) is diagonal. However, the results of the measurements are often represented in terms of the masses and *branching ratios*. In view of the excessive size of the publications [2,3] we refrained at that time from the calculation of the partial widths with the parameters found in [2,3]. Here we fill this gap and calculate the branching ratios and total widths of the $\rho'_{1,2}$ and $\omega'_{1,2}$ resonances using the new data on the cross section of the reactions $e^+e^- \rightarrow \pi^+\pi^-\pi^0$ [4,5], $e^+e^- \rightarrow \omega\pi^0$ [6], and the data on the spectral function v_1 measured in the decays $\tau^- \rightarrow \omega\pi^-\nu_\tau$, $\tau^- \rightarrow \pi^+\pi^-\pi^0\nu_\tau$ [7]. We also comment on the issue of why the resonances with the masses greater than 1400 MeV *should be* wide in the conventional $q\bar{q}$ model, and why their bare masses get shifted towards the greater values as compared to the visible peak positions. The latter point, as will be shown below, is of the direct relevance to the hadronic spectroscopy of the $\rho(1300)$ resonance reported by the LASS group [8], and the $\omega(1200)$ resonance reported by the SND team [5].

First, let us try to understand why the situation with the resonances possessing the masses greater than 1400 MeV is so complicated despite the numerous experiments aimed at the determination of their masses and partial widths. As is known [1], the indications on the existence of the $\rho'_{1,2}$ and $\omega'_{1,2}$ resonances were obtained, in particular, in the VP channels, where V , P standing, respectively, for the vector, pseudoscalar meson. It is also known that the typical magnitude of the VVP coupling constant is $g_{\omega\rho\pi} \simeq 14.3 \text{ GeV}^{-1}$. All other VVP coupling constants can be expressed through $g_{\omega\rho\pi}$ via the SU(3) Clebsch-Gordan coefficients or, equivalently, the quark model relations. From the point of view of the simplest $q\bar{q}$ quark model, there are no reasons to expect that the $V'_{1,2}VP$ coupling constants should be drastically suppressed as compared to the VVP ones [9]. Hence, taking $g_{\rho'_{1,2}\omega\pi} \sim g_{\omega'_{1,2}\rho\pi} \simeq 10 \text{ GeV}^{-1}$, and $m_{\rho'_1} \approx m_{\omega'_1} = 1400 \text{ MeV}$, one finds

$$\begin{aligned}\Gamma_{\rho'_1 \rightarrow \omega\pi} &= g_{\rho'_1\omega\pi}^2 q_{\omega\pi}^3(m_{\rho'_1})/12\pi \sim 280 \text{ MeV}, \\ \Gamma_{\omega'_1 \rightarrow \rho\pi} &= g_{\omega'_1\rho\pi}^2 q_{\rho\pi}^3(m_{\omega'_1})/4\pi \sim 820 \text{ MeV}.\end{aligned}\tag{1}$$

Here

$$q_{bc}(m_a) = \left\{ \left[m_a^2 - (m_b + m_c)^2 \right] \times \left[m_a^2 - (m_b - m_c)^2 \right] \right\}^{1/2} / 2m_a \quad (2)$$

is the momentum of the final particle b or c in the rest frame system of the particle a , in the decay $a \rightarrow b + c$, and the three isotopic modes in the $\omega'_1 \rightarrow \rho\pi$ decay are taken into account. To appreciate the rapid growth of the VP widths with energy, their evaluation, assuming the masses 1200 MeV, gives, respectively, 92 and 295 MeV. Analogously, assuming that $m_{\rho'_2} \approx m_{\omega'_2} = 1750$ MeV, one finds

$$\begin{aligned} \Gamma_{\rho'_2 \rightarrow \omega\pi} &\sim 880 \text{ MeV}, \\ \Gamma_{\omega'_2 \rightarrow \rho\pi} &\sim 2600 \text{ MeV}. \end{aligned} \quad (3)$$

Since the VP decay modes are not the only ones to which heavy resonances can decay [1], the resonances $\rho'_{1,2}$ and $\omega'_{1,2}$, in fact, *should* be rather wide. The large width of a resonance is one of the obstacles in its identification, because such resonance often reveals itself as the rather smooth feature in the energy behavior of the cross section.

The second obstacle, as was pointed out in [2,3], is the shift of the resonance peak position from the input value of the resonance mass. Indeed, let us consider, for simplicity, the single resonance R with the bare mass m_R observed in some channel f of e^+e^- annihilation, $e^+e^- \rightarrow R \rightarrow f$. Then the cross section of the above process can be written as

$$\begin{aligned} \sigma(s) &= 12\pi m_R^3 \Gamma_{Rl+l-}(m_R) g_{Rf}^2 \\ &\times \frac{s^{-3/2} W_{Rf}(s)}{(s - m_R^2)^2 + s \Gamma_R^2(s)}, \end{aligned} \quad (4)$$

where s is the square of the total center-of-mass energy, $\Gamma_{Rl+l-}(m_R)$ is the leptonic width of the resonance evaluated at $\sqrt{s} = m_R$. The partial hadronic width of the decay $R \rightarrow f$ is represented in the form

$$\Gamma_{Rf}(s) = g_{Rf}^2 W_{Rf}(s),$$

where g_{Rf} is the coupling constant of R with the final state f , and $W_{Rf}(s)$ being the dynamical phase space factor of the decay $R \rightarrow f$ that includes the possible resonance intermediate states as, for example, in the decay $\omega \rightarrow \rho\pi \rightarrow 3\pi$. The total width of the resonance is

$$\Gamma_R(s) = \sum_f \Gamma_{Rf}(s).$$

The peak position is given by the condition of the vanishing derivative of $\sigma(s)$ with respect to s :

$$s - m_R^2 = \frac{1}{G(s)} \left\{ 1 \pm \left[1 + s \Gamma_R^2 F(s) G(s) \right]^{1/2} \right\}, \quad (5)$$

where

$$\begin{aligned} G(s) &= \left[\ln \left(s^{-3/2} W_{Rf} \right) \right]', \\ F(s) &= \left[\ln \left(s^{5/2} \Gamma_R^2 / W_{Rf} \right) \right]'. \end{aligned} \quad (6)$$

Hereafter, $\Gamma_R \equiv \Gamma_R(s)$, $W_{Rf} \equiv W_{Rf}(s)$, and prime denotes the differentiation with respect to s . Eq. (5) should match with the usual expression $s - m_R^2 = 0$ in the limit of slow varying narrow width, hence the lower minus sign should be chosen in Eq. (5). The latter is still very complicated equation for the determination of the peak position, so the numerical methods should be invoked for its solution. However, all necessary qualitative conclusions can be drawn upon approximating the right hand side of this equation by taking its value at $s = m_R^2$. One can convince oneself that the dominant decay modes of heavy resonances have the phase space factors growing faster than the decrease of the leptonic width as $s^{-3/2}$. Then the function $G(s)$ is positive. Also positive is the function $F(s)$. Hence, the factor following $G^{-1}(s)$ in Eq. (5) is negative. To first order in the derivative of the phase space volume, one finds from Eq. (5) the peak position s_R :

$$s_R \approx m_R^2 - \frac{1}{2}s\Gamma_R^2 F(s)|_{s=m_R^2}. \quad (7)$$

One can see that in the case of the sufficiently narrow ($\Gamma_R < 200$ MeV) resonance such as $\rho(770)$, $\omega(782)$, and $\phi(1020)$ one, the peak position, with a good accuracy, coincides with the bare mass m_R .

The situation changes when the resonance is wide, as it takes place in the case of the $\rho'_{1,2}$ and the $\omega'_{1,2}$ one. See Eqs. (1) and (3). The peak position is shifted towards the lower value as compared to the magnitude of the bare mass. This is just what was revealed in the fits [2,3]. The more the width of the resonance width is, the more it is shifted, so that, say, the ρ'_2 and ω'_2 resonances with the bare masses around 1900 MeV are revealed as the peaks at 1500 – 1600 MeV.

After these preliminary remarks let us present the results of the calculation of the branching ratios and full widths. As in Refs. [2,3], the results are given for each channel where the indication on the specific resonance exists. The procedure presented here is as follows. First, we calculate the partial widths and their errors from the errors of the masses and coupling constants found in [2,3]. Second, upon dividing each of these partial widths by the sum of their central values, the branching ratios and their errors are calculated. The leptonic widths of the $\rho'_{1,2}$ are taken from [2], while those of $\omega'_{1,2}$ are calculated from the extracted masses and leptonic coupling constants $f_{\omega'_{1,2}}$ in [3] according to the expression

$$\Gamma_{\omega'_{1,2}} = \frac{4\pi\alpha^2 m_{\omega'_{1,2}}}{3f_{\omega'_{1,2}}^2}.$$

Furthermore, as compared to Ref. [2,3], the recent data on the reactions $e^+e^- \rightarrow \pi^+\pi^-\pi^0$ [4,5], $e^+e^- \rightarrow \omega\pi^0$ [6], and τ lepton decays [7] are used to extract the necessary resonance parameters. The results of the evaluation of the branching ratios and full widths are shown in Tables I, II, III. One can see that the simple qualitative estimates displayed in Eqs. (1) and (3), assuming the modes besides the VP one are included, agree with the results presented there.

Now, some remarks on the spectroscopy of the heavier vector mesons are in order. First, the $\rho(1300)$ state reported by the LASS detector team [8] who studied the reaction $K^-p \rightarrow \pi^+\pi^-\Lambda$, revived an old discussion concerning the possible existence of the $\rho(1250)$ meson, in addition to the $\rho(1450)$ claimed to be observed in e^+e^- annihilation. The results presented in

Table I show that the corresponding peak observed by the LASS group should be attributed to the same state $\rho(1450)$ as that presented in Reviews of Particle Physics (RPP) [1].

The similar situation is with the state $\omega(1200)$ observed recently by the SND team in the reaction $e^+e^- \rightarrow \pi^+\pi^-\pi^0$ [5]. Since the rather old data on the latter reaction were used in the fit [3], the new data on this reaction [5,4] are included in the fit done to consider the $\omega(1200)$ state in the framework of the approach [2,3], however, upon neglecting the contributions of the $\phi'_{1,2}$ resonances, because their couplings in the above reaction were found to be consistent with zero [3]. The parameters of the $\omega'_{1,2}$ resonances extracted from this new fit coincide, within errors with those reported earlier [3]. They are used in filling the corresponding entries in Table III. The corresponding curves are plotted in Fig. 1. Our conclusion is that the $\omega(1200)$ state observed by SND [5] is the same state as $\omega(1420) \equiv \omega'_1$ presented in RPP [1]. The shift of the visible peak as compared to the bare mass of the resonance should be attributed, as is explained above, to the rather large width and the rapid growth of the partial widths with the energy increase. As far as the ω'_2 resonance is concerned, its huge width, see Table II, results, in accord with Eq. (7), in the shift of the peak to $\simeq 1600$ MeV from the bare mass $\simeq 1900 - 2000$ MeV. The large partial widths found in the analysis [2,3], are also in the qualitative agreement with the expectations presented in Eq. (1) and (3).

Using the recent SND data [5], one can draw some conclusions about the characteristics of the radial wave function of the bound $q\bar{q}$ state at the origin. Since the ω'_1 resonance is usually attributed to the 2^3S_1 state [1,12], one finds, using Ref. [13],

$$|R_S(0)|^2 = 6\pi m_{\omega'_1}^3 / f_{\omega'_1}^2 = (25 \pm 10) \times 10^{-3} \text{ GeV}^3, \quad (8)$$

to be compared to $(38 \pm 4) \times 10^{-3} \text{ GeV}^3$ computed for $\omega(782)$ meson. Within errors, both above figures agree with each other. On the other hand, the ω'_2 state is treated as the 1^3D_1 one, hence the second derivative of the radial wave function at the origin is appropriate [13]:

$$|R''_D(0)|^2 = \frac{3\pi m_{\omega'_2}^7}{25 f_{\omega'_2}^2} = (10 \pm 8) \times 10^{-3} \text{ GeV}^7. \quad (9)$$

Note that the S-wave characteristics of the ω'_2 resonance analogous to Eq. (8) is $|R_S(0)|^2 = (35 \pm 23) \times 10^{-3} \text{ GeV}^3$.

The recent data on the reaction $e^+e^- \rightarrow \omega\pi^0$ [6] have been included in the fit. The resonance parameters are found to agree within errors with those obtained in Ref. [2]. Specifically, the ρ'_1 resonance is not revealed, since its extracted parameters are consistent with zero within very large errors. Hence we exclude ρ'_1 from the fit, leaving only the $\rho(770) + \rho'_2$ contribution. Corresponding curve is shown in Fig. 2. Note that the central value of the range parameter R entering the formfactor

$$C_{\rho\omega\pi}(E) = \frac{1 + (Rm_\rho)^2}{1 + (RE)^2}, \quad (10)$$

the latter introduced to restrict the growth of the $\rho \rightarrow \omega\pi^0$ partial widths with the energy increase, $\Gamma_{\rho\omega\pi}(E) \rightarrow C_{\rho\omega\pi}^2(E)\Gamma_{\rho\omega\pi}(E)$, turns out to be zero in our fit. To be more precise, the data allow its variation within the interval from 0 to 0.37 GeV^{-1} . The difference with

the conclusion reached in Ref. [6] that the best fit requires nonzero R is, in our opinion, attributed to the fact that, first, only two decay modes, $\pi^+\pi^-$ and $\omega\pi^0$ were included in [6], while we include all known ones (see Tables I and II), and the mixing arising due to common decay modes neglected in Ref. [6]. Second, the same range parameter R was used for the $\pi^+\pi^-$ and $\omega\pi^0$ modes and for all the ρ -like resonance, while we have assumed it to be different, and in the case of the $\pi^+\pi^-$ state it was set to zero, because this mode grows rather moderately with the energy increase [16].

The joint fit of the CLEO data [7] results in the considerably improved accuracy of the determination of the ω'_2 resonance parameters as compared to the earlier fit [2] of the ARGUS data [15]. Here also the ρ'_1 resonance is unnecessary, and the data are well described by the only ρ'_2 resonance in addition to the $\rho(770)$. The results are shown in Table II and Fig. 3. The shift of the visible peak towards the lower invariant mass of the 4π system around 1500 MeV is explained by the discussed effect exemplified by Eq. (7).

Our conclusions are as follows. First, the states $\rho'_{1,2}$ and $\omega'_{1,2}$ turn out to be the wide resonance structures, as if the conventional quark picture of them as the radial excitations is implied. In this respect, the present results, having in mind their significant uncertainties, do not contradict to the assignment of ρ'_1 and ω'_1 resonances to the state 2^3S_1 [1,12]. In the meantime, the resonances ρ'_2 and ω'_2 are found to be wide, which contradicts to the assigning them to the state 1^3D_1 predicted to be relatively narrow [12]. Second, one should be careful in attributing the specific peak or structure in the cross section to the specific spectroscopy state, because the large width, the rapid growth of the phase space with the energy increase, and the mixing among the resonances result in the shift of the visible peaks in the cross sections. Third, the very large widths of the resonances found in the present paper may indirectly evidence in favor of some nonresonant contributions to the amplitudes. The accuracy of the existing data is still poor to isolate such contributions reliably. The forthcoming improvement of the accuracy of the data in the energy range 1400 – 2000 MeV will hopefully permit one to specify the above nonresonant contributions (if any) and to test the whole resonance interpretation of the high mass states.

ACKNOWLEDGMENTS

We are grateful to V. P. Druzhinin, S. I. Eidelman, E. V. Pakhtusova and S. I. Serednyakov for the discussions. The present work is supported in part by the grant RFBR-INTAS IR-97-232.

REFERENCES

- [1] C. Caso *et al.*, Eur. Phys. J. C **3**, 1 (1998).
- [2] N. N. Achasov and A. A. Kozhevnikov, Phys. Rev. D **55**, 2663 (1997).
- [3] N. N. Achasov and A. A. Kozhevnikov, Phys. Rev. D **57**, 4334 (1998).
- [4] R. R. Akhmetshin *et al.*, Phys. Lett. B **434**, 428 (1998).
- [5] M. N. Achasov *et al.*, Phys. Lett. B **462**, 365 (1999).
- [6] M. N. Achasov *et al.*, hep-ex/0005032.
- [7] K. W. Edwards *et al.*, Phys. Rev. D **61**, 072003 (2000).
- [8] D. Aston *et al.*, in Hadron' 91, Proceedings of the International Conference on Hadron Spectroscopy, College Park, Maryland, edited by S. Oneda and D. C. Peaslee (World Scientific, Singapore, 1992) pp. 75, 410.
- [9] S. B. Gerasimov and A. B. Govorkov, Z. Phys. C **13**, 43 (1982).
- [10] S. I. Dolinsky *et al.*, Phys. Rep. **202**, 99 (1991).
- [11] A. Antonelli *et al.*, Z. Phys. C **56**, 15 (1992).
- [12] S. Godfrey and N. Isgur, Phys. Rev. D **32**, 189 (1985).
- [13] V. A. Novikov *et al.*, Phys. Rep. **41**, 1 (1978).
- [14] L. Stanco, Ref. [8], p. 84.
- [15] H. Albrecht *et al.*, Phys. Lett. B **185**, 223 (1987).
- [16] More precisely, the authors of Ref. [6] use the formfactor $C_{\rho\omega\pi}(E) = \left\{1 + [Rq_{\omega\pi}(E)]^2\right\}^{-1}$ which shares with Eq. (10) the property that $E\Gamma_{\rho\rightarrow\omega\pi}(E) \rightarrow \text{const}$ at $E \rightarrow \infty$.
- [17] Y. S. Tsai, Phys. Rev. D **4**, 2871 (1971);
F. J. Gilman and D. H. Miller, *ibid.* **17**, 1846 (1978);
F. J. Gilman and S. H. Rhye, *ibid.* **31**, 1066 (1985).

FIGURES

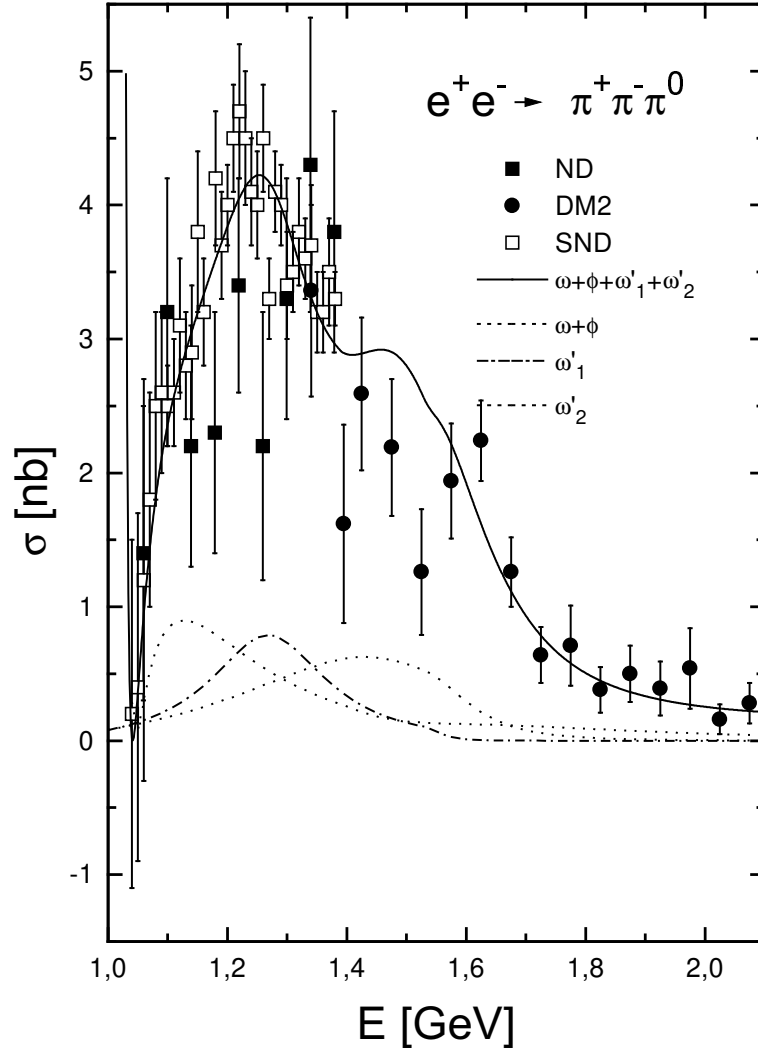


FIG. 1. The cross section of the reaction $e^+e^- \rightarrow \pi^+\pi^-\pi^0$ above 1 GeV. The data are: SND [5], ND [10], DM2 [11].

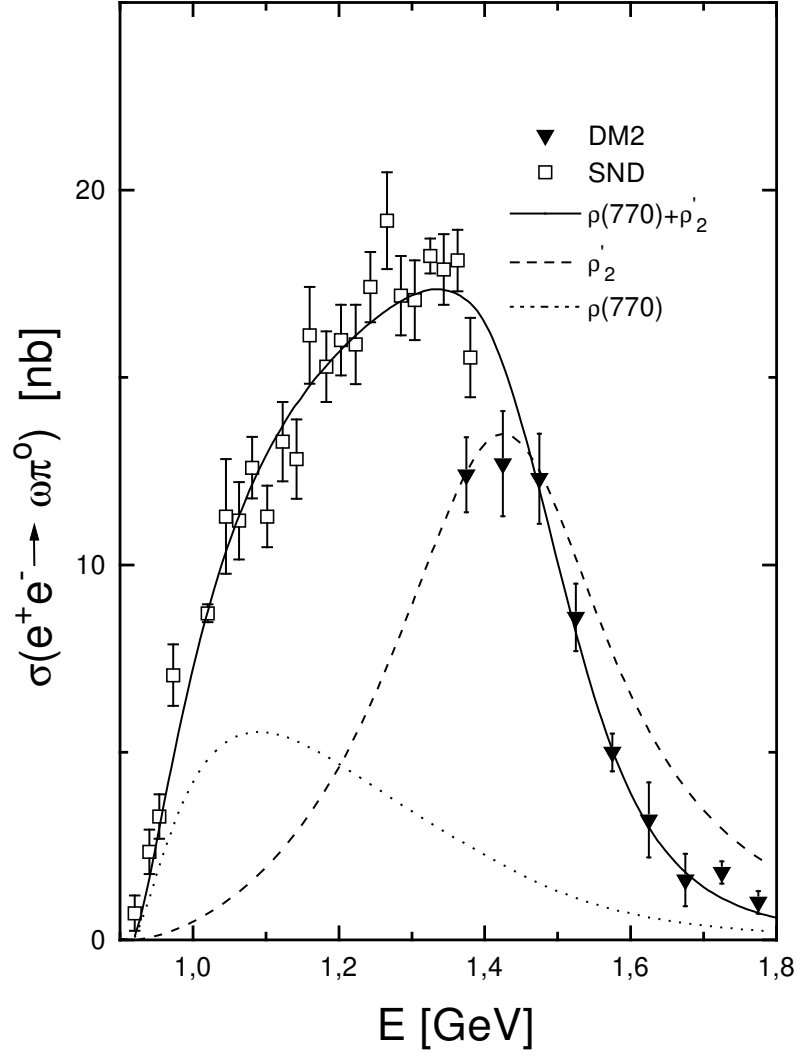


FIG. 2. The cross section of the reaction $e^+e^- \rightarrow \omega\pi^0$. The data are: SND [6], DM2 [14].

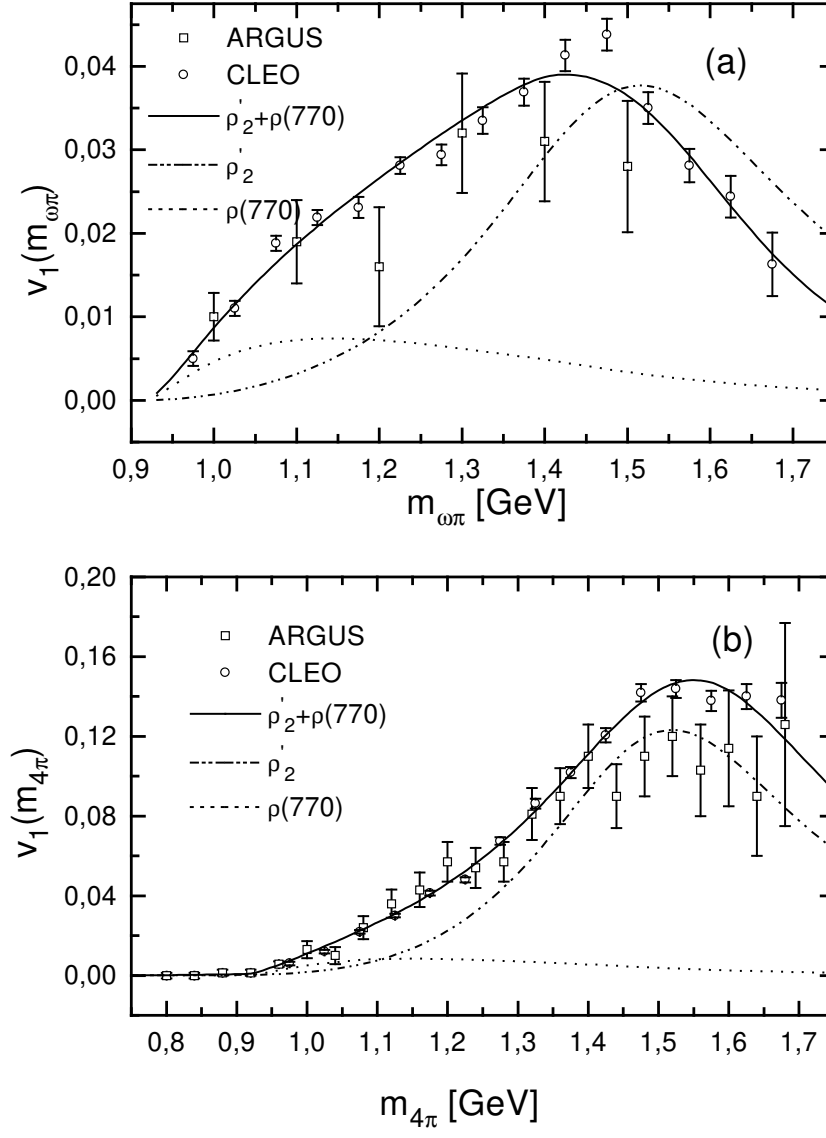


FIG. 3. The spectral function in the decay $\tau^- \rightarrow \omega\pi^-\nu_\tau$ (a) and $\tau^- \rightarrow \pi^+ 2\pi^-\pi^0\nu_\tau$ (b). The data are: CLEO [7], ARGUS [15].

TABLES

TABLE I. Masses, total widths (in the units of MeV), leptonic widths (in the units of keV), and branching ratios (percent) of the ρ'_1 resonance, calculated using the coupling constants extracted from the fits of the specific channel [2]. The symbol \sim means that the central value is given, with the errors exceeding it considerably. The ρ'_1 resonance does not reveal itself in the $e^+e^- \rightarrow \omega\pi^0$ reaction and τ^- decay.

channel	$\pi^+\pi^-^a$	$\rho\eta^a$	$2\pi^+2\pi^-^a$	$\pi^+\pi^-2\pi^0^a$	$J/\psi \rightarrow 3\pi$	$K^-p \rightarrow \pi^+\pi^-\Lambda$
$m_{\rho'_1}$	1370^{+90}_{-70}	1460 ± 400	1350 ± 50	1400^{+220}_{-140}	1570^{+250}_{-190}	1360^{+180}_{-160}
$B_{\rho'_1 \rightarrow \pi^+\pi^-}$	1.1 ± 1.1	~ 3.7	~ 1.4	~ 8.0	\sim	~ 0.7
$B_{\rho'_1 \rightarrow \omega\pi^0}$	86.5 ± 41.5	~ 56.9	93.6 ± 60.0	77.8 ± 62.2	66.5 ± 65.5	93.3 ± 82.7
$B_{\rho'_1 \rightarrow \rho\eta}^b$	~ 5.6	~ 3.6	~ 5.0	~ 6.6	~ 13.2	~ 5.5
$B_{\rho'_1 \rightarrow K^*K\bar{K}+cc}^b$	0	~ 4.3	0	~ 0.4	~ 15.0	0
$B_{\rho'_1 \rightarrow 4\pi}$	~ 6.8	~ 31.5	~ 0.2	~ 7.2	~ 4.4	~ 0.7
$\Gamma_{\rho'_1 \rightarrow l+l-}$	$6.4^{+1.2}_{-1.4}$	~ 13	$5.4^{+2.6}_{-1.8}$	$6.3^{+3.3}_{-2.5}$	—	—
$\Gamma_{\rho'_1}$	763 ± 500	~ 2222	~ 518	~ 970	~ 3444	~ 460

^aThis is the final state in e^+e^- annihilation.

^bCalculated assuming SU(3) relations among the VVP coupling constants.

TABLE II. The same as in Table I, but in the case of the ρ'_2 resonance. The latter does not reveal itself in the $K^-p \rightarrow \pi^+\pi^-\Lambda$ reaction.

channel	$\pi^+\pi^-^a$	$\omega\pi^0^a$	$\rho\eta^a$	$2\pi^+2\pi^-^a$	$\pi^+\pi^-2\pi^0^a$	$J/\psi \rightarrow 3\pi$	$\tau^- \rightarrow (4\pi)^-\nu_\tau$
$m_{\rho'_2}$	1900^{+170}_{-130}	1710 ± 90	1910^{+1000}_{-370}	1851^{+270}_{-240}	1790^{+110}_{-70}	2080^{+160}_{-900}	1860^{+260}_{-160}
$B_{\rho'_2 \rightarrow \pi^+\pi^-}$	~ 0	~ 0	~ 0.4	~ 1.2	~ 0.4	~ 0	1.5 ± 1.4
$B_{\rho'_2 \rightarrow \omega\pi^0}$	~ 16.7	22.3 ± 8.0	~ 1.6	13.4 ± 3.9	31.0 ± 18.6	~ 28.4	18.9 ± 2.8
$B_{\rho'_2 \rightarrow \rho\eta}^b$	~ 5.9	6.3 ± 2.0	~ 0.3	4.6 ± 1.4	9.6 ± 8.6	~ 11.5	10.3 ± 2.2
$B_{\rho'_2 \rightarrow K^*\bar{K}+cc}^b$	~ 8.9	8.7 ± 2.8	~ 0.9	6.7 ± 2.0	14.0 ± 11.2	~ 17.8	6.8 ± 1.5
$B_{\rho'_2 \rightarrow 4\pi}$	~ 68.5	61.2 ± 7.8	~ 96.9	74.0 ± 32.1	45.0 ± 18.0	~ 42.2	62.6 ± 5.0
$\Gamma_{\rho'_2 \rightarrow l+l-}$	1.8 ± 1.5	5.2 ± 1.5	~ 1.1	$4.02^{+0.28}_{-0.27}$	4.5 ± 1.3	—	9.3 ± 0.6^c
$\Gamma_{\rho'_2}$	~ 303.9	1886 ± 613	~ 3284	3123 ± 296	3151 ± 1281	~ 9386	3255 ± 388

^aThis is the final state in e^+e^- annihilation.

^bCalculated assuming SU(3) relations among the VVP coupling constants.

^cFound assuming the CVC relation between the spectral function and the combination of the e^+e^- annihilation cross sections, see Ref. [17].

TABLE III. Masses, total widths (in the units of MeV), leptonic widths (in the units of eV), and branching ratios (percent) of the $\omega'_{1,2}$ resonances, calculated using the coupling constants extracted from the fits of the specific channel of e^+e^- annihilation [3]. The symbol \sim means that the central value is given, with the errors exceeding it considerably.

channel	$\pi^+\pi^-\pi^0$	$\omega\pi^+\pi^-$	K^+K^-	$K_S^0K^\pm\pi^\mp$	$K^{*0}K^\mp\pi^\pm$
$m_{\omega'_1}$	1430^{+110}_{-70}	~ 1400	~ 1460	~ 1500	~ 1380
$B_{\omega'_1 \rightarrow 3\pi}$	~ 21.6	~ 8	~ 67	~ 96	~ 34
$B_{\omega'_1 \rightarrow K^*\bar{K}+cc}$	~ 0.2	~ 0	~ 1	~ 4	0
$B_{\omega'_1 \rightarrow K^*\bar{K}\pi}$	~ 0	0	0	0	0
$B_{\omega'_1 \rightarrow \omega\pi^+\pi^-}$	~ 78.2	~ 92	~ 31.2	~ 0	~ 65.8
$\Gamma_{\omega'_1 \rightarrow l^+l^-}$	144^{+94}_{-58}	~ 0.2	~ 8	~ 8	~ 48
$\Gamma_{\omega'_1}$	~ 903	~ 129	~ 173	~ 1252	~ 112
$m_{\omega'_2}$	1940^{+170}_{-130}	2000 ± 180	1780^{+170}_{-300}	~ 2120	1880^{+600}_{-1000}
$B_{\omega'_2 \rightarrow 3\pi}$	~ 22.1	~ 34.2	~ 88.8	~ 91.2	~ 60.1
$B_{\omega'_2 \rightarrow K^*\bar{K}+cc}$	~ 3.5	~ 5.8	~ 11.2	~ 15.8	~ 8.9
$B_{\omega'_2 \rightarrow K^*\bar{K}\pi}$	~ 68.2	~ 53.4	0	0	~ 30.9
$B_{\omega'_2 \rightarrow \omega\pi^+\pi^-}$	~ 6.2	~ 6.6	0	0	~ 0
$\Gamma_{\omega'_2 l^+l^-}$	109^{+58}_{-46}	531 ± 225	0	~ 189	1162 ± 922
$\Gamma_{\omega'_2}$	~ 14000	~ 5757	~ 2420	~ 9854	~ 13820