

Diffractive ϕ Production in a Perturbative QCD Model

J. Alam¹, A. Hayashigaki², K. Suzuki³, and T. Hatsuda⁴

Department of Physics, University of Tokyo, Tokyo 113 0033, Japan

Abstract

The elastic leptonproduction of ϕ measured by the H1 collaboration at HERA is described by a perturbative QCD model, based on open $s\bar{s}$ production and parton hadron duality, proposed by Martin et al. We observe that both the total cross section and the ratio of longitudinal to transverse cross section are well reproduced by the model under consideration with effective strange quark mass rather than its current mass.

PACS: 13.85.Ni, 14.40.Gx, 12.38.Bx, 12.39.Jh

Recently, the diffractive photo and leptonproduction of vector meson in electron proton collisions ($e + p \rightarrow e + \gamma^* + p' \rightarrow e + V + p'$) has drawn considerable attention from experimental (see *e.g.* [1]) as well as theoretical side [2, 3, 4, 5, 6, 7, 8, 9]. As the cross section for the diffractive vector meson production depends (quadratically) on the gluon distribution of proton, it gives a unique opportunity to study the low x behaviour of the gluons inside the proton and to investigate the transition from perturbative to non-perturbative region. Experimental data for vector meson production at HERA [1, 10] in the reaction $ep \rightarrow V ep$ are available over a range of the virtuality of the photon, Q^2 , the cm energy of γ^*p system, W , mass of the vector mesons, m_V and the four momentum transfer, t in the process. The physical picture for the vector meson production is demonstrated through the diagrams in fig. 1. The virtual (or real) photon fluctuates to quark

¹E-mail : alam@nt.phys.s.u-tokyo.ac.jp

²E-mail : arata@nt.phys.s.u-tokyo.ac.jp

³E-mail : suzuki@nt.phys.s.u-tokyo.ac.jp

⁴E-mail : hatsuda@nt.phys.s.u-tokyo.ac.jp

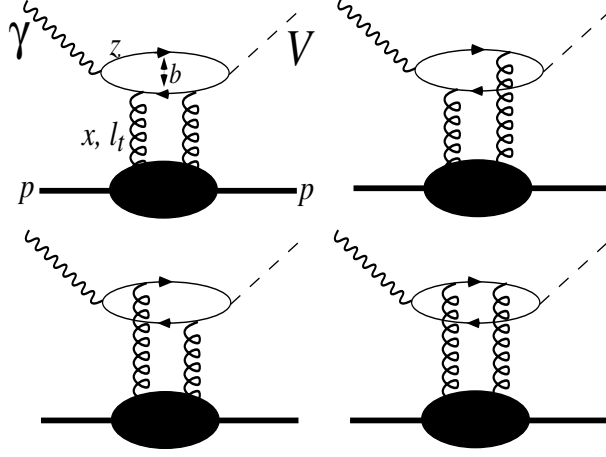


Figure 1: The diffractive vector meson production in ep collisions. b is the separation between the quark and anti-quark pair. x and l_t (x' and $-l_t$, not shown in the figure) are the Bjorken- x and transverse momentum of the left (right) gluon respectively.

anti-quark ($q\bar{q}$) pairs, which interacts with the target proton via two gluons exchange. This interaction changes the transverse momenta of the pair, which subsequently hadronize to a vector meson. It can be shown [11] that the time scale for the interaction of the $q\bar{q}$ with the proton is considerably smaller than the time scale for the $\gamma^* \rightarrow q\bar{q}$ dissociation and vector meson formation. This leads to the following factorization for the amplitude of diffractive vector meson production,

$$A(\gamma^* p \rightarrow V p) = \psi_{q\bar{q}}^{\gamma^*} \otimes A_{q\bar{q}+p} \otimes \psi_{q\bar{q}}^V \quad (1)$$

where $\psi_{q\bar{q}}^{\gamma^*}$ is the wave function of the virtual photon in $q\bar{q}$, $A_{q\bar{q}+p}$ is the amplitude for the $q\bar{q}$ - p interaction and $\psi_{q\bar{q}}^V$ is the vector meson wave function.

The processes under consideration is governed by the scale $K^2 \sim z(1-z)(Q^2 + m_V^2)$. It indicates that for large Q^2 and/or m_V^2 the perturbative QCD (pQCD) is applicable to describe the diffractive vector meson production [6, 12]. For the production of heavier mesons (J/Ψ or Υ) such process is under control by pQCD even for $Q^2 = 0$ (photo-production). A reliable description for the heavy vector meson production is obtained by using eq. (1), which involve vector meson wave function [4, 5, 6, 13]. These wave functions can

be obtained by solving Schrödinger equation with non-relativistic potential model [14]. It has been argued in [15] that the main uncertainties to the description of the light vector mesons (ρ) production (particularly in the transverse cross section) originates from its wave function. To avoid this problem, Martin *et al* [15] proposed a model based on the open $q\bar{q}$ production and parton-hadron duality to describe various features of ρ production in diffractive processes. Subsequently the same approach has been used to study the diffractive J/Ψ [16] and Υ production [17].

Very recently, the experimental data for elastic electroproduction of ϕ mesons at HERA has been made available by the H1 collaboration [18]. In the present article we follow Ref. [17] to study the ϕ production at HERA energies. In this approach one first calculates the amplitude for the open $s\bar{s}$ production, then takes the projection of the amplitude on the $J^P = 1^-$ state appropriate for ϕ quantum numbers and finally integrating over an invariant mass interval such that it contains the resonance peak for the vector meson, ϕ , here.

The differential cross section for the open $s\bar{s}$ production from a longitudinally (L) or transversely (T) polarized photon can be written as [16, 19],

$$\frac{d\sigma^{L(T)}}{dM^2 dt} = \frac{2\pi^2 e_s^2 \alpha}{3(Q^2 + M^2)^2} \int dz \sum_{i,j} |B_{ij}^{L(T)}|^2 \quad (2)$$

where e_s is the charge of the strange quark, α is the fine structure constant, M is the invariant mass of the $s\bar{s}$ pair, z ($[1 - z]$) is the light cone fraction of the photon momentum carried by the quark (anti-quark) and $B_{ij}^{L(T)}$ is the helicity amplitude for the dissociation of a $L(T)$ polarized photon into a $s\bar{s}$ pair with helicities i and j respectively. For transversely and longitudinally polarized photon the amplitudes (for $t = 0$) are given by [16],

$$\begin{aligned} \text{Im}B_{++}^T &= \frac{m_s I_L}{2h(z)}, & \text{Im}B_{+-}^T &= \frac{-zk_T I_T}{h(z)}, \\ \text{Im}B_{-+}^T &= \frac{(1-z)k_T I_T}{h(z)}, & B_{--}^T &= 0, \\ \text{Im}B_{+-}^L &= -\text{Im}B_{-+}^L = \sqrt{\frac{Q^2}{2}} h(z) I_L, & B_{++}^L &= B_{--}^L = 0 \end{aligned} \quad (3)$$

where $h(z) = \sqrt{z(1-z)}$ and

$$I_L = K^2 \int^{K^2} \frac{dl_t^2}{l_t^4} \alpha_s(l_t^2) f(x, x', l_t^2) \left(\frac{1}{K^2} - \frac{1}{K_l^2} \right) \quad (4)$$

$$I_T = \frac{K^2}{2} \int^{K^2} \frac{dl_t^2}{l_t^4} \alpha_s(l_t^2) f(x, x', l_t^2) \left(\frac{1}{K^2} - \frac{1}{2k_T^2} + \frac{K^2 - 2k_T^2 + l_t^2}{2k_T^2 K_l^2} \right) \quad (5)$$

k_T ($-k_T$) is transverse momentum of the quark (anti-quark), $K^2 = z(1-z)Q^2 + k_T^2 + m_s^2$, is the scale probed by the process and $K_l^2 = \sqrt{(K^2 + l_t^2)^2 - 4k_T^2 l_t^2}$. $f(x, x', l_t^2)$ is the skewed (off-diagonal) gluon distribution unintegrated over its transverse momentum l_t . $x \simeq (Q^2 + M^2)/(W^2 + Q^2)$ and $x' \simeq (M^2 - m_V^2)/(W^2 + Q^2) (< x)$, which indicates that heavier the mesons more important is the skewness. In the present article we use diagonal gluon distribution, $g(x, l_t^2)$, related to $f(x, l_t^2)$ by the following relation,

$$f(x, l_t^2) = \frac{\partial(xg(x, l_t^2))}{\partial \ln l_t^2} \quad (6)$$

The skewness of the gluon distribution has been taken into account by multiplying the amplitudes by a factor R_g [16],

$$R_g = \frac{2^{2\lambda+3} \Gamma(\lambda + \frac{5}{2})}{\sqrt{\pi} \Gamma(\lambda + 4)} \quad (7)$$

where $\lambda \sim \partial \ln(xg(x, Q^2))/\partial \ln(1/x)$.

The contribution from the infrared region has been obtained by introducing an infra red separation scale, l_0^2 [19].

$$I_L = \alpha_s(l_0^2) x g(x, l_0^2) \left(\frac{1}{K^2} - \frac{2k_T^2}{K^4} \right) + K^2 \int_{l_0^2}^{K^2} \frac{dl_t^2}{l_t^4} \alpha_s(l_t^2) f(x, x', l_t^2) \left(\frac{1}{K^2} - \frac{1}{K_l^2} \right) \quad (8)$$

and similarly

$$\begin{aligned} I_T &= \alpha_s(l_0^2) x g(x, l_0^2) \left(\frac{1}{K^2} - \frac{k_T^2}{K^4} \right) + \frac{K^2}{2} \int_{l_0^2}^{K^2} \frac{dl_t^2}{l_t^4} \alpha_s(l_t^2) f(x, x', l_t^2) \\ &\times \left(\frac{1}{K^2} - \frac{1}{2k_T^2} + \frac{K^2 - 2k_T^2 + l_t^2}{2k_T^2 K_l^2} \right) \end{aligned} \quad (9)$$

The amplitudes, $B_{ij}^{L(T)}$, given above are evaluated in the proton rest frame. As the formation of the ϕ takes place in the rest frame of the $s\bar{s}$, therefore, it is required to transform the helicity amplitude from the proton rest frame to the $s\bar{s}$ rest frame through the transformation,

$$A_{kl} = \sum_{i,j} c_{ik} c_{lj} B_{ij} \quad (10)$$

where

$$c_{++} = c_{--} = c_{+-} = -c_{-+} = \sqrt{(1 - a \cdot b)/2} \quad (11)$$

and a_μ is the quark polarization vector in the $s\bar{s}$ rest frame and b_μ is the corresponding quantities in the proton rest frame [17].

Having obtained these values for the amplitudes in the $s\bar{s}$ rest frame we take the projections of these amplitudes in the $J^P = 1^-$ states by the following equation,

$$A_{jk}^{L(T)} = \sum_J e_J^{L(T)} d_{1\beta}^J \quad (12)$$

where $d_{1\beta}^J$ are the spin rotation matrices [20] and $e_J^{L(T)}$ could be obtained by inverting the above relation.

The amplitudes given in eqs. (3) contains only the imaginary part, the real parts are obtained by using the relation $\text{Re } A = \tan(\pi\lambda/2) \text{Im } A$ [17]. In the present work the NLO corrections has been taken into account by multiplying the amplitudes by a K factor, $K = \exp(\pi C_F \alpha_s/2)$, where the scale used as the argument of α_s is $2K^2$ and $C_F = 4/3$.

The cross section for the ϕ production from longitudinally and transversely polarized photon are obtained by integrating eq. (2) over an mass interval $1.0 \text{ GeV} \leq M \leq 1.04 \text{ GeV}$, as the ϕ has been experimentally observed in this invariant mass interval through $\phi \rightarrow K \bar{K}$ decay [18]. The t integration has been performed by assuming a t dependence of the cross section $\sim \exp(bt)$, with an average slope, $b = 5.2 \text{ GeV}^{-2}$ consistent with the experimental value [18].

The typical value of x sampled in diffractive ϕ production for $W = 75 \text{ GeV}$ is $x \sim 2 \times 10^{-4}$. For such a low value of x there is a large ambiguity among various parametrization of gluon distribution [21, 22, 23]. Therefore, we will show the sensitivity of our results on the gluon distributions. We start with the GRV98(NLO) gluon distribution. In fig. 2, the Q^2 dependence of the cross section is depicted. For the strange quark mass, $m_s = 350 \text{ MeV}$

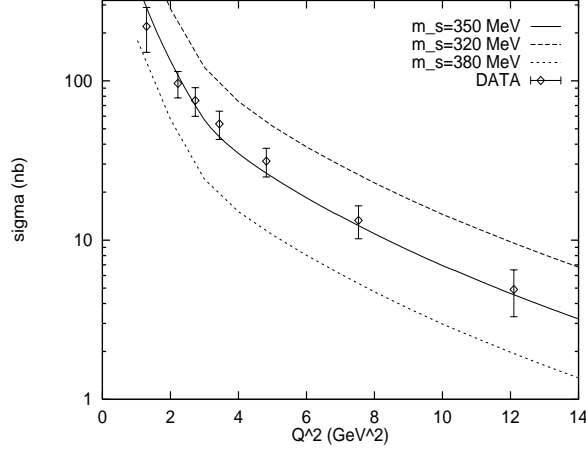


Figure 2: Diffractive ϕ production cross section as a function of Q^2 at HERA for GRV98(NLO) gluons and for three values of the strange quark masses, $m_s = 320, 350$ and 380 MeV. The cm energy of the $\gamma^* p$ system, $W = 75$ GeV and $l_0^2 = 1$ GeV 2 .

and the infra red scale, $l_0^2 = 1$ GeV 2 the agreement between the QCD based description and the experimental data is reasonably good. The sensitivity of the cross section on the strange quark mass is evident from the figure. The data can be fitted by appropriately increasing (decreasing) the invariant mass interval for $m_s = 380(320)$ MeV, but in the present work we prefer to fix the window in the range $1 \leq M \leq 1.04$ GeV as mentioned before. However, with current quark mass, $m_s \sim 150 - 200$ MeV, it is observed that the theoretical results overestimates the data by a large amount with the invariant mass window mentioned earlier. In fig.3 we show the ratio σ_L/σ_T as a function of Q^2 , the theoretical calculation shows the correct trend. Putting the constrain on the strange quark mass and the infra red scale from the experimental data shown in fig.2, we evaluate the W dependence of the cross section for various values of Q^2 . The agreement between the experimental data (taken from [1]) and the theoretical calculation is satisfactory.

In fig.5 we show the results for various values of l_0^2 with $m_s = 350$ MeV. Results obtained for $l_0^2 = 1.5$ and 2 GeV 2 start deviating from the experimental value at small Q^2 .

In fig.6 we show the Q^2 behaviour of the cross section for different gluon

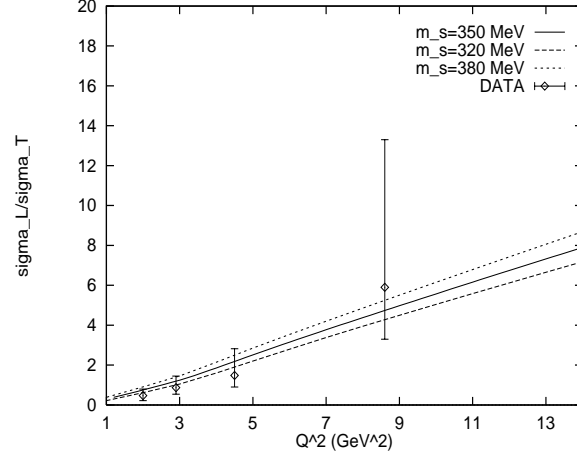


Figure 3: The ratio σ_L/σ_T as a function of Q^2 for GRV98(NLO) gluons, for $l_0^2 = 1 \text{ GeV}^2$.

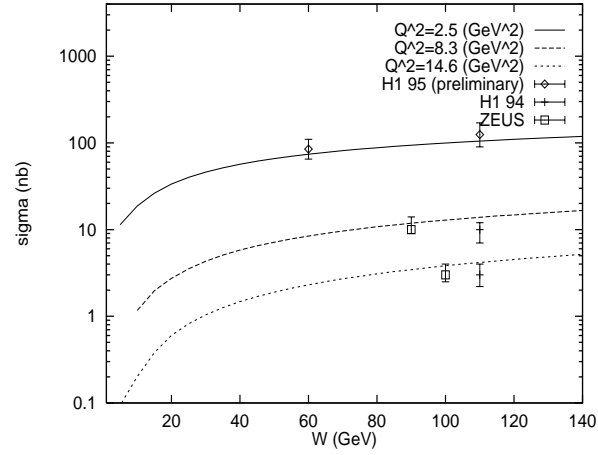


Figure 4: The cross section for ϕ production as a function of W for various values of Q^2 with GRV98(NLO) gluons. The infra red scale, $l_0^2 = 1 \text{ GeV}^2$ and $m_s = 350 \text{ MeV}$.

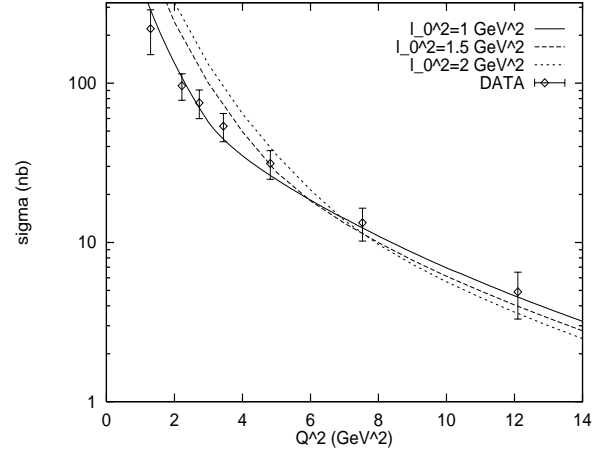


Figure 5: The cross section for ϕ production as a function of Q^2 for $W = 75$ GeV with GRV98 (NLO)gluons for $l_0^2 = 1, 1.5$, and 2 GeV^2 with $m_s = 350$ MeV.

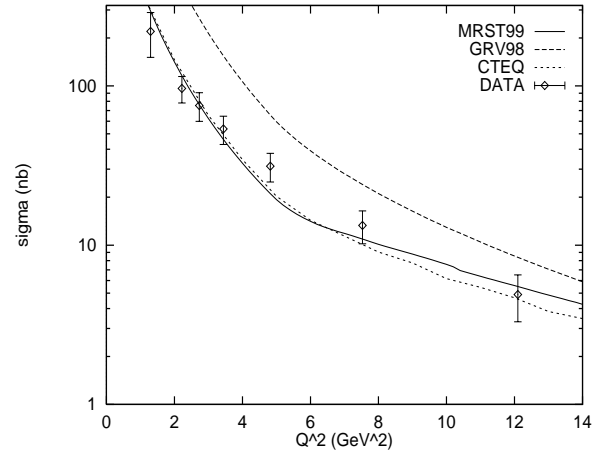


Figure 6: Diffractive production of ϕ at HERA for various parametrization of gluon distribution function. The strange quark mass, $m_s = 320$ MeV and $l_0^2 = 1.5 \text{ GeV}^2$.

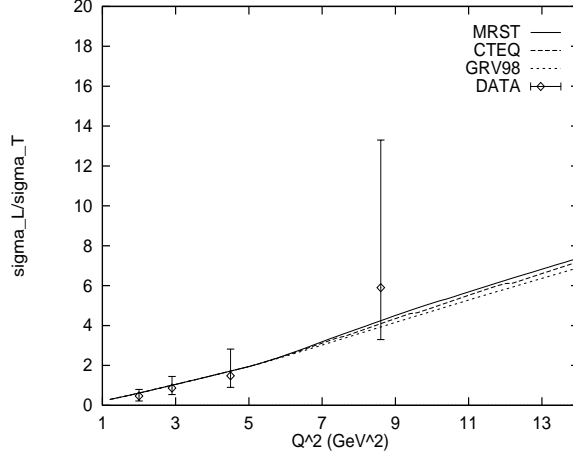


Figure 7: The ratio σ_L/σ_T as a function of Q^2 for various parametrization of gluon distribution function. The strange quark mass, $m_s = 320$ MeV and $l_0^2 = 1.5$ GeV².

distribution functions. The value of the infra red scale, l_0^2 and strange quark mass, m_s are 1.5 GeV² and 320 MeV respectively. Although GRV98(NLO) gluons overestimates, the predictions with MRST99 and CTEQ5M gluons are in agreement with the experimental results. With smaller values of $m_s \sim 200$ MeV, we fail to describe the data provided the invariant mass window is kept fixed at $1 \leq M \leq 1.04$ GeV, where the ϕ has been measured experimentally. Fig. 7 indicates the variation of σ_L/σ_T as function of Q^2 for CTEQ5M, GRV98(NLO) and MRST gluons, the ratio seems to be less sensitive to the gluon distributions.

We have studied the diffractive ϕ production at HERA energies measured by H1 collaboration within the ambit of pQCD model based on parton hadron duality. It is found that, with reasonable choice for the value of the infra red scale, the total cross section and the ratio σ_L/σ_T are well described in the present frame work with effective strange quark mass above 300 MeV. We note that the Q^2 behaviour of the experimental data can not be reproduced with current quark mass with the invariant mass window fixed from experiment.

Acknowledgement: We are grateful to K. Itakura for useful discussions. K.S. and A. H. are supported by JSPS Research Fellowship for Young Scien-

tists. J.A. is grateful to the Japan Society for Promotion of Science (JSPS) for financial support. J.A. and T.H. are also supported by Grant-in-aid for Scientific Research No. 98360 of JSPS.

References

- [1] H. Abramowicz and A. Caldwell, Rev. Mod. Phys. **71** (1999) 1275.
- [2] A. Hebecker, Phys. Rep. **331** (2000) 1.
- [3] A. Donnachie and P. V. Landshoff, Phys. Lett. **B 185** (1987) 403; erratum - ibid, **B 198** (1987) 590; Nucl. Phys. **B 311** (1989) 509.
- [4] B. Z. Kopeliovich, J. Nemchick, N. N. Nikolaev, and B. G. Zakharov, Phys. Lett. **B 309** (1993) 179.
- [5] J. Nemchick, N. N. Nikolaev, E. Predazzi and B. G. Zakharov, Z. Phys. **C 75** (1997) 71.
- [6] S. J. Brodsky, L. Frankfurt, J. F. Gunion, A. H. Mueller and M. Strikman, Phys. Rev. **D 50** (1994) 3134.
- [7] I. Royen and J. R. Cudell, Nucl. Phys. **B 545** (1999) 505.
- [8] K. Suzuki, A. Hayashigaki, K. Itakura, J. Alam and T. Hatsuda, Phys. Rev. D (in press).
- [9] P. Hoyer and S. Peigne, Phys. Rev. **D 61** (2000) R031501.
- [10] H1 Collaboration, C. Adloff *et al* Eur. Phys. J. **C 10** (1999) 373.
- [11] M. Wüsthoff and A. D. Martin, J. Phys. **G 25** (1999) R309.
- [12] J. C. Collins, L. Frankfurt, M. Strikman, Phys. Rev. **D56** (1997) 2982.
- [13] L. Frankfurt, W. Koepf and M. Strikman, Phys. Rev. **D57** (1998) 512.
- [14] E. J. Eichten and C. Quigg, Phys. Rev. **D 52** (1995) 1726.
- [15] A. D. Martin, M. G. Ryskin and T. Teubner, Phys. Rev. **D55** (1997) 4329.

- [16] A. D. Martin, M. G. Ryskin and T. Teubner, Phys. Rev. **D 62** (2000) 014022.
- [17] A. D. Martin, M. G. Ryskin and T. Teubner, Phys. Lett. **B454** (1999) 339.
- [18] H1 Collaboration, C. Adloff *et al*, hep-ex/0005010.
- [19] E. M. Levin, A. D. Martin, M. G. Ryskin and T. Teubner, Z. Phys. **C 74** (1997) 671.
- [20] A. R. Edmonds, Angular Momentum in Quantum Mechanics, Princeton University Press, Princeton, 1957.
- [21] H. L. Lai *et al*, Eur. Phys. J. **C 12** (2000) 375.
- [22] M. Glück, E. Reya and A. Vogt, Eur. Phys. J. **C 5** (1998) 461.
- [23] A. D. Martin, R. G. Roberts, W. J. Stirling and R. S. Thorne, Eur. Phys. J. **C 14** (2000) 133.