

Soft gluon effects in the extraction of higher twists at large Bjorken x^a

Silvano Simula

Istituto Nazionale di Fisica Nucleare, Sezione Roma III
Via della Vasca Navale 84, I-00146 Roma, Italy

Abstract

Existing data on the (unpolarised) transverse structure function of the proton are analyzed for large values of the Bjorken variable x . The leading-twist and a phenomenological higher-twist contributions are simultaneously determined from a power correction analysis of the Nachtmann moments for values of the squared four-momentum transfer between ~ 1 and $20 (GeV/c)^2$. The results obtained adopting the next-to-leading order approximation and those including the effects of soft gluon resummation are compared. The sensitivity of the extraction of large- x higher twists to high-order radiative corrections as well as to the value of $\alpha_s(M_Z^2)$ is illustrated.

^aTo appear in Physics Letters B.

The experimental and theoretical investigation of the behaviour of parton distribution functions (*PDF*) for large values of the Bjorken variable x as well as the extraction of higher twist terms in the Deep Inelastic Scattering (*DIS*) structure functions of the nucleon has recently received a renewed attention [1]–[6]. The main goals are: i) the determination of multiparton correlations in the nucleon [2]–[6], and ii) the investigation of ratio of d - to u -quark distributions in the vicinity of the threshold region $x \simeq 1$ [1, 5]. In this way one may test not only models of the structure of the nucleon (see, e.g., [7]), but also the predictions of perturbative *QCD* at large values of x , which can be relevant for the experimental programs at high-energy facilities, like *CEBAF*, *HERA* and future *LHC*.

The aim of this letter is to address the issue of the relevance of high-order radiative corrections in the extraction of both the leading- and the higher-twist contributions from the (unpolarised) *DIS* structure function of the proton for large values of the Bjorken variable x . To this end: i) we perform power correction analyses of the Nachtmann moments of the transverse proton structure function, $M_n(Q^2)$, constructed in [5] starting from world data in *DIS* kinematics as well as in the nucleon-resonance production regions for values of the squared four-momentum transfer Q^2 between ~ 1 and 20 (GeV/c)^2 ^{b,c}; and ii) we compare the results obtained adopting a fixed-order calculation with those including the effects of soft gluon resummation (*SGR*) [8, 9]. The Nachtmann moments $M_n(Q^2)$ will be analyzed in terms of the following twist expansion (cf. [5])

$$M_n(Q^2) = \mu_n(Q^2) + \frac{Q_0^2}{Q^2} a_n^{(4)} \left[\frac{\alpha_s(Q^2)}{\alpha_s(Q_0^2)} \right]^{\gamma_n^{(4)}} + \frac{Q_0^4}{Q^4} a_n^{(6)} \left[\frac{\alpha_s(Q^2)}{\alpha_s(Q_0^2)} \right]^{\gamma_n^{(6)}} \quad (1)$$

where $\mu_n(Q^2)$ is the twist-2 contribution, while the *pQCD* evolution of the twist-4 [twist-6] is accounted for by the term $(\alpha_s(Q^2)/\alpha_s(Q_0^2))^{\gamma_n^{(4)}} [(\alpha_s(Q^2)/\alpha_s(Q_0^2))^{\gamma_n^{(6)}}]$ with an effective anomalous dimension $\gamma_n^{(4)}$ [$\gamma_n^{(6)}$] (cf. also [2]) and the parameter $a_n^{(4)}$ [$a_n^{(6)}$] represents the overall strength of the twist-4 [twist-6] term at the chosen scale Q_0^2 . In what follows we will limit ourselves to moments with order $n \geq 4$, mainly because the second moment is only slightly sensitive to the large- x region and it turns out to be almost totally dominated by the leading twist (cf. [5]). Moreover, the effects of soft gluon resummation for the second moment turn out to be quite small (see later on Fig. 1). Finally, since at large x the evolution of the singlet quark and gluon operators decouple, we consider the non-singlet (*NS*) evolution for the full twist-2 term (cf., e.g., [5]).

For the fixed-order calculation of the leading twist we consider the next-to-leading

^bNote that existing *SLAC* data up to $x \simeq 0.98$ as well as the elastic peak contribution are included in the construction of the Nachtmann moments performed in [5]. Moreover, the inclusion of data in the nucleon-resonance production region is a relevant point in view both of the extraction of multiparton correlations (target-dependent higher twists) and of parton-hadron duality arguments (see again [5]).

^cWe want to remind that the Nachtmann moments of Ref. [5] have been obtained using available interpolation formulae for evaluating the nucleon structure functions at fixed values of Q^2 . In this respect new systematic measurements are needed to confirm the Q^2 -behaviour of the Nachtmann moments found in [5].

(NLO) order approximation, viz. (cf. [10])

$$\mu_n^{(NLO)}(Q^2) = A_n^{(NLO)} \left[\frac{\alpha_s(Q^2)}{\alpha_s(Q_0^2)} \right]^{\gamma_n^{NS}} \left[1 + \frac{\alpha_s(Q^2)}{4\pi} \left(2C_n^{(NLO)} + \gamma_n^{(1,NS)} - \frac{\beta_1}{\beta_0} \gamma_n^{NS} \right) \right] \quad (2)$$

where γ_n^{NS} are the one-loop NS anomalous dimensions, $\gamma_n^{(1,NS)}$ are the two-loop NS anomalous dimensions, $\beta_0 = 11 - 2N_f/3$, $\beta_1 = 102 - 38N_f/3$ (with N_f representing the number of active flavours) and $A_n^{(NLO)}$ is the n -th moment of PDF at the scale Q_0^2 . In Eq. (2) $C_n^{(NLO)}$ is the NLO part of the quark coefficient function, that in the \overline{MS} scheme reads as

$$C_n^{(NLO)} = C_F \left\{ S_1(n) \left[S_1(n) + \frac{3}{2} - \frac{1}{n(n+1)} \right] - S_2(n) + \frac{3}{2n} + \frac{2}{n+1} + \frac{1}{n^2} - \frac{9}{2} \right\} \quad (3)$$

where $C_F \equiv (N_c^2 - 1)/(2N_c) \rightarrow 4/3$ and $S_k(n) \equiv \sum_{j=1}^n 1/j^k$. For large n (corresponding to the large- x region) the coefficient $C_n^{(NLO)}$ is logarithmically divergent; indeed, since $S_1(n) = \gamma_E + \log(n) + O(1/n)$ and $S_2(n) = \pi^2/6 + O(1/n)$ (with γ_E being the Euler-Mascheroni constant), one gets

$$\begin{aligned} C_n^{(NLO)} &= C_{DIS}^{(NLO)} + C_{n,LOG}^{(NLO)} + O(1/n) , \\ C_{DIS}^{(NLO)} &= C_F \left[\gamma_E^2 + \frac{3}{2} \gamma_E - \frac{9}{2} - \frac{\pi^2}{6} \right] , \\ C_{n,LOG}^{(NLO)} &= C_F \ln(n) \left[\ln(n) + 2\gamma_E + \frac{3}{2} \right] \end{aligned} \quad (4)$$

The physical origin of the logarithm and double logarithm terms in Eq. (3) is the mismatch among the singularities generated in the quark coefficient function by the virtual gluon loops and the real gluon emissions, the latter being suppressed as the elastic peak corresponding to the threshold $x = 1$ is approached. In other words at large x the relevant scale is no more Q^2 , but $Q^2(1-x)$ [11] and the usual Altarelli-Parisi evolution equation should be accordingly modified [12]. The presence of the above-mentioned divergent terms at large n would spoil the perturbative nature of the NLO approximation (2) (as well as of any fixed-order calculation) and therefore the effects of soft gluon emissions should be considered at all orders in the strong coupling constant α_s . To this end one can take advantage of resummation techniques, which show that in moment space soft gluon effects exponentiate [8, 9, 13]. Thus, the moments of the leading twist including the SGR effects, acquire the following form (cf. [14, 15]):

$$\mu_n^{(SGR)}(Q^2) = A_n^{(SGR)} \left[\frac{\alpha_s(Q^2)}{\alpha_s(Q_0^2)} \right]^{\gamma_n^{NS}} \left\{ \left[1 + \frac{\alpha_s(Q^2)}{2\pi} C_{DIS}^{(NLO)} \right] e^{G_n(Q^2)} + \frac{\alpha_s(Q^2)}{4\pi} R_n^{NS} \right\} \quad (5)$$

where $R_n^{NS} = 2[C_n^{(NLO)} - C_{DIS}^{(NLO)} - C_{n,LOG}^{(NLO)}] + \gamma_n^{(1,NS)} - \beta_1 \gamma_n^{NS} / \beta_0$. The function $G_n(Q^2)$ is the key quantity of the soft gluon resummation and reads as (cf. [13, 14])

$$G_n(Q^2) = \int_0^1 dz \frac{z^{n-1} - 1}{1-z} \left\{ \frac{1}{2} B[\alpha_s(Q^2(1-z))] + \int_{Q^2}^{Q^2(1-z)} \frac{dq^2}{q^2} A[\alpha_s(q^2)] \right\} \quad (6)$$

where $A[\alpha_s] = C_F \alpha_s / \pi + C_F K (\alpha_s / \pi)^2 / 2$, $B[\alpha_s] = -3C_F \alpha_s / 2\pi$ with $K = C_A(67/18 - \pi^2/6) - 10T_R N_f / 9$, $C_A = N_c \rightarrow 3$ and $T_R = 1/2$. Explicitly one has

$$G_n(Q^2) = \ln(n)G_1(\lambda_n) + G_2(\lambda_n) + O[\alpha_s^k \ln^{k-1}(n)] \quad (7)$$

where $\lambda_n \equiv \beta_0 \alpha_s(Q^2) \ln(n) / 4\pi$ and

$$\begin{aligned} G_1(\lambda) &= C_F \frac{4}{\beta_0 \lambda} [\lambda + (1 - \lambda) \ln(1 - \lambda)] , \\ G_2(\lambda) &= -C_F \frac{4\gamma_E + 3}{\beta_0} \ln(1 - \lambda) - C_F \frac{8K}{\beta_0^2} [\lambda + \ln(1 - \lambda)] + \\ &\quad C_F \frac{4\beta_1}{\beta_0^3} \left[\lambda + \ln(1 - \lambda) + \frac{1}{2} \ln^2(1 - \lambda) \right] \end{aligned} \quad (8)$$

It is straightforward to check that in the limit $\lambda_n \ll 1$ one has $G_n(Q^2) \rightarrow \alpha_s(Q^2) C_{n,LOG}^{(NLO)} / 2\pi$, so that at *NLO* Eq. (5) reduces to Eq. (2).

In [5] the Nachtmann moments $M_n(Q^2)$ have been analyzed adopting the *NLO* approximation (2) and using the value $\alpha_s(M_Z^2) = 0.113$ derived in [16]. However, both a recent re-analysis of the combined *BCDMS* and *SLAC* data [6] and the updated *PDG* summary [17] of various determinations of $\alpha_s(M_Z^2)$ clearly indicates a larger value for $\alpha_s(M_Z^2)$. Therefore, in order to investigate not only the impact of high-order perturbative corrections, but also the relevance of the value of $\alpha_s(M_Z^2)$ we will consider in our analyses two cases: $\alpha_s(M_Z^2) = 0.113$ and $\alpha_s(M_Z^2) = 0.118$.

The results obtained for the ratio of the quark coefficient function calculated within the *SGR* and at *NLO*, namely

$$r_n(Q^2) = \frac{\left(1 + \frac{\alpha_s(Q^2)}{2\pi} C_{DIS}^{(NLO)}\right) e^{G_n(Q^2)} + \frac{\alpha_s(Q^2)}{2\pi} \left(C_n^{(NLO)} - C_{DIS}^{(NLO)} - C_{n,LOG}^{(NLO)}\right)}{1 + \frac{\alpha_s(Q^2)}{2\pi} C_n^{(NLO)}} , \quad (9)$$

are reported in Fig. 1. It can be seen that soft gluon effects are quite small for the second and the fourth moments, while for $n \geq 6$ they increase significantly as n increases and exhibit a remarkably sensitivity to the value of $\alpha_s(M_Z^2)$, particularly for $Q^2 \sim \text{few } (GeV/c)^2$.

Using the twist expansion (1), the Nachtmann moments $M_n(Q^2)$ of Ref. [5] have been analyzed adopting the *SGR* expression (5) for the twist-2 moments and the values $\alpha_s(M_Z^2) = 0.118$ and $Q_0^2 = 10 (GeV/c)^2$. Our results, including the uncertainties for each twist term generated by the fitting procedure^d, are reported in Fig. 2 for $n \geq 4$. It can be seen that: i) the extracted twist-2 term yields an important contribution in the whole Q^2 -range of the present analysis, and ii) the Q^2 -behaviour of the data leaves room for a

^dIn our analyses the twist-2 parameter $A_n^{(SGR)}$ [or $A_n^{(NLO)}$ in case of NLO analyses] as well as the higher twist parameters $a_n^{(4)}, \gamma_n^{(4)}, a_n^{(6)}, \gamma_n^{(6)}$ are simultaneously determined from a χ^2 -minimization procedure (cf. [5]). We have checked that within the errors generated by the fitting procedure the same value for the leading twist parameter $A_n^{(SGR)}$ [$A_n^{(NLO)}$] is obtained by limiting the range of our analysis only at large Q^2 [namely $Q^2 \gtrsim n (GeV/c)^2$] without including higher twist terms in Eq. (1).

higher twist contribution positive at large Q^2 and negative at $Q^2 \sim 1 \div 2 \text{ (GeV/c)}^2$; such a change of sign requires in Eq. (1) a twist-6 term with a sign opposite to that of the twist-4. As already noted in [5], such opposite signs make our total higher twist contribution smaller than its individual terms.

We have then carried out twist analyses of the Nachtmann moments $M_n(Q^2)$ adopting the *NLO* approximation (2) and using also the value $\alpha_s(M_Z^2) = 0.113$. The comparison of the results obtained in this way, is shown in Figs. 3-4 for the leading twist $\mu_n(Q^2)$ and for the total higher twist contribution $\text{HT}_n(Q^2)$, defined as (cf. Eq. (1))

$$\text{HT}_n(Q^2) = \frac{Q_0^2}{Q^2} a_n^{(4)} \left[\frac{\alpha_s(Q^2)}{\alpha_s(Q_0^2)} \right]^{\gamma_n^{(4)}} + \frac{Q_0^4}{Q^4} a_n^{(6)} \left[\frac{\alpha_s(Q^2)}{\alpha_s(Q_0^2)} \right]^{\gamma_n^{(6)}}. \quad (10)$$

From Fig. 3 it can clearly be seen that both soft gluon effects and the value of $\alpha_s(M_Z^2)$ can change drastically the evolution of the leading twist at $Q^2 \sim \text{few (GeV/c)}^2$ ^e. Correspondingly (see Fig. 4), the role of the higher twists is significantly reduced both by the effects of the soft gluon resummation and by the value adopted for $\alpha_s(M_Z^2)$. On the one hand, within the *NLO* approximation, the extracted higher twists for $n \geq 6$ can exceed 50% of the leading twist at $Q^2 \sim \text{few (GeV/c)}^2$ both for $\alpha_s(M_Z^2) = 0.113$ and $\alpha_s(M_Z^2) = 0.118$. On the other hand, within the *SGR* approach, the total higher twist contribution can be still very significant at $Q^2 \sim \text{few (GeV/c)}^2$ if the value $\alpha_s(M_Z^2) = 0.113$ is adopted, whereas it does not exceed $\sim 30\%$ of the leading twist for $Q^2 \gtrsim 2 \text{ (GeV/c)}^2$, when the updated *PDG* value $\alpha_s(M_Z^2) = 0.118$ is considered. Therefore, we can state that the *NLO* approximation for the leading twist lead to a strong overestimate of the extracted higher twists at large x .

Before closing, we want to comment briefly on Eq. (10) as well as on various models used in the literature to describe higher twists at large x (see Refs. [1]-[6] and [16]). As for the latter ones, an interesting way to describe the x -shape of higher twists is the renormalon approach [3], in which both $1/Q^2$ and $1/Q^4$ power corrections appear as the result of an ambiguity in the summation of a specific class of high-order radiative corrections. However, the main drawback of the renormalon approach is the fact that the overall strength of the renormalon contribution cannot be predicted theoretically and should be fixed phenomenologically (see Refs. [1, 3, 5]). We can say that renormalons parameterize our ignorance about high-order perturbative effects, whereas the approach employed in this work (the soft gluon resummation) provides a way to calculate the contribution of a broad class of high-order radiative corrections without introducing any *additional* unknown parameter.

At present, a rigorous *QCD*-based treatment of higher twist operators, including their mixing under the renormalization-group equations, is not completely available. Therefore, one has to resort to phenomenological ansätze, like those used in [4, 6, 16] and in the present work, i.e. Eq. (10) (cf. also [2, 5]). We want to point out that the ansätze used in [4, 6, 16], which by the way are limited only to a twist-4 term, correspond to special cases of Eq. (10). As a matter of fact, the perturbative evolution of the twist-4 is neglected in [4, 6], while it is assumed to be the same as the one of the leading twist in [16]; this corresponds in Eq.

^eThe impact of the results shown in Fig. 3 on the large- x behaviour of *PDF* will be presented elsewhere.

(10) to assume $\gamma_n^{(4)} = 0$ and $\gamma_n^{(4)} = \gamma_n^{NS}$, respectively. On the contrary, in [5] as well as in the present work we have found non-vanishing twist-4 (and twist-6) effective anomalous dimensions, which differ significantly from the values of the twist-2 anomalous dimensions. Nevertheless, Eq. (10) is still a crude approximation, because, generally speaking, more than one anomalous dimensions are expected to occur both for the twist-4 and the twist-6 terms. It is therefore clear that any phenomenological ansatz may introduce a model dependence in the final result, and in this respect it becomes important to try to estimate the theoretical uncertainties associated to the different higher-twist models as well as to the different perturbative approximations. Such a goal is beyond the aim of the present work and will be the subject of future investigations.

In conclusion, we have analyzed the existing data on the (unpolarised) transverse structure function of the proton for large values of the Bjorken variable x by performing power correction analyses of the Nachtmann moments of Ref. [5] for $1 \lesssim Q^2(\text{GeV}/c)^2 \lesssim 20$. The results obtained adopting the *NLO* approximation and those including the effects of soft gluon resummation have been compared. We have shown that: i) higher twist extractions based on the *NLO* approximation for the leading twist are not reliable, and ii) the effects of the soft gluon resummation as well as the updated *PDG* value of $\alpha_s(M_Z^2)$ should be taken into account at large x .

Acknowledgments

The author gratefully acknowledges S.J. Brodsky for encouraging his work and S. Forte for many fruitful comments and discussions.

References

- [1] U.K. Yang and A. Bodek: Phys. Rev. Lett. **82** (1999) 2467.
- [2] X. Ji and P. Unrau: Phys. Rev. **D52** (1995) 72.
- [3] M. Dasgupta and B.R. Webber: Phys. Lett. **B382** (1996) 273. E. Stein et al.: Phys. Lett. **B376** (1996) 177. M. Maul et al.: Phys. Lett. **B401** (1997) 100.
- [4] A.L. Kataev et al.: Phys. Lett. **B388** (1996) 179; *ib.* **B417** (1998) 374; Nucl. Phys. **A666&667** (2000) 179. S.I. Alekhin and A.L. Kataev: Nucl. Phys. **A666&667** (2000) 184.
- [5] G. Ricco, S. Simula and M. Battaglieri: Nucl. Phys. **B555** (1999) 306. G. Ricco and S. Simula: Nucl. Phys. **A663&664** (2000) 1015; Nucl. Phys. **A666&667** (2000) 165; in Proc. of the Int'l Workshop on *JLAB: Physics and Instrumentation with 6-12 GeV Beams*, Jefferson Laboratory (Newport News, USA), June 1998, p. 313 (also e-print archive hep-ph/9809264).

- [6] S.I. Alekhin: Phys. Rev. **D59** (1999) 114016.
- [7] N. Isgur: Phys. Rev. **D59** (1999) 034013 and references therein quoted.
- [8] G. Sterman: Nucl. Phys. **B281** (1987) 310.
- [9] S. Catani and L. Trentadue: Nucl. Phys. **B327** (1989) 323.
- [10] W.A. Bardeen and A.J. Buras: Phys. Lett. **B86** (1979) 61.
- [11] S.J. Brodsky and G.P. Lepage: SLAC Summer Institute on *Particle Physics*, July 1979, SLAC Report No. 224 (1979).
- [12] D. Amati et al.: Nucl. Phys. **B173** (1980) 429.
- [13] S. Catani et al.: Nucl. Phys. **B478** (1996) 273; JHEP **07** (1998) 024.
- [14] A. Vogt: Phys. Lett. **B471** (1999) 97.
- [15] G. Sterman and W. Vogelsang: preprint YITP-00-04 (e-print archive hep-ph/0002132).
- [16] M. Virchaux and A. Milsztajn: Phys. Lett. **B274** (1982) 221.
- [17] C. Caso *et al.*: Eur. Phys. J. **C3** (1998) 1.

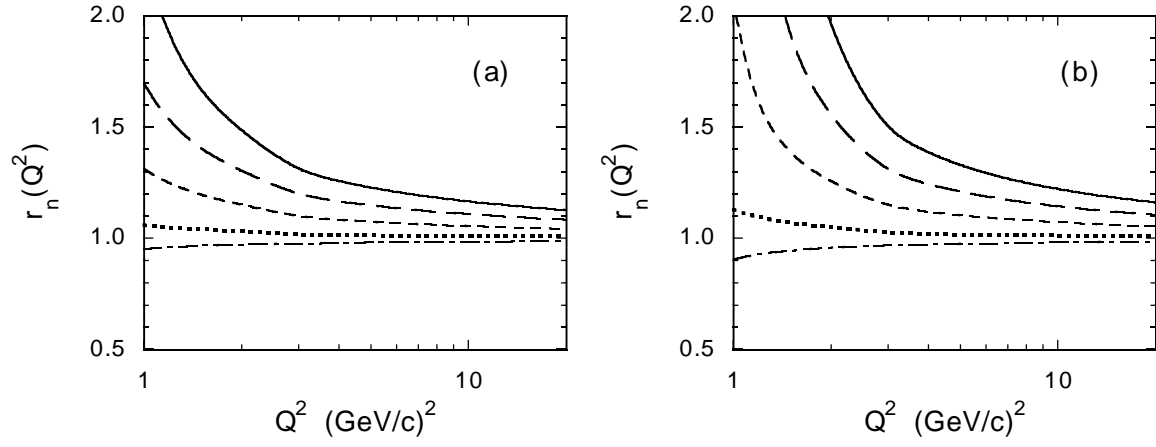


Figure 1. Ratio $r_n(Q^2)$ of the quark coefficient functions evaluated within the *SGR* approach and at *NLO* (see Eq. (9)) versus Q^2 , adopting the values $\alpha_s(M_Z^2) = 0.113$ (a) and $\alpha_s(M_Z^2) = 0.118$ (b). Dot-dashed, dotted, short-dashed, long-dashed and solid lines correspond to $n = 2, 4, 6, 8$ and 10 , respectively.

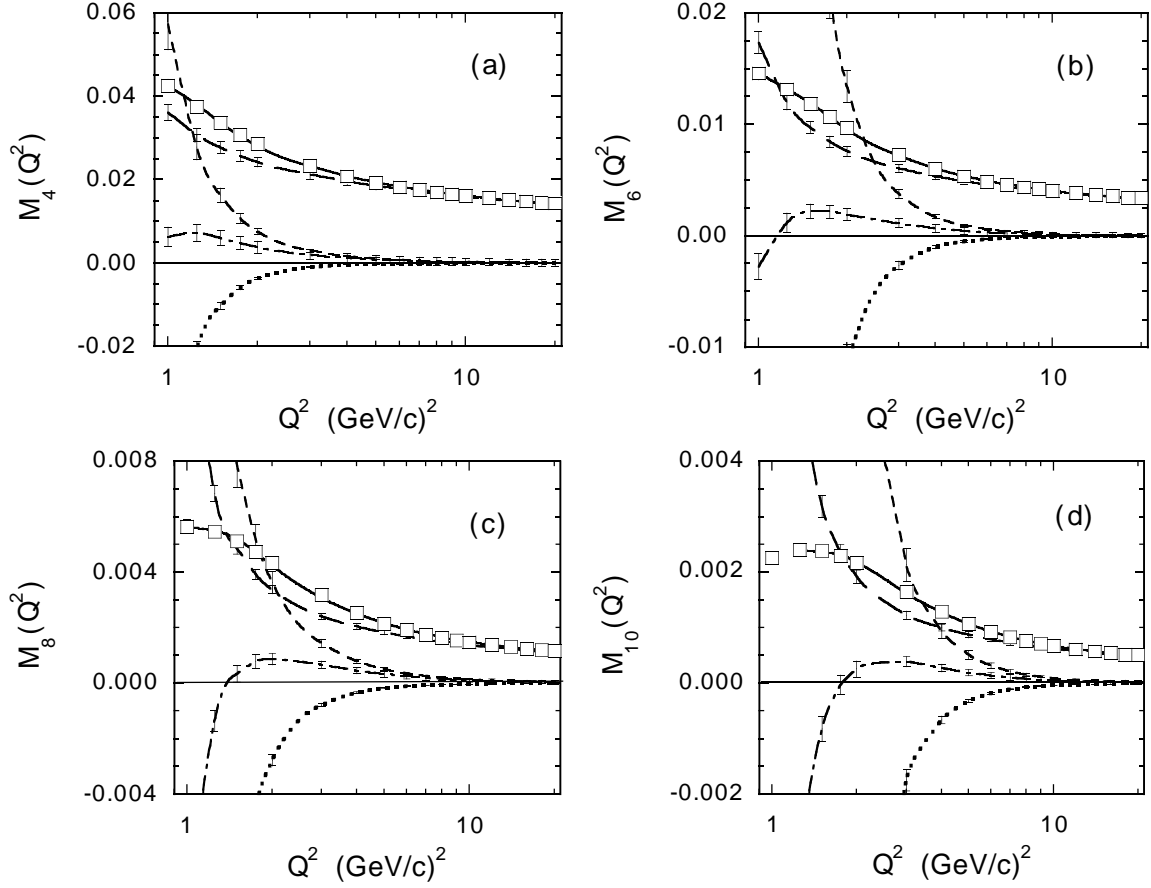


Figure 2. Nachtmann moments $M_n(Q^2)$ of the (unpolarised) transverse structure function of the proton versus Q^2 for $n = 4$ (a), $n = 6$ (b), $n = 8$ (c) and $n = 10$ (d). The open squares are the "experimental" moments as determined in [5], and the solid lines are the results of the twist analysis based on Eq. (1) adopting the *SGR* expression (5) for the leading twist. Long-dashed, short-dashed and dotted lines represent the twist-2, twist-4 and twist-6 terms separately, while the dot-dashed lines represent the total higher twist contribution. The error bars on the different twist contributions correspond to the uncertainties generated by the fitting procedure. The value $\alpha_s(M_Z^2) = 0.118$ is adopted.

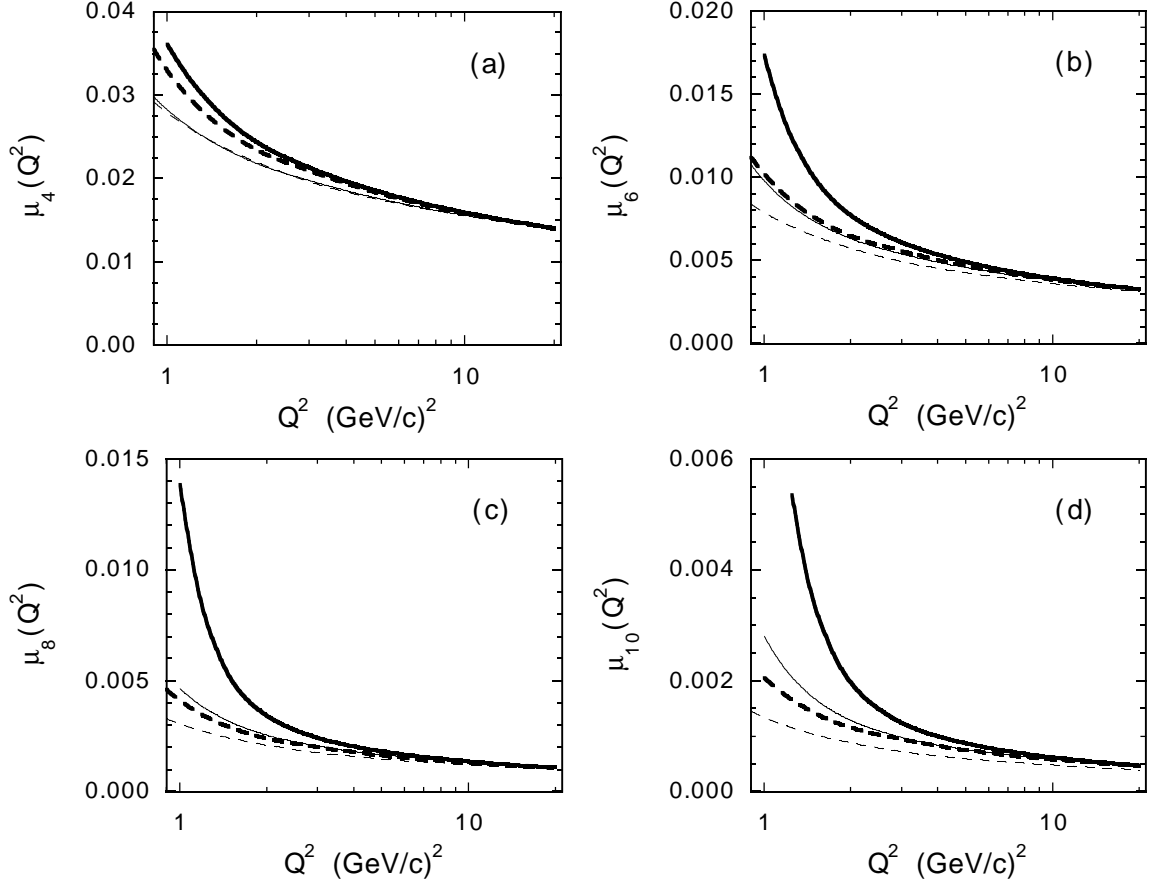


Figure 3. The leading twist moments $\mu_n(Q^2)$ resulting from the twist analyses of the Nachtmann moments of Ref. [5], based on the *SGR* expression (5) [solid lines] and on the *NLO* approximation (2) [dashed lines]. Thin and thick lines correspond to the cases $\alpha_s(M_Z^2) = 0.113$ and $\alpha_s(M_Z^2) = 0.118$, respectively. The order of the moment is $n = 4$ (a), $n = 6$ (b), $n = 8$ (c) and $n = 10$ (d).

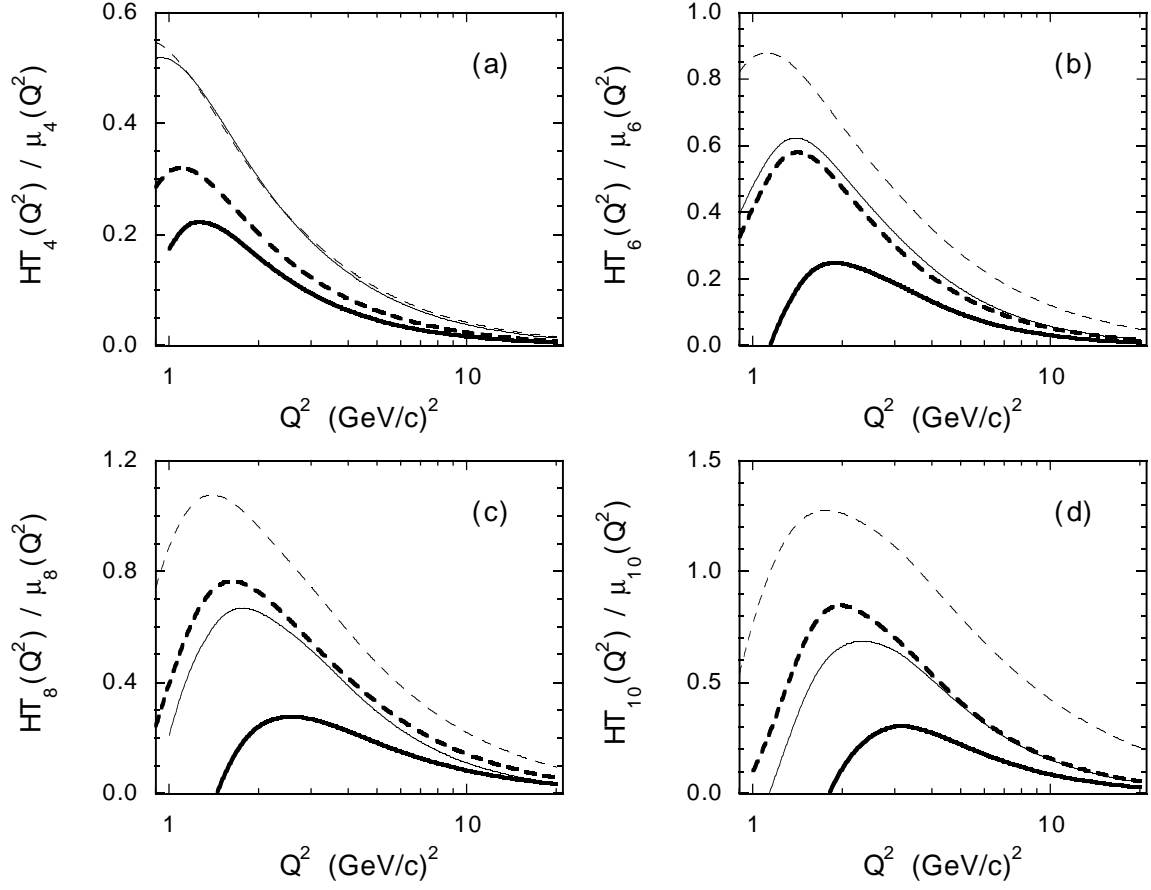


Figure 4. The same as in Fig. 3, but for the ratio of the total higher twist contribution $HT_n(Q^2)$ (Eq. (10)) to the leading twist term $\mu_n(Q^2)$.