

Neutrinoless double beta decay with and without Majoron-like boson emission in a 3-3-1 model

J. C. Montero^{1 *}, C. A. de S. Pires^{2 †}, V. Pleitez^{1 ‡}

¹ *Instituto de Física Teórica
 Universidade Estadual Paulista
 Rua Pamplona 145
 01405-900-São Paulo, SP
 Brazil*

² *Department of Physics, University of Maryland
 College Park, MD 20742-4111, USA
 (December 2, 2024)*

We consider the contributions to the neutrinoless double beta decays in a $SU(3)_L \otimes U(1)_N$ electroweak model. We show that for a range of the parameters in the model there are diagrams involving vector-vector-scalar and trilinear scalar couplings which can be potentially as contributing as the light massive Majorana neutrino exchange one. We use these contributions to obtain constraints upon some mass scales of the model, like the masses of the new charged vector and scalar bosons. We also consider briefly the decay in which besides the two electrons a Majoron-like boson is emitted.

PACS numbers: 23.40.-s; 12.60. Cn; 14.60.St

I. INTRODUCTION

The issue of neutrino masses continues to be a golden plate in elementary particle physics. Although data coming from solar [1], atmospheric neutrinos [2], and the accelerator LSND experiment on neutrino oscillations [3] strongly suggest that neutrinos must be massive particles, direct measurements did not obtain any positive result [4].

It is a very well known fact that if neutrinos are massive Majorana particles it should exist the neutrinoless double beta $(\beta\beta)_{0\nu}$ decay [5,6]. If the neutrino mass is the main effect that triggers this decay, the decay lifetime is proportional to (for the case of light neutrinos)

$$\langle M_\nu \rangle = \sum_i U_{ei}^2 m_{\nu_i}, \quad (1)$$

where U_{ei} ; $i = 1, 2, 3$ denote the elements of a mixing matrix that relates symmetry ν_α ; $\alpha = e, \mu, \tau$ and mass eigenstates ν_i through the relation $\nu_\alpha = \sum_i U_{\alpha i} \nu_i$; and m_{ν_i} are the neutrino masses. Experimentally a half life limit $T_{1/2}^{0\nu} > 1.8 \times 10^{25}$ yr implies [7]

$$\langle M_\nu \rangle < 0.2 \text{ eV}. \quad (2)$$

The important point is that the $(\beta\beta)_{0\nu}$ decay probes the physics beyond the standard model. In particular the observation of this decay would be an evidence for a massive Majorana neutrino although it could say nothing about the value of the mass. This is because although right-handed currents and/or scalar-bosons may

affect the decay rate, it has been shown that whatever the mechanism of this decay is, a nonvanishing neutrino mass is required for the decay to take place [8]. However, this does not mean that the neutrino mass is necessarily the main factor triggering this decay. In some models the $(\beta\beta)_{0\nu}$ decay can proceed with arbitrary small neutrino mass via scalar boson exchange [9]. The mechanism involving a trilinear interaction of the scalar bosons was proposed in Ref. [10] in the context of a model with $SU(2) \otimes U(1)$ symmetry with doublets and a triplet of scalar bosons. However, since in this type of models there is no large mass scale, it was shown in Refs. [11] that the contribution of the trilinear interactions are in fact negligible. In general, in models with that symmetry, a fine tuning is needed if we want that the trilinear terms give important contributions to the $(\beta\beta)_{0\nu}$ decay [8,12].

Here we will show that in a model with gauge symmetry $SU(3)_c \otimes SU(3)_L \otimes U(1)_N$ (3-3-1 model by short) [13] which has a rich Higgs bosons sector, as in the multi-Higgs extensions of the standard model, there are new contributions to the $(\beta\beta)_{0\nu}$ decay. However, unlike the latest sort of models, a fine tuning of the parameters of the 3-3-1 model is not necessary since some trilinear couplings, which have mass dimension, could imply an enhancement of the respective amplitudes (See. Sec. III).

We will use the following strategy: First, we consider the several new contributions to the $(\beta\beta)_{0\nu}$ decay introduced by the 3-3-1 model. Next, once this decay has not experimentally been seen, we will consider the usual standard model amplitude (that would arise with mas-

sive Majorana neutrinos) as the reference one and make the assumption that all the new amplitudes are at most as contributing as this one. Hence, we can obtain constraints on some typical mass scale 3-3-1 parameters. The new contributions to the $(\beta\beta)_{0\nu}$ decay are of the short range type [14]. Since the respective matrix elements are different from those of the long range contributions (the exchange of a light-Majorana neutrino) our results should be considered only as an indication of the possible large contributions to this decay in the context of the 3-3-1 model.

The outline of the paper is the following. In Sec. II we consider the 3-3-1 model with a Majoron-like boson. In Sec. III we consider the more important contributions to the $(\beta\beta)_{0\nu}$ decay and the constraints upon some masses of the model. In Sec. IV we discuss briefly the Majoron emission process $(\beta\beta)_{0\nu M}$ comparing the relative strength of two amplitudes. Our conclusions remain in the last section.

II. THE MODEL

Here we will consider the 3-3-1 model with the leptons belonging to triplets $(\nu_l l l^c)^T$; $l = e, \mu, \tau$ and in which a sextet of scalar bosons

$$S = \begin{pmatrix} \sigma_1^0 & \frac{h_2^-}{\sqrt{2}} & \frac{h_1^+}{\sqrt{2}} \\ \frac{h_2^-}{\sqrt{2}} & H_1^- & \frac{\sigma_2^0}{\sqrt{2}} \\ \frac{h_1^+}{\sqrt{2}} & \frac{\sigma_2^0}{\sqrt{2}} & H_2^{++} \end{pmatrix} \sim (\mathbf{6}, \mathbf{0}). \quad (3)$$

is necessary to give to the charged leptons a mass if $\langle \sigma_2^0 \rangle \equiv v_{\sigma_2} \neq 0$ [13].

Most of the phenomenological studies of the model has been done by considering $\langle \sigma_1^0 \rangle \equiv v_{\sigma_1} = 0$. The case when $\langle \sigma_1^0 \rangle \neq 0$ it was considered in Ref. [15], where the other scalar multiplets are explicitly given. The main difference in the latter case with respect to the former one is that there is a mixing between the vector bosons W^+ and V^+ :

$$\begin{pmatrix} W_\mu^+ & V_\mu^+ \end{pmatrix} \begin{pmatrix} M_W^2 & \delta \\ \delta & M_V^2 \end{pmatrix} \begin{pmatrix} W_\mu^- \\ V_\mu^- \end{pmatrix}, \quad (4)$$

where $\delta = (g^2/2)(2v_{\sigma_1}v_{\sigma_2})$, M_W^2 and M_V^2 are the mass eigenvalues when $\delta = 0$; if $\delta \neq 0$ (*i.e.* when $v_{\sigma_1} \neq 0$) the mass of the physical fields are now

$$M_{1,2} = \frac{1}{2} (M_W^2 + M_V^2) \pm \frac{1}{2} [(M_W^2 - M_V^2)^2 + 4\delta^2]^{1/2} \quad (5)$$

and we have defined $M_W^2 = (g^2/2)(v_\eta^2 + v_\rho^2 + v_{\sigma_2}^2 + v_{\sigma_1}^2)$, $M_V^2 = (g^2/2)(v_\eta^2 + v_\chi^2 + v_{\sigma_2}^2 + v_{\sigma_1}^2)$ and g is the $SU(3)_L$ coupling constant which is equal to the coupling of $SU(2)_L$ *i.e.*, $g^2 = 8M_W^2 G_F / \sqrt{2}$. We have denoted by v_η , v_ρ and v_χ the vacuum expectation values of the neutral components of the triplets. Notice that $M_1 \rightarrow M_W$ and

$M_2 \rightarrow M_V$ when $\delta \rightarrow 0$. The vector bosons W_μ^+ and V_μ^+ are related to the new mass eigenstates $W_{1\mu}^+$ and $W_{2\mu}^+$ as

$$\begin{pmatrix} W^+ \\ V^+ \end{pmatrix} = \begin{pmatrix} c_\theta & s_\theta \\ -s_\theta & c_\theta \end{pmatrix} \begin{pmatrix} W_1^+ \\ W_2^+ \end{pmatrix} \quad (6)$$

with $\tan 2\theta = -2\delta/(M_W^2 - M_V^2)$. We can obtain an upper bound on δ by assuming that the main contribution to the M_W^2 mass is given by $v_{\sigma_2} \approx 246$ GeV and that v_{σ_1} has its maximum value 3.89 GeV allowed by the value of the ρ -parameter [16]. In fact if v_{σ_2} were the main contribution to the M_W mass we would have $\delta/M_W^2 \approx (2v_{\sigma_1}/v_{\sigma_2}) < 0.032$. The constraint on the mixing angle θ is:

$$0 \leq s_\theta^2 = \frac{1}{2} \left(1 - \frac{M_V^2 - M_W^2}{[4\delta^2 + (M_V^2 - M_W^2)^2]^{1/2}} \right) < \frac{1}{2}. \quad (7)$$

Some illustrative values for s_θ are obtained by using typical values for the parameters. For instance, for $v_{\sigma_1} = 3.89$ GeV; $v_{\sigma_2} = 10$ GeV, $M_W = 80.41$ GeV and $M_V = 100$ (300) GeV we get $s_\theta^2 = 1.9 \times 10^{-5}$ (3.4×10^{-8}); or if $M_V = 100$ GeV and if v_{σ_2} has its maximal value $v_{\sigma_2} = 246$ GeV we have $s_\theta^2 = 1.1 \times 10^{-2}$. We see that only for values of $M_V \approx M_W$ the s_θ^2 is almost 0.5 but this light vector boson may be not phenomenologically safe. Besides if v_{σ_1} is of the same order of magnitude of the neutrino mass, a smaller value for the mixing angle is obtained. Hence, it may be no relevant for the collider physics and low energy processes like the $(\beta\beta)_{0\nu}$ decay at all and in practice $W_1^+ \approx W^+$, $W_2^+ \approx V^+$; but this could not be the case in astrophysical processes [15].

Next, we consider the several interactions that are present in this model. The scalar-quark interactions are

$$\begin{aligned} -\mathcal{L}_Y^{u-d} = & \frac{\sqrt{2}}{|v_\rho|} \overline{D}_L V_{CKM}^\dagger M^u U_R \rho^- + \frac{\sqrt{2}}{|v_\eta|} \overline{U}_L V_{CKM} M^d D_R \eta_1^+ \\ & + \overline{D}_L (V_L^d)^T \Delta V_L^u M^u U_R \left[\frac{\sqrt{2}}{|v_\eta|} \eta_1^- - \frac{\sqrt{2}}{|v_\rho|} \rho^- \right] \\ & + \overline{U}_L (V_L^u)^T \Delta V_L^d M^d D_R \left[\frac{\sqrt{2}}{|v_\rho|} \rho^+ - \frac{\sqrt{2}}{|v_\eta|} \eta_1^+ \right] \\ & + H.c., \end{aligned} \quad (8)$$

with

$$\Delta \equiv \begin{pmatrix} 0 & 0 & 0 \\ 0 & 0 & 0 \\ 0 & 0 & 1 \end{pmatrix}, \quad (9)$$

and $V_L^{u,d}$ are unitary mixing matrices and $M^{u,d}$ are the diagonal mass matrices of the u -like and d -like quark sectors and V_{CKM} denotes the usual mixing matrix of Cabibbo-Kobayashi-Maskawa.

The Yukawa interactions in the lepton sector are

$$-\mathcal{L}_Y^l = \frac{1}{\sqrt{2}} \overline{\nu}_L \mathcal{K}_1 l_R H_1^+ + \frac{1}{\sqrt{2}} \overline{l}_L \mathcal{K}_2 \nu_R^c H_2^-$$

$$\begin{aligned}
& + \frac{1}{2} \overline{l_L} \mathcal{K}_3 (l_L)^c H_1^{-} + \frac{1}{2} \overline{(l^c)_L} \mathcal{K}_4 l_R H_2^{++} \\
& + 2 \overline{\nu_L} \mathcal{K}'_1 l_R \eta_1^+ - 2 \overline{l_L} \mathcal{K}'_2 \nu_R^c \eta_2^- + H.c., \quad (10)
\end{aligned}$$

where $\mathcal{K}_1 = E_L^{\nu\dagger} G E_R$, $\mathcal{K}_2 = E_L^{\dagger} G E_L^{\nu*}$, $\mathcal{K}_3 = E_L^{\dagger} G E_L$, $\mathcal{K}_4 = E_R^T G E_R$; $\mathcal{K}'_1 = E_L^{\nu\dagger} G' E_R$, $\mathcal{K}'_2 = E_L^{\dagger} G' E_L^{\nu*}$; G and G' are symmetric and antisymmetric (they can be complex) matrices, respectively. E_R, E_L, E_L^{ν} are the right- and left-handed mixing unitary matrices in the lepton sector relating symmetry eigenstates (primed fields) with mass eigenstates (unprimed fields) [17]:

$$l'_L = E_L l_L, \quad l'_R = E_R l_R, \quad \nu'_L = E_L^{\nu} \nu_L, \quad (11)$$

Some of the couplings in Eq. (10) do not depend on the charged lepton masses and since all matrices in Eq. (10) are not unitary, the model breaks the lepton universality but it can be shown that, for the massless neutrino case no strong constraints arise from exotic muon and tau decays [18].

We have $\phi_i^- = \sum_l O_{ij} H_j^-$, where $\phi_i^- = \eta_1^-, \eta_2^-, \rho^-, \chi^-, h_1^-, h_2^-$ and H_j^- , $j = 1, \dots, 6$ denotes the respective mass eigenstate fields; similarly in the doubly charged sector, $\Phi_i^{--} = \sum_l \mathcal{O}_{ij} \Psi_j^{--}$ with $\Psi_i^{--} = \rho^{--}, \chi^{--}, H_1^{--}, H_2^{--}$ and Ψ_j^{--} , $j = 1, \dots, 4$ the respective mass eigenstate fields. However, in the following we will use H^- and H^{--} as typical mass eigenstates of the respective charged fields and omit the scalar mixing parameters.

We recall that the model conserves the $\mathcal{F} = L + B$ quantum number; L is the total lepton number and B is the baryon number. The assignments are:

$$\begin{aligned}
\mathcal{F}(U^{--}) &= \mathcal{F}(V^-) = \mathcal{F}(\rho^{--}) = \mathcal{F}(\chi^{--}) = \mathcal{F}(\eta_2^-) \\
&= \mathcal{F}(\chi^-) = \mathcal{F}(\sigma_1^0) = \mathcal{F}(h_2^-) = \mathcal{F}(H_1^{--}) \\
&= \mathcal{F}(H_2^{--}) = 2, \quad (12)
\end{aligned}$$

and all other fields with $\mathcal{F} = 0$. (Exotic quarks have also $\mathcal{F} = 2$ but this is not of our concern here.)

The charged currents coupled to the vector bosons are given by

$$\begin{aligned}
\mathcal{L}^{CC} &= -\frac{g}{\sqrt{2}} (\overline{U}_L \gamma^\mu V_{CKM} D_L W_\mu^+ - \overline{\nu}_L \gamma^\mu V_W l_L W_\mu^+ \\
&+ \overline{l_L^c} \gamma^\mu V_U V_W^\dagger \nu_L V_\mu^+ - \overline{l_L^c} \gamma^\mu V_U l_L U_\mu^{++}) + H.c., \quad (13)
\end{aligned}$$

with the mixing matrices defined as $V_{CKM} = (V_L^u)^\dagger V_L^d$ in the quark sector; and $V_W = E_L^{\nu\dagger} E_L$, $V_U = E_R^T E_L^{\nu}$ in the leptonic sectors.

We have the trilinear interactions involving one vector- and two scalar-bosons which are of the form (up to a $ig/\sqrt{2}$ factor):

$$\begin{aligned}
\mathcal{L}^{VS} &= \partial^\mu \chi^+ \chi^{--} W_\mu^+ + \chi^- \partial^\mu \chi^{++} W_\mu^- + \partial^\mu h_2^+ H_1^{--} W_\mu^+ \\
&+ \partial^\mu H_1^{++} h_2^- W_\mu^- + \partial^\mu \rho^- \rho^{++} V_\mu^- + \partial^\mu \rho^{--} \rho^+ V_\mu^+ \\
&+ h_1^+ \partial^\mu H_2^{--} V_\mu^+ + \partial^\mu h_1^- H_2^{++} V_\mu^- + (\eta_2^+ \partial^\mu \eta_1^+ \\
&+ \eta_1^+ \partial^\mu \eta_2^+ + h_2^+ \partial^\mu h_1^+ + h_1^+ \partial^\mu h_2^+) U_\mu^{--} + H.c.. \quad (14)
\end{aligned}$$

There are also trilinear interactions involving two vector- and one scalar- bosons (the χ^- scalar couples ordinary and exotic quarks and for this reason it is not of our concern here). They are given by (up to a $g^2/2$ factor)

$$\begin{aligned}
\mathcal{L}^{2VS} &= \frac{v_{\sigma_1}}{2} H_1^{++} W^- \cdot W^- + \frac{v_{\sigma_1}}{2} H_2^{++} V^- \cdot V^- \\
&+ \left(v_\rho \rho^{++} + v_\chi \chi^{++} + \frac{v_{\sigma_2}}{2} (H_1^{++} + H_2^{++}) \right) \\
&W^- \cdot V^-. \quad (15)
\end{aligned}$$

Notice that there is a coupling which is proportional to v_χ and hence it will be the dominant one.

Next, we write down the trilinear interactions among three vector bosons

$$\begin{aligned}
\mathcal{L}^{3V} &= i \frac{g}{\sqrt{2}} (W_{\mu\nu}^+ V^{\nu+} U^{\nu--} + V_{\mu\nu}^+ V^{\nu+} U^{\mu--} \\
&+ W^{\nu+} V^{\mu+} U_{\mu\nu}^{--}) \quad (16)
\end{aligned}$$

where $W_{\mu\nu} = \partial_\mu W_\nu - \partial_\nu W_\mu$ and so on.

Finally, we have trilinear interactions among scalar-bosons only

$$\mathcal{L}^{3S} = \frac{f_1}{2} \epsilon^{ijk} \eta_i \rho_j \chi_k + \frac{f_2}{2} \chi^T S^\dagger \rho + H.c.. \quad (17)$$

The couplings $f_{1,2}$ have dimension of mass but are both of them arbitrary parameters (see next section).

We recall that in the present model at tree level the Majoron couples only to neutrinos [15].

III. THE NEUTRINOLESS DOUBLE BETA DECAY

Some of the more relevant diagrams of the $(\beta\beta)_{0\nu}$ decay in the present model are shown in Figs. 1-6. Our goal is to analyze the order of magnitude of each diagram and to obtain constraints on some mass scales of the model. We will consider the diagram in Fig. 1 as the reference one, i.e., it is the diagram that already exist in the standard model framework with massive Majorana neutrinos and it is parameterized by two effective four-fermion interactions. The other contributions will be considered as been at most equally important than the standard one.

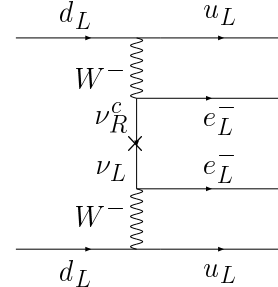


FIG. 1. $(\beta\beta)_{0\nu}$ decay via light massive Majorana neutrinos.

The strength of the diagram in Fig. 1 is given by

$$A(1) \propto \frac{g^4 \langle M_\nu \rangle}{M_W^4 \langle p^2 \rangle} c_\theta^4 = \frac{32 G_F^2 \langle M_\nu \rangle}{\langle p^2 \rangle} c_\theta^4, \quad (18)$$

where $\langle M_\nu \rangle$ is the effective mass defined in Eq. (1) and $\langle p^2 \rangle$ is an average four-momentum transfer squared of the order of $(100 \text{ MeV})^2$. Below we will use a small δ so that $M_1 \rightarrow M_W$ and $M_2 \rightarrow M_V$.

In Eq. (18) and hereafter we will omit for simplicity the mixing parameters. Only in the vertices we will take care about the mixing between W and V defined in Eq. (6) but in the propagator we will use the masses of W and V .

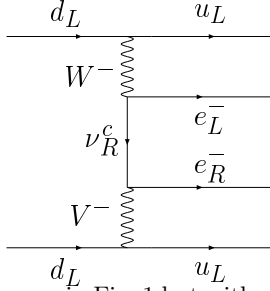


FIG. 2. The same as in Fig. 1 but with one bilepton vector boson V^- replaced by a vector boson W^- .

The diagram in Fig. 2 has strength

$$A(2) \propto 32 G_F^2 \left(\frac{M_W}{M_V} \right)^2 \frac{c_\theta^3 s_\theta}{\sqrt{\langle p^2 \rangle}}, \quad (19)$$

and we have the ratio

$$\frac{A(2)}{A(1)} = \left(\frac{M_W}{M_V} \right)^2 \frac{\sqrt{\langle p^2 \rangle}}{\langle M_\nu \rangle} \tan \theta \quad (20)$$

and if $A(2)/A(1) < 1$ we have that

$$M_V > 2.2 \times 10^4 M_W \sqrt{\tan \theta} = 1.79 \times 10^6 \sqrt{\tan \theta} \text{ GeV}. \quad (21)$$

We recall that a lower limit of 440 GeV is obtained for M_V from various muon decays but when only the bilepton contributions to those decays are considered [19]. However, in the minimal 3-3-1 model the scalar-boson contributions cannot be negligible since some of the charged scalar-bosons can be lighter than the vector bilepton boson V^- . Hence, a lighter vector boson V may still be possible but this subject deserves a more detailed study of the muon decay considering both vector and scalar contributions. A contribution similar to that in Fig. 1 but with two V^- bosons instead of two W^- bosons may be not negligible but it does not constraint the mass M_V as much as those in Eq. (21) since the condition that its ratio to the $A(1)$ amplitude be less than one gives the condition $M_V > M_W \sqrt{\tan \theta}$.

All the Lagrangian interactions in Eqs. (8), (10), (13), (14), (15) and (16) are written in terms of symmetry eigenstates. We have assumed Yukawa couplings of the order of unity. As we are not considering the mixing among the scalar fields our constraints are valid only for the main component of the symmetry eigenstate scalar fields. It means that H^- and H^{--} denote the dominant mass eigenstates of the singly and doubly charged scalar fields, respectively.

The amplitude of the diagram in Fig. 3 is

$$A(3) \propto \frac{\langle M_\nu \rangle}{\langle p^2 \rangle M_{H^-}^4}. \quad (22)$$

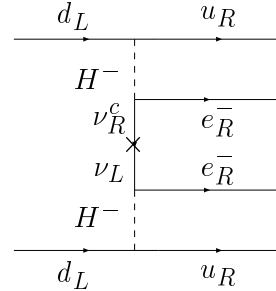


FIG. 3. Charged scalars contribution to the $(\beta\beta)_{0\nu}$ decay.

The scalar contribution in Fig. 3 can be as important as the standard one in Fig. 1. We have

$$\frac{A(3)}{A(1)} = \frac{1}{32 G_F^2 M_{H^-}^4 c_\theta^4}, \quad (23)$$

and assuming that $A(3)/A(1) < 1$ and $c_\theta = 1$ we get

$$M_{H^-} > 124 \text{ GeV}. \quad (24)$$

From Eq. (15) we see that the contribution $v_\chi \chi^{++} W_\mu^- V^{\mu-}$ is the dominant one in diagrams like that in Fig. 4. As we said before we will omit the mixing angles, i.e., assuming $\chi^{--} \approx H^{--}$. That vertex has a strength proportional to v_χ as can be seen from Eq. (15). Hence we have

$$A(4) \propto \frac{v_\chi}{M_W^2 M_V^2 M_{H^{--}}^2} c_\theta^2 s_\theta^2. \quad (25)$$

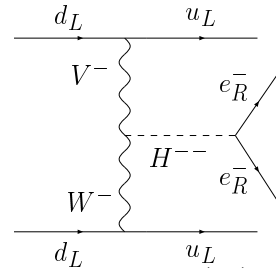


FIG. 4. New contribution to the $(\beta\beta)_{0\nu}$ decay in the 3-3-1 model.

Next, we note that

$$\frac{A(4)}{A(1)} \propto \frac{v_\chi}{\langle M_\nu \rangle} \frac{\langle p^2 \rangle}{32G_F^2 M_W^2 M_V^2 M_{H^{--}}^2} \tan^2 \theta$$

$$\approx 5.33 \times 10^{15} \tan^2 \theta \frac{(1\text{GeV})^4}{M_V^2 M_{H^{--}}^2} \quad (26)$$

where we used $\langle M_\nu \rangle = 0.2 \text{ eV}$ [4], $v_\chi = 3 \text{ TeV}$ and $\langle p^2 \rangle = (100 \text{ MeV})^2$. If $A(4)/A(1) < 1$ it implies

$$M_V > 7.3 \times 10^7 \tan \theta \frac{(1\text{GeV})^2}{M_{H^{--}}}. \quad (27)$$

Similar analysis arises by considering Fig. 5, however it is less enhanced than the contribution of Fig. 4 because instead of v_χ it appears the momentum of one of the vector bosons $p \sim \sqrt{\langle p^2 \rangle}$.

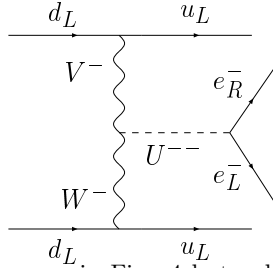


FIG. 5. The same as in Fig. 4 but only involving vector bosons.

More interesting are the contribution involving trilinear scalar interactions given in Eq. (17) like that in the diagram of Fig. 6. We have in this case

$$A(6) \propto \frac{f}{M_{H-}^4 M_{H^{--}}^2}, \quad (28)$$

where M_{H-} represents a typical mass of the singly charged scalar bosons, say 124 GeV; $M_{H^{--}}$ is the mass of the doubly charged scalar boson and f is the trilinear coupling f_1 or f_2 in Eq. (17) with dimension of mass. The ratio of these amplitudes is:

$$\frac{A(6)}{A(1)} \propto \frac{f \langle p^2 \rangle}{32G_F^2 M_{H-}^4 M_{H^{--}}^2 \langle M_\nu \rangle c_\theta^4}$$

$$\approx \left(\frac{f/\text{GeV}}{M_{H^{--}}^2/\text{GeV}^2} \right) \cdot \frac{4.8 \times 10^7}{c_\theta^4}, \quad (29)$$

If $A(6)/A(1) < 1$, and assuming $c_\theta = 1$ and $M_{H-} = 124 \text{ GeV}$, we obtain the constraint

$$\frac{f}{M_{H^{--}}^2} < 2.1 \times 10^{-8} \text{ GeV}^{-1}. \quad (30)$$

For arbitrary $U(1)_N$ charge for the scalar multiplets the symmetry of the potential is $SU(3)_L \otimes [U(1)]^2$. If the triplet η and the sextet S have both $N = 0$, as it is the case for the present model, the trilinear couplings $f_{1,2}$ break the extra $U(1)$ symmetry. We have verified that if both $f_{1,2} = 0$ there is indeed a pseudo-Goldstone boson [20]. It means that $f_{1,2}$ are arbitrary parameters and

in principle they can be small (say 1 GeV), or large (say 1 TeV) mass scales.

We see that if $f = 1 (10^{-3}) \text{ TeV}$ then $M_{H^{--}}$ is greater or of the order of 300 (10) TeV. For this value for the mass of the doubly charged scalar field and θ small the constraint given in Eq. (21) is stronger than that of Eq. (27). For instance if $\tan \theta = 10^{-8}$ we have from Eq. (21) that $M_V \geq 179 \text{ GeV}$.

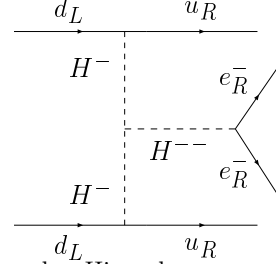


FIG. 6. Pure scalar Higgs bosons contribution to the $(\beta\beta)_{0\nu}$ decay in the 3-3-1 model.

There is also a diagram in which the doubly charged scalar field in Fig. 6 is substituted by a vector boson U^{--} . Although the interactions in Eq. (14) are proportional to g they are also derivative and proportional to the momentum $p \sim \sqrt{\langle p^2 \rangle}$; hence it is suppressed with respect to the diagram in Fig. 6.

IV. MAJORON EMISSION

As in the triplet Majoron model in the present model it is possible to have the neutrinoless double beta decay with Majoron emission: $2n \rightarrow 2p + 2e^- + M^0$ [21], denoted here by $(\beta\beta)_{0\nu M}$. We will denote the strength of the amplitude of the diagram i of the $(\beta\beta)_{0\nu M}$ decay by $B(i)$. This decay proceeds via the diagram in Fig. 7 and it has an strength proportional to

$$B(7) \propto \frac{m_\nu}{M_{X-}^4 \langle p^2 \rangle v_{\sigma_1}}, \quad (31)$$

where X^- can be a scalar or a vector boson, *i.e.*, the diagram in Fig. 7 can be formed with anyone of Figs. 1, 2 or 3 with a majoron attached to the neutrinos. The couplings between neutrinos and the Majoron are diagonal and given by m_ν/v_{σ_1} . Notice that in Eq. (31) it appears the truly neutrino mass not the effective mass $\langle M_\nu \rangle$ defined in Eq. (1). However we still can assume that neutrinos have small masses and numerically $m_\nu \approx \langle M_\nu \rangle$. We will assume that the contribution in diagrams like the one in Fig. 7, with $X^- = W^-$, is the reference one, it depends only on the neutrino masses and mixing, and we will compare it with other contributions like the one in Fig. 8. The couplings of the Majoron to the vector bosons are proportional to v_{σ_1} and so they are negligible. We will consider only the diagram with the Majoron coupled to the scalar H^- since it is proportional to the trilinear f_2 in Eq. (17). We have

$$B(8) \propto \frac{f f_2}{M_{H^-}^6 M_{H^{--}}^2}, \quad (32)$$

with f can be f_1 or f_2 .

Let us consider the ratio

$$\frac{B(7)}{A(1)} \propto \frac{m_\nu Q}{32 G_F^2 M_X^4 \langle M_\nu \rangle c_\theta^4 v_{\sigma_1}}, \quad (33)$$

where we have introduced the factor Q which denotes the available energy. It implies that the diagram in Fig. 7 is a potentially important contribution when X is the W vector boson since for $Q \sim 3$ MeV [22] the suppression of $B(7)$ will depend mainly on the value of v_{σ_1} . If $B(7)/A(1) < 1$ we obtain that $v_{\sigma_1} > 1.65 \times 10^{-2}$ GeV while the upper limit coming from the value of the ρ -parameter is 3.89 GeV [16].

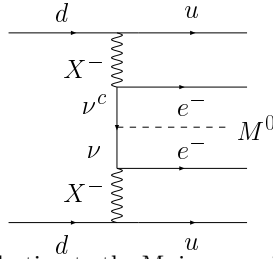


FIG. 7. Contribution to the Majoron emission $(\beta\beta)_{0\nu M}$ decay. X^- can be a scalar or vector boson.

On the other hand, comparing the amplitude in Figs. (7) and (8) we have

$$\frac{B(8)}{B(7)} \propto \frac{f f_2 \langle p^2 \rangle M_X^4 v_{\sigma_1}}{M_{H^-}^6 M_{H^{--}}^2 m_\nu}, \quad (34)$$

for $M_X = M_V = 400$ GeV and $v_{\sigma_1} = 3.89$ GeV, using typical values as $f = f_1 = f_2 = 1$ TeV, $M_{H^-} = 124$ GeV and $M_{H^{--}} = 500$ GeV and the other parameters in Eq. (34), we have that $B(8)/B(7) \approx 5 \times 10^6$ or; $B(8)/B(7) \approx 5.5$ if $f_1 = f_2 = f = 10^{-3}$ TeV. On the other hand if $v_{\sigma_1} = 1.65 \times 10^{-2}$ GeV we have $B(8)/B(7) \approx 2.3 \times 10^4 (2.3 \times 10^{-2})$ for $f = 1(10^{-3})$ TeV. We see that the relative importance of the processes in Fig. 7 and 8 will depend on the values of the trilinear parameters and on the value of v_{σ_1} .

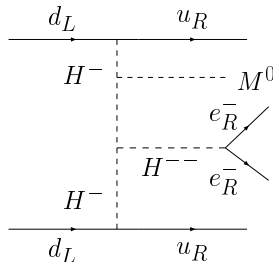


FIG. 8. Trilinear scalar coupling contributing to the $(\beta\beta)_{0\nu M}$ decay.

V. CONCLUSIONS

We see that in the 3-3-1 model, like in other models with complicated Higgs sector [8,12], besides the well known mechanism of exchanging massive Majorana neutrinos between two standard model $V - A$ vertices, there are new contributions involving the exchange of scalar bosons. However, unlike similar mechanism in the context of extensions of the standard model there is no need of fine tuning in order to have trilinear scalar couplings giving large contributions to the several double-beta decays. Notice that the Lagrangian of diagrams like those in Fig. 3 is still parameterized in the form of two general four-fermion effective interactions (they are point-like at the Fermi scale) exchanging a light neutrino in between [23]. However, contributions involving trilinear interactions like those in Figs. 4, 5 and 6 necessarily need a six-fermion effective interaction parameterization.

Another important point to be stressed here is that in the present model the double Majoron emission: $2d \rightarrow 2p + 2e^- + 2M^0$ may be as contributing as the decay with only one Majoron boson. This decay is expected to be important in supersymmetric models [24,25]. In the present model it can occur because in diagrams like that in Fig. 8 a second Majoron can be attached to the scalar lines. Since this coupling is proportional to the trilinear f_2 it is still possible that the suppression coming from the mass square in the denominator do not sufficiently suppresses this process (there is also an important contribution coming from the vertex $v_\chi \chi^- \eta_1^+ M^0$). There are also contributions similar to the one in Fig. 8 but now with the scalar-Majoron vertex above being substituted by the vertex $W^- V^+ M^0$ which is proportional to $g^2 v_{\sigma_2}$ and for this reason it is not necessarily suppressed. It is interesting to note that this sort of contribution to the $(\beta\beta)_{0\nu MM}$ decay coming from adding another trilinear coupling in Fig. 8, which is not derivatively suppressed, was not considered in Ref. [25]. Recent experimental data on Majoron emission decays have been constrained only the effective Majoron neutrino coupling constant [22]. Other processes like the double K capture [21] can also be important in the present model.

Some comments are now in order. *i)* We have not considered possible cancellations among several contributions to each diagram. It means that our constraints are valid, as we said in Sec. III, for the main component of each scalar field of the singly and doubly charged scalar sectors.

ii) Our results were obtained assuming that all new contributions, say to the $(\beta\beta)_{0\nu}$ decay, are at most as important as the contribution due to a light massive Majorana neutrino exchange which is proportional to $\langle M_\nu \rangle$. However, we can wonder what would be the value of the effective mass $\langle M_\nu \rangle$ if we use the oscillation data and direct measurements on neutrino masses. Recent analysis shown that assuming a normal mass hierarchy the effective mass parameter can take any value from zero to the

present upper limit [26,27]. In fact if the data on oscillation is put together with that from $(\beta\beta)_{0\nu}$ decay and tritium beta decay it was shown that if the minimum of $\langle M_\nu \rangle$ with respect to the mixing angles is greater than the present bound of 0.2 eV then neutrinos are quasi-Dirac particles [26]. As discussed previously, the black box of Ref. [8] may induce a negligible Majorana mass to the neutrinos and in the context of the present model we must interpret this situation as an indication of the fact that the main contribution to the $(\beta\beta)_{0\nu}$ decay is not the diagram in Fig. 1. In this case the neutrinos would be almost Dirac particles and the constraints on the several mass scales of the model should be obtained by comparing directly these contributions with the lower bound on the half life $T_{1/2}^{0\nu} > 1.8 \times 10^{25}$ [7]. In this case our constraints must be redone.

iii) If the \mathcal{F} quantum number is explicitly broken in the scalar potential the boson M^0 will not be a Goldstone-like boson. However its mass may be small enough to be produced in the $(\beta\beta)_{0\nu M}$ decay (see below).

iv) It is well known that the triplet Majoron in the context of the electroweak standard model [31] is ruled out by the invisible Z^0 measurements. Its contribution to that decay is $\Gamma_M^Z = 2\Gamma_{\nu\bar{\nu}}^Z$ [28]. Since experimentally $\Gamma_{\text{inv}} = (2.984 \pm 0.008)\Gamma_{\nu\bar{\nu}}$ [4] this sort of Majoron is ruled out. One way to solve the problem is to introduce a neutral scalar singlet in such a way that the Majoron is almost singlet and can evade the LEP data [29,30]. In the present model, although there is one scalar boson which is a $SU(2) \otimes U(1)$ singlet, it was shown in Ref. [15] that this Goldstone boson decouples from the other pseudoscalar fields i.e. $\text{Im}I_4 = M^0$, hence there is no possibility that it may be mainly a singlet. However, its real scalar partner, R_4^0 , mixes with all the other real scalar fields and hence having the possibility of being almost singlet. It means that in the combination, $R_4^0 = \sum_j \mathcal{O}_{4j}^o H_j^0$, where H_j^0 , $j = 1, \dots, 5$, denotes the mass eigenstate scalars, the mixing matrix element \mathcal{O}_{45}^o satisfies $\mathcal{O}_{45}^o \sim 0(1)$ if H_5 is the heavier real scalar field. In this case if H_1^0 denotes the lightest scalar boson ($M_1 < M_Z$), the contribution to the decay mode $Z \rightarrow H_1 M^0$ is $\Gamma_M^Z = 2|\mathcal{O}_{41}|^2 \Gamma_{\nu\bar{\nu}}^Z$. Hence, if $\mathcal{O}_{41} \sim 10^{-2}$ the model is consistent with the LEP data i.e., now Γ_M^Z could be reduced to an acceptable level. Thus in this model it is the real partner of the Majoron that has to be almost singlet in order to suppress appropriately the contribution to the Z^0 invisible width [32]. Of course, other scalar mass spectra for the five real scalar fields are still possible, in principle. However, those in which \mathcal{O}_{41}^o is of order one are already ruled out by the LEP data.

There is another possibility pointed out in Ref. [15]: All real fields may be heavier than the Z^0 and for this reason kinematically forbidden in the Z -decays. This is a possibility since by the constraint equation which are needed to have a extreme of the potential and we can convince ourself that v_{σ_1} can be a small VEV while v_χ can be a large one.

Finally, the Majoron couples at the tree level only to neutrinos hence the constraints on the ν - ν - M vertex coming from muon ($\mu \rightarrow e\nu\nu M$), pion and kaon $\pi^+(K^+) \rightarrow l\bar{\nu}M$ decays are the same as in Ref. [25]. The existence of the vertex $\nu e^- V^+$, which is proportional to $\sin\theta$ and for this reason is not relevant for laboratory processes, may have, as we said before, important astrophysical consequences [15]. Phenomenology of non-zero initial electric charge processes, like e^-e^- and hadronic ones, will furnish constraints on the trilinear vertices appearing in Figs. 4, 5 and 6 but this will be considered elsewhere. The 3-3-1 model has a rich scalar sector indeed. This implies that it may be, in principle, difficult to separate, in a given process, the contributions of all fields belonging to a charged sector. However, it has been shown that in lepton-lepton colliders the left-right asymmetries are not sensible to the scalar contributions. It means that those asymmetries are the appropriate observable for the doubly charged vector bilepton discovery [33]. We see that the opposite occurs in the $(\beta\beta)_{0\nu}$ decay: it is possible that the main contribution comes from the doubly charged scalar boson, through the diagram in Fig. 6, while the respective vector boson contribution seems to be negligible.

ACKNOWLEDGMENTS

This work was supported by Fundação de Amparo à Pesquisa do Estado de São Paulo (FAPESP), Conselho Nacional de Ciência e Tecnologia (CNPq) and by Programa de Apoio a Núcleos de Excelência (PRONEX).

-
- [1] K. Lande (Homestake Collaboration), in *Neutrinos '98*, Proceedings of the XVIII International Conference on Neutrino Physics and Astrophysics, Japan, 4-9 June 1998, edited by Y. Suzuki and T. Tosuka, to be published in Nucl. Phys. B (Proc. Suppl.); Y. Fukuda *et al.* (Kamiokande Collaboration), Phys. Rev. Lett. **77**, 1683 (1996); T. Kirsten (GALLEX Collaboration) in *Neutrinos '98*; V. Gavrin (SAGE Collaboration) in *Neutrinos '98*; Y. Suzuki (SuperKamiokande Collaboration) in *Neutrinos '98*.
 - [2] Y. Fukuda *et al.* (SuperKamiokande Collaboration), Phys. Lett. **B433**, 9 (1998); Phys. Rev. Lett. **81**, 1562 (1998); Phys. Lett. **B436**, 33 (1988).
 - [3] C. Athanassopoulos *et al.*, Phys. Rev. Lett. **77**, 3082 (1996); *ibid*, **81**, 1774 (1998).
 - [4] D. E. Groom *et al.*, The European Physical Journal, **C15**, 1 (2000).
 - [5] H. Primakov and S. P. Rosen, Rep. Prog. Phys. **22**, 111 (1969).
 - [6] For a recent review see H. V. Klapdor-Kleingrothaus, Int.

- J. Mod. Phys. **A13**, 3953 (1998); P. Fisher, B. Kayser and K. S. McFarland, Ann. Rev. Nucl. Part. Sci. **49** (1999); hep-ph/9906244. For early references see M. Doi, T. Kotani and E. Takasugi, Progr. Theor. Phys. Suppl. **83**, 1 (1985).
- [7] L. Baudis *et al.*, Phys. Rev. Lett. **83**, 41 (1999); hep-ex/9902014.
- [8] J. Schechter and J. W. F. Valle, Phys. Rev. D **25**, 2951 (1982).
- [9] V. Pleitez and M. D. Tonasse, Phys. Rev. D **48**, 527 (1993).
- [10] R. N. Mohapatra and J. D. Vergados, Phys. Rev. Lett. **47**, 1713 (1981).
- [11] W. C. Haxton, S. P. Rosen and G. J. Stephenso, Jr., Phys. Rev. D **26** 1805 (1982); L. Wolfenstein, *ibid*, D **26**, 2507 (1982).
- [12] C. O. Escobar and V. Pleitez, Phys. Rev. D **28**, 1166 (1983).
- [13] F. Pisano and V. Pleitez, Phys. Rev. D **46**, 410 (1992); P. Frampton, Phys. Rev. Lett. **69**, 2889 (1992); R. Foot, O. F. Hernandez, F. Pisano and V. Pleitez, Phys. Rev. D **47**, 4158 (1993).
- [14] M. Hirsch, H. V. Klapdov-Kleingrothaus and S. G. Kovalenko, Phys. Rev. Lett. **75**, 17 (1995); Phys. Rev. D **53**, 1329 (1996); H. V. Klapdor-Kleingrothaus and H. Päs, hep-ph/0005045.
- [15] J. C. Montero, C. A. de S. Pires and V. Pleitez, Phys. Rev. D **60**, 115003 (1999); hep-ph/9903251.
- [16] J. C. Montero, C. A. de S. Pires and V. Pleitez, Phys. Rev. D **60**, 98701 (1999); hep-ph/9902448.
- [17] J. T. Liu and D. Ng, Phys. Rev. D **50**, 548 (1994).
- [18] M. M. Guzzo *et al.*, hep-ph/9908308.
- [19] M. B. Tully and G. C. Joshi, Int. J. Mod. Phys. **A13**, 5593 (1998).
- [20] S. Weinberg, Phys. Rev. Lett. **29**, 1698 (1972).
- [21] H. Georgi, S. L. Glashow and S. Nussinov, Nucl. Phys. **B193**, 297 (1981).
- [22] J. Bockholt *et al.*, Phys. Rev. D **54**, 3641 (1996).
- [23] H. Päs, M. Hirsch, H. V. Klapdor-Kleingrothaus and S. G. Kovalenko, Phys. Lett. **B453**, 194 (1999).
- [24] R. N. Mohapatra and E. Takasugi, Phys. Lett. **211B**, 192 (1988).
- [25] P. Bamert, C. Burgess and R. N. Mohapatra, Nucl. Phys. **B449**, 25 (1995).
- [26] M. Czakon, J. Gluza and M. Zralek, hep-ph/0003161.
- [27] W. Rodejohann, Phys. Rev. D **62**, 013011 (2000); H. V. Klapdor-Kleingrothaus, H. Päs and A. Yu. Smirnov, hep-ph/0003219.
- [28] M. C. Gonzalez-Garcia and Y. Nir, Phys. Lett. **232**, 383 (1989).
- [29] J. Schechter and J. W. F. Valle, Phys. Rev. D **25**, 774 (1982).
- [30] M. A. Diaz, M. A. Garcia-Jareno, D. A. Restrepo and J. F. W. Valle, Nucl. Phys. **B527**, 44 (1998).
- [31] G. B. Gelmini and M. Roncadelli, Phys. Lett. **99B**, 411 (1981).
- [32] This does not occur in the triplet Majoron in the context of the standard model. There (using the notation of Ref. [31]), the two real scalar are $h_1^0 \approx \phi_D$ and $h_2^0 \approx \phi_T$, where ϕ_D (ϕ_T) denotes the doublet (triplet) component.
- Moreover, the mass square of h_2^0 is proportional to v_T^2 (the VEV of the triplet) and for this reason it will be always produced in Z decays.
- [33] J. C. Montero, V. Pleitez and M. C. Rodriguez, Phys. Rev. D **58**, 094026 (1998); Phys. Rev. D **58**, 097505 (1998); and hep-ph/0003085.