

# Cosmic Neutrinos and New Physics beyond the Electroweak Scale

Craig Tyler, Angela V. Olinto

*Department of Astronomy & Astrophysics, Enrico Fermi Institute, The University of Chicago, Chicago, IL 60637-1433*

Günter Sigl

*DARC, UMR-8629 CNRS, Observatoire de Paris-Meudon, F-92195 Meudon Cédex, France*

New physics beyond the electroweak scale may increase weak interaction cross sections beyond the Standard Model predictions. Such cross sections can be expected within theories that solve the hierarchy problem of known interactions with a unification scale in the TeV range. We derive constraints on these cross sections from the flux of neutrinos expected from cosmic ray interactions with the microwave background and the non-observation of horizontal air showers. We also discuss how this limit can be improved by upcoming cosmic ray and neutrino experiments, and how the energy dependence of the new interactions can be probed by these experiments.

PACS numbers: 12.60.-i, 95.30.Cq, 98.70.Sa

## I. INTRODUCTION

It has been suggested that the neutrino-nucleon cross section,  $\sigma_{\nu N}$ , can be enhanced by new physics beyond the electroweak scale in the center of mass (CM) frame, or above about a PeV in the nucleon rest frame. At ultra-high energies (UHE), neutrinos can in principle acquire  $\nu N$  cross sections approaching hadronic levels. It may therefore be possible for UHE neutrinos to initiate air showers, which would offer a very direct means of probing these new UHE interactions. The results of this kind of experiment have important implications for both neutrino astronomy and high energy physics.

For the lowest partial wave contribution to the cross section of a point-like particle, this new physics would violate unitarity [1]. However, two major possibilities have been discussed in the literature for which unitarity bounds need not be violated. In the first, a broken SU(3) gauge symmetry dual to the unbroken SU(3) color gauge group of strong interaction is introduced as the “generation symmetry” such that the three generations of leptons and quarks represent the quantum numbers of this generation symmetry. In this scheme, neutrinos can have close to strong interaction cross sections with quarks. In addition, neutrinos can interact coherently with all partons in the nucleon, resulting in an effective cross section comparable to the geometrical nucleon cross section. This model lends itself to experimental verification through shower development altitude statistics, as described by its authors [2]. The present paper will not affect the plausibility of this possibility, which largely awaits more UHE cosmic ray (UHECR) events to compare against.

The second possibility consists of a large increase in the number of degrees of freedom above the electroweak scale [3]. A specific implementation of this idea is given in theories with  $n$  additional large compact dimensions and a quantum gravity scale  $M_{4+n} \sim \text{TeV}$  that has recently received much attention in the literature [4] because it provides an alternative solution (i.e., without supersymmetry) to the hierarchy problem in grand unifications of gauge interactions. For parameters consistent with measured cross sections at electroweak energies and below, at  $\simeq 10^{20}$  eV the  $\nu N$  cross section can approach  $10^{-4} - 10^{-2}$  times a typical strong cross section [5]. Therefore, in these models the mean free path for  $\nu N$  interactions at these energies is on order of kilometers to hundreds of kilometers in air. Experimentally, this would be reflected by a specific energy dependence of the typical column depth at which air showers initiate. As we will show, this leads to a useful signature, deriving from zenith angle variations with shower energy. Comparison with observations would either support these scenarios or constrain them in a way complementary to studies in terrestrial accelerators [6] or other laboratory experiments that have recently appeared in the literature.

Both scenarios for increasing  $\nu N$  cross sections raise the question of how far UHE neutrinos can travel in space. In the first case, due to the *coherent* nuclear interactions, the cross section approaches the nucleon-nucleon cross section, and so intergalactic matter becomes the greatest threat to the neutrino traveling long distances unimpeded. However, an order of magnitude calculation shows that the mean free path for such a neutrino is  $\sim 10^2$  Gpc, if we simply assume the matter density of the Universe is its critical density. Within a galaxy with similar interstellar density to the Milky Way, the mean free path is  $\sim \text{Mpc}$ ; the UHE neutrino is not attenuated before reaching Earth’s atmosphere. For the extra dimension model, the cross sections are lower, so interaction with matter is not a problem. With Cosmic Microwave Background (CMB) photons, the CM energy is too low to give rise to a significant interaction probability. If neutrinos are massive, then the relic neutrino background is more of a threat. But assuming the neutrino mass is

below 92 eV, as conservatively required to prevent over-closing the Universe for a stable species [7], the mean free path is  $\sim 10^4$  Gpc at a CM energy of  $\sim 100$  GeV, corresponding to a  $\sim 10^{20}$  eV neutrino. The cosmological horizon is only  $\sim 15$  Gpc, so for both scenarios the neutrinos can reach Earth unhindered from arbitrarily great distances.

A major motivation for attempts to augment the  $\nu N$  cross section at ultra-high energies derives from the paradox of UHECRs. Above  $\sim 10^{20}$  eV, protons and neutrons see CMB photons doppler shifted to high energy gamma rays, and encounters generate pions, thereby reducing the resulting nucleon’s energy by at least the pion rest mass. One therefore expects the Greisen-Zatespin-Kuzmin (GZK) cutoff [8], wherein cosmic rays above  $E_{\text{GZK}} \simeq 7 \times 10^{19}$  eV would lose their energy within  $\simeq 50$  Mpc. However, since we observe cosmic rays at super-GZK energies, it has been proposed that these UHECRs might really be neutrinos rather than nucleons (for example, see [2]). While this is a strong motivation to explore new UHE neutrino interactions, we will not need to assume that UHECRs are neutrinos.

The paper is outlined as follows: In Section II we derive a constraint on the neutrino-nucleon cross section resulting from the non-observation of horizontal air showers induced by neutrinos produced by interactions of the highest energy cosmic rays with the cosmic microwave background. In Section III we discuss potential improvements of this constraint including other hypothesized neutrino sources and next generation experiments. In Section IV we narrow the discussion to the case of a  $\nu N$  cross section scaling linearly with CM energy, as an example. A zenith angle profile is presented as a signature of this scaling, and a means of constraining it. We conclude in Section V.

## II. A BOUND FROM THE “COSMOGENIC” NEUTRINO FLUX

The two major techniques for observing extensive air showers (EAS) produced by UHE cosmic rays or neutrinos are the detection of secondary shower particles by an array of ground detectors, and the detection of the fluorescence light produced by the shower. The largest operating experiment utilizing the first technique is the AGASA array which covers about  $100 \text{ km}^2$  in area [9]. The second technique was pioneered by the Fly’s Eye instrument [10] and produced a total exposure similar to the AGASA instrument.

The easiest way to distinguish extensive air showers (EAS) caused by electron neutrinos from those caused by hadrons is to look for nearly horizontal electromagnetic showers. As pointed out in Ref. [11], the Earth atmosphere is about 36 times thicker taken horizontally than vertically. A horizontally incident UHE hadron or nucleus has a vanishingly small chance of descending to sufficiently low altitudes to induce electromagnetic showers detectable by our ground instruments. The backgrounds (mostly induced by hard muons) does not seem to be a problem both for ground arrays [12] and fluorescence detectors [13]. As a consequence, a horizontal shower is a very strong indication of an electron neutrino primary.

The strategy here is to use observations (or non-observation) of horizontal showers to place limits on the UHE neutrino flux incident on the Earth. Comparing that against a reliably predicted flux permits us to bound the cross section.

Fig. 1 summarizes the high energy neutrino fluxes expected from various sources, where the shown flavor summed fluxes consist mostly of muon and electron neutrinos in a ratio of about 2:1. Shown are the atmospheric neutrino flux [14], a typical flux range expected for “cosmogenic” neutrinos created as secondaries from the decay of charged pions produced by collisions between UHE nucleons and CMB photons [15], a typical prediction for the diffuse flux from photon optically thick proton blazars [16] that were normalized to recent estimates of the blazar contribution to the diffuse  $\gamma$ -ray background [17], and a typical prediction by a scenario where UHECRs are produced by decay of particles close to the Grand Unification Scale [18] (for a review see also Ref. [19]).

Apart from the atmospheric neutrino flux, only the cosmogenic neutrinos are nearly guaranteed to exist due to the known existence of UHECRs, requiring only that these contain nucleons and be primarily extragalactic in origin. This is an assumption, since Galactic sources can not be wholly ruled out [20]. However, at least if the charge of the primary UHECR satisfies  $Z \lesssim \mathcal{O}(1)$  (which will be tested by forthcoming experiments), an extragalactic origin is favored on the purely empirical grounds of the observed nearly isotropic angular distribution which rules out Galactic disk sources. The reaction generating these cosmogenic neutrinos is well known, depending only on the existence of UHE nucleon sources more distant than  $\lambda_{\text{GZK}} \simeq 8$  Mpc and on the relic microwave photons known to permeate the Universe. The two cosmogenic lines in Fig. 1 were computed for a scenario where radiogalaxies explain UHECRs between  $\simeq 3 \times 10^{18}$  eV (i.e. above the “ankle”) and  $\simeq 10^{20}$  eV [30], with source spectra cutoffs at  $3 \times 10^{20}$  eV (lower curve) and  $3 \times 10^{21}$  eV (upper curve) [15]. Since events were observed above  $3 \times 10^{20}$  eV, this may be used as a conservative flux estimate (see also Sect. III below).

The non-observation of horizontal showers by the neutrino fluxes indicated in Fig. 1 can now be translated into an upper limit on the total neutrino-nucleon cross section. The total charged current Standard Model  $\nu N$  cross section can be approximately represented by [31]

$$\sigma_{\nu N}^{SM}(E) \simeq 2.36 \times 10^{-32} (E/10^{19} \text{ eV})^{0.363} \text{ cm}^2 \quad (10^{16} \text{ eV} \lesssim E \lesssim 10^{21} \text{ eV}). \quad (1)$$

In any narrow energy range and as long as the neutrino mean free path is larger than the linear detector size, the neutrino detection rate scales as [11]

$$\text{Event Rate} \propto A \phi_\nu \sigma_{\nu N}, \quad (2)$$

where  $A$  is the detector acceptance (in units of volume times solid angle) in that energy band, and  $\phi_\nu$  is the neutrino flux incident on the Earth. In our case, the non-observation of neutrino-induced (horizontal) air showers limits the event rate, and thereby sets the experimental upper bounds given in Fig. 1. On the other hand, the gap between the best current experimental flux bound and the predicted cosmogenic flux specifies a bounding cross section in the presence of new interactions. Using the conservative lower estimate of the cosmogenic flux in Fig. 1 yields

$$\begin{aligned} \sigma_{\nu N}(E = 10^{19} \text{ eV}) &\lesssim 5.0 \times 10^{-29} \text{ cm}^2 \\ \sigma_{\nu N}(E = 10^{20} \text{ eV}) &\lesssim 6.0 \times 10^{-28} \text{ cm}^2, \end{aligned} \quad (3)$$

and a severely degraded limit outside this energy range. The bounds Eq. (3) probe CM energies

$$\sqrt{s} \simeq 1.4 \times 10^5 (E/10^{19} \text{ eV})^{1/2} \text{ GeV} \quad (4)$$

that are about 3 orders of magnitude beyond the electroweak scale.

Note that this bound does not challenge the model of Ref. [2]. That option relies on neutrinos acquiring larger, hadron-scale cross sections. As such, shower development will occur vertically, not horizontally, and our argument does not apply. We therefore specify a sub-hadron-size cross section above which our bound is inapplicable because horizontal air showers could not develop in column depths  $\gtrsim 3000 \text{ g/cm}^2$  as used by the Fly's Eye bound [25]:

$$\sigma_{\nu N}(E \gtrsim 10^{19} \text{ eV}) \gtrsim 10^{-27} \text{ cm}^2. \quad (5)$$

The bound derived here is independent of the type of interaction enhancing physics, stemming directly from attempts to observe deeply penetrating air showers. To summarize, Eq. (3) applies to the cosmogenic neutrino flux as long as  $\sigma_{\nu N}$  does not reach hadronic levels.

We note that our allowed range, Eqs. (3) and (5), is complementary to and consistent with the interpretation of UHECRs as neutrino primaries, as considered in Ref. [5]. In this case,  $\sigma_{\nu N}(E) \gtrsim 2 \times 10^{-26} \text{ cm}^2$ , which is in the larger cross section regime, Eq. (5). This is because for  $\sigma_{\nu N}(E) \lesssim 10^{-28} \text{ cm}^2$ , the first interaction point would have a flat distribution in column depth up to large zenith angles  $\theta \lesssim 80^\circ$ , whereas observed events appear to peak at column depths  $\sim 450 \text{ g/cm}^2$  [25]. For an individual event, a  $\sim 1\%$  probability exists for interacting by  $450 \text{ g/cm}^2$  with cross sections as small as  $5 \times 10^{-29} \text{ cm}^2$ .

We also note in this context that Goldberg and Weiler [32] have related the  $\nu N$  cross section at UHEs to the lower energy  $\nu - N$  elastic amplitude in a model independent way, only assuming  $3+1$  dimensional field theory. Consistency with accelerator data then requires

$$\sigma(E) \lesssim 3 \times 10^{-24} (E/10^{19} \text{ eV}) \text{ cm}^2, \quad (6)$$

otherwise deviations of neutrino cross sections from the Standard Model should become visible at the electroweak scale [32].

### III. FUTURE PROSPECTS FOR IMPROVEMENT

EAS detection will be pursued by several experiments under construction or in the proposal stage. As an upscaled version of the original Fly's Eye Cosmic Ray experiment, the High Resolution Fly's Eye detector [33] has recently begun operations and has preliminary results of several super-GZK events [34], but no official limit on horizontal showers thus far. The effective aperture of this instrument is  $\simeq 350(1000) \text{ km}^2 \text{ sr}$  at  $10(100) \text{ GeV}$ , on average about 6 times the Fly's Eye aperture, with a threshold around  $10^{17} \text{ eV}$ . This takes into account a duty cycle of about 10% which is typical for the fluorescence technique. Another project utilizing this technique is the proposed Japanese Telescope Array [35]. If approved, its effective aperture will be about 10 times that of Fly's Eye above  $10^{17} \text{ eV}$ . The largest project presently under construction is the Pierre Auger Giant Array Observatory [36] planned for two sites, one in Argentina and another in the USA for maximal sky coverage. Each site will have a  $3000 \text{ km}^2$  ground array. The southern site will have about 1600 particle detectors (separated by  $1.5 \text{ km}$  each) overlooked by four fluorescence detectors. The ground arrays will have a duty cycle of nearly 100%, leading to an effective aperture about 150 times as large as the AGASA array. The corresponding cosmic ray event rate above  $10^{20} \text{ eV}$  will be 50–100 events per year.

About 10% of the events will be detected by both the ground array and the fluorescence component and can be used for cross calibration and detailed EAS studies. The energy threshold will be around  $10^{18}$  eV, with full sensitivity above  $10^{19}$  eV.

Recently NASA initiated a concept study for detecting EAS from space [29] by observing their fluorescence light from an Orbiting Wide-angle Light-collector (OWL). This would provide an increase by another factor of  $\sim 50$  in aperture compared to the Pierre Auger Project, corresponding to an cosmic ray event rate of up to a few thousand events per year above  $10^{20}$  eV. Similar concepts being proposed are the AIRWATCH [37] and Maximum-energy Air-Shower Satellite (MASS) [38] missions. The energy threshold of such instruments would be between  $10^{19}$  and  $10^{20}$  eV. This technique would be especially suitable for detection of almost horizontal air showers that could be caused by UHE neutrinos. In addition, for such showers the fluorescence technique could be supplemented by techniques such as radar echo detection [39].

As can be seen from Fig. 1, with an experiment such as OWL, the upper limit on the cross section Eq. (3) could improve by about 4 orders of magnitude, and the lower limit on  $M_{4+n}$  consequently by about a factor 10.

The study of horizontal air showers nicely complements the more traditional technique for neutrino detection in underground detectors. In these experiments, muons created in charged current reactions of neutrinos with nucleons either in water or in ice are detected via the optical Cherenkov light emitted. Due to the increased column depth (see also Fig. 3), this technique would be mostly sensitive to cross sections smaller by about a factor of 100, in a range  $\sim 10^{-31} - 10^{-29}$  cm<sup>2</sup>. For an event rate comparable to the one discussed above for ground based instruments, the effective area of underground detectors needs to be comparable and thus significantly larger than 1 km<sup>2</sup>, with at least some sensitivity to downgoing events. The largest pilot experiments in ice (AMANDA experiment [40]) and in water (Lake Baikal [41] and the now defunct DUMAND experiment [42]) are roughly 0.1 km in size. Next generation deep sea projects such as the ANTARES [44] and NESTOR [45] projects in the Mediterranean, and ICECUBE [46] in Antarctica will significantly improve the volume studied but may not reach the specific requirements for the tests discussed here. Also under consideration are techniques for detecting neutrino induced showers in ice or water acoustically or by their radio emission [47]. Radio pulse detection from the electromagnetic showers created by neutrino interactions in ice [48] could possibly be scaled up to an effective area of  $10^4$  km<sup>2</sup> and may be the most promising option for probing the  $\nu N$  cross section with water or ice detectors. A prototype is represented by the Radio Ice Cherenkov Experiment (RICE) experiment at the South Pole [49].

The bounds we derived here can be even more constraining if the UHE neutrino fluxes are higher than the conservative estimates we used. For instance, the cosmogenic flux was computed [15] by assuming a cosmic ray spectral dependence of  $N(E) \propto E^{-\gamma}$  with  $\gamma = 3$ , consistent with the overall cosmic ray spectrum above  $\sim 10^{15}$  eV. However, at  $\gtrsim 10^{19.5}$  eV, the spectrum appears to flatten down to  $1 \lesssim \gamma \lesssim 2$ , probably suggestive of a new cosmic ray component at these energies. Once more UHECR events are observed, the trend hinted by the AGASA data may be confirmed, giving the source of the UHECRs that generate the cosmogenic neutrinos a much harder spectral index than we assumed. The UHE cosmogenic neutrino flux computed for this flattened spectrum would yield a higher flux and a stronger bound will result. For example, assuming a rather strong source evolution, a  $E^{-1.5}$  injection spectrum [13], would lead up to a 100 fold increase of the cosmogenic flux and consequently a 100 fold improvement of the constraint Eq. (3). See also Ref. [50] for an estimate more optimistic by a factor 10-20 than our conservative one.

Concerning sources of primary UHE neutrinos, current estimates on the flux from the proton blazar model [51], wherein AGN accelerate protons which interact with the local thick photon field, producing pions and therefore neutrinos, do not improve the bound because their maximum flux occurs at lower energies. The topological defect model shown in Fig. 1 [18] would raise the bound to  $\sigma_{\nu N} \lesssim 5.5 \times 10^{-31}$  cm<sup>2</sup> already with existing data, should such a model ever become strongly motivated. Any mechanism predicting fluxes approaching experimental flux limits would exclude a new contribution to the  $\nu N$  cross section beyond the Standard Model at corresponding energies. Particularly high UHE neutrino fluxes are predicted in scenarios where the highest energy cosmic rays are produced as secondaries from Z bosons resonantly produced in interactions of these neutrino primaries with the relic neutrino background [52–54, 13, 18]. In general, any confirmed increase in flux over cosmogenic as currently estimated [15] would improve the bound presented here.

We also consider Markarian 421 as an example of how a point source can impact the bound. Its calculated neutrino flux is  $\sim 50$  eV cm<sup>-2</sup> s<sup>-1</sup> at its peak energy of  $\sim 10^{18}$  eV [55]. This is about an order of magnitude shy of the cosmogenic flux at the same energy, and therefore it will not serve to improve the bound. However, should some new evidence arise against the existence of a cosmogenic flux, point source estimates like this may become the fallback means to constrain  $\sigma_{\nu N}$ .

#### IV. ENERGY DEPENDENCE SIGNATURES AND EXTRA DIMENSION MODELS

In extra dimension scenarios, the virtual exchange of bulk gravitons (Kaluza-Klein modes) leads to extra contributions to any two-particle cross section. For CM energy  $s \lesssim M_{4+n}^2$ , where possible stringy effects are under control [56], these cross sections can be well approximated perturbatively. In contrast, for  $s \gtrsim M_{4+n}^2$  model dependent string excitations can become important and in general one has to rely on extrapolations which can be guided only by general principles such as unitarity [5]. Naively, the exchange of spin 2 bulk gravitons would predict a  $s^2$  dependence of the cross section [57,5]. However, more conservative arguments consistent with unitarity [57,5] suggest a linear growth in  $s$ , and in the following we will assume the following cross section parameterization in terms of  $M_{4+n}$ :

$$\sigma_g \simeq \frac{4\pi s}{M_{4+n}^4} \simeq 10^{-28} \left( \frac{M_{4+n}}{\text{TeV}} \right)^{-4} \left( \frac{E}{10^{19} \text{ eV}} \right) \text{ cm}^2, \quad (7)$$

where the last expression applies to a neutrino of energy  $E$  hitting a nucleon at rest. We note, however, that within a string theory context, Eq. (7) can only be a good approximation for  $s \lesssim M_s^2$ , whereas  $\sigma_g$  may be exponentially suppressed  $\propto \exp[-s/M_s^2]$  above the string scale  $M_s \sim M_{4+n}$  [56]. Physically this can be interpreted as a result of the finite spatial extension of the string states leading to exponentially suppressed form factors. This results in  $\sigma_g \lesssim 4\pi/M_s^2 \lesssim 10^{-32} \text{ cm}^2$ , conservatively assuming  $M_s \gtrsim 100 \text{ GeV}$ . Thus, an experimental detection of the signatures discussed in this section could be a strong argument *against* a stringy origin of extra dimensions which would in itself be an important piece of information.

Fig. 2 shows the neutrino-nucleon cross section based on the Standard Model [31], and three curves for enhanced cross sections, given by the sum

$$\sigma_{tot} = \sigma_{SM} + \sigma_g. \quad (8)$$

These three curves are given for different values of the scale  $M_{4+n}$ . An increase in this mass scale brings the total cross section closer to that of the Standard Model, Eq. (1).

Following a format used previously in the literature [31], we can express these cross sections in a more useful manner. The interaction lengths of neutrinos through various kinds of matter can be directly compared if they are specified in terms of the corresponding interaction lengths in a particular medium. In Fig. 3, the interaction length for neutrinos is plotted in centimeters of water equivalent (cmwe), indicating the appropriate energy range necessary for detection underground and in our atmosphere. The interaction length in cmwe is computed from

$$L_{int} = \frac{1}{\sigma_{\nu N} N_A} \text{ cmwe}, \quad (9)$$

where  $N_A$  is Avogadro's number, since the density of water is  $1 \text{ g/cm}^3$ . In the particular case of extra dimension models with the cross section scaling Eq. (7), Fig. 3 shows that a neutrino becomes unlikely to create a shower below  $5 \times 10^{18} \text{ eV}$ , since  $M_{4+n}$  can't be pushed much below about  $1 \text{ TeV}$  without its effects contradicting current experiments [4].

The total neutrino-nucleon cross section is dominated by a contribution of the form Eq. (7) at energies  $E \gtrsim E_{th}$ , where, for  $M_{4+n} \gtrsim 1 \text{ TeV}$ , the threshold energy can be approximated by

$$E_{th} \simeq 2 \times 10^{13} \left( \frac{M_{4+n}}{\text{TeV}} \right)^{6.28} \text{ eV}. \quad (10)$$

Provided that  $M_{4+n}$  is low enough, the effects of these new interactions should be observable in UHE neutrino interactions. The upper bound Eq. (3) we derived on  $\sigma_{\nu N}$  by merit of current non-observation of horizontal air showers immediately implies a corresponding bound on the mass scale within the context of Eq. (7):

$$M_{4+n} \gtrsim 1.2 \text{ TeV}. \quad (11)$$

This is a strong lower bound, because Eq. (7) specifies a  $M_{4+n}^{-4}$  dependence of the cross section. Comparing with Fig. 3, this new bound implies that horizontal neutrino-induced air showers should reach ground detectors at least up to  $\sim 10^{19} \text{ eV}$ , and vertical neutrino-induced showers should look “normal” (i.e., typically start high in the atmosphere) at most above  $\sim 4 \times 10^{20} \text{ eV}$ .

The bound Eq. (11) is consistent with the best current laboratory bound,  $M_{4+n} \gtrsim 1.26 \text{ TeV}$ , which is from Bhabha scattering at LEP2 [59]. The fact that laboratory bounds are in the TeV range can be understood from Fig. 2 which shows that for smaller mass scales  $\sigma_{tot}$  would be dominated by  $\sigma_g$  already at electroweak scales. Eq. (11) can be

improved beyond this level through more data from the continued search for horizontal showers and independently by any increase in the theoretically expected UHE neutrino flux beyond the conservative cosmogenic flux estimate shown in Fig. 1. We stress again that Eq. (11) derives from the more general bound Eq. (3) valid for CM energies about 3 orders of magnitude above the electroweak scale if  $\sigma_{\nu N} \propto s$  in this energy range, and is thus complementary to laboratory bounds.

It is interesting to note that Eq. (11) does not depend on the number  $n$  of extra dimensions because the assumed cross section Eq. (7) is governed by virtual graviton exchange. This is in contrast to some other astrophysical bounds which depend on the emission of real gravitons causing energy loss in stellar environments [60,61]. The best lower limit of this sort comes from limiting the emission of bulk gravitons into extra dimensions in the hot core of supernova 1987A [60]. In order to retain the agreement between the energy released by the supernova, as measured in neutrinos, and theoretical predictions, the energy flow of gravitons into extra dimensions must be bounded. The strongest contributions to graviton emission comes from nucleon-nucleon bremsstrahlung [60]. The resulting constraints read  $M_6 \gtrsim 50$  TeV,  $M_7 \gtrsim 4$  TeV, and  $M_8 \gtrsim 1$  TeV, for  $n = 2, 3, 4$ , respectively, and, therefore,  $n \geq 4$  is required if neutrino primaries are to serve as a primary candidate for the UHECR events observed above  $10^{20}$  eV. We calculated this bound for the case  $n = 7$  extra dimensions, as motivated by superstring theory. We find the lower bound drops to  $M_{11} \gtrsim 0.05$  TeV, so for higher numbers of extra dimensions, the cosmic ray bound derived here is stronger than type II supernova bounds, for the scaling assumed in Eq. (7).

This assumes that all extra dimensions have the same size given by

$$r_n \simeq M_{4+n}^{-1} \left( \frac{M_{\text{Pl}}}{M_{4+n}} \right)^{2/n} \simeq 2 \times 10^{-17} \left( \frac{\text{TeV}}{M_{4+n}} \right) \left( \frac{M_{\text{Pl}}}{M_{4+n}} \right)^{2/n} \text{ cm}, \quad (12)$$

where  $M_{\text{Pl}}$  denotes the Planck mass. The SN1987A bounds on  $M_{4+n}$  mentioned above translate into the corresponding upper bounds  $r_6 \lesssim 3 \times 10^{-4}$  mm,  $r_7 \lesssim 4 \times 10^{-7}$  mm, and  $r_8 \lesssim 2 \times 10^{-8}$  mm. With the cosmogenic bound and 7 extra dimensions, we have  $r_{11} \lesssim 6 \times 10^{-12}$  mm.

A specific signature of the linear scaling with energy of the cross section Eq. (7) consists of the existence, for a given zenith angle  $\theta$ , of two critical energies. First, there is an energy  $E_1(\theta)$  below which the first interaction point has a flat distribution in column depth, whereas above which this distribution will peak above the ground. This energy is independent of any experimental attributes of the detector, apart from its altitude.

Second, there is an energy  $E_2(\theta) > E_1(\theta)$  below which a large enough part of the resulting shower lies within the sensitive volume to be detectable, and above which the event rate cuts off because primary neutrinos interact too far away from the detector to induce observable showers. This energy is specific to the detector involved.

We show the zenith angle dependence of these two critical energies in Fig. 4, where we have assumed approximate experimental parameters for the Fly’s Eye experiment given in [25], at an atmospheric depth of 860 g/cm<sup>2</sup>; both Auger sites are within a few hundred meters of this altitude as well. For simplicity, we have assumed that the Fly’s Eye detects showers above  $10^{19}$  eV, provided that they initiate and touch ground within 20 km of the detector. Following [2], we assume a standard exponential atmosphere of scale height 7.6 km, and a spherical (rather than planar) Earth.

These zenith angle plots can easily be expressed in terms of cross sections instead of energies, and be generalized to other energy dependences. They have two purposes. First, upon adding UHECR data on such a plot, a resemblance to the arcing curves shown would give strong support to the respective energy scaling. Second, in the specific case of Eq. (7), owing again to the 4th power dependence on the quantum gravity scale  $M_{4+n}$ , Fig. 4 serves as a good means for determining this mass scale by comparing the data curves to those predicted. Of course, this will only work in directions in which the neutrino-induced EAS rate is not dominated by the ordinary UHECR induced rate. This restriction may necessitate additional discriminatory information such as the shower depth at maximum.

This approach requires more data, which will likely come from the HiRes Fly’s Eye and the Pierre Auger observatories. Because these facilities can see nitrogen fluorescence shower trails in the sky, they are better equipped to see horizontal showers than ground arrays alone. In addition, they utilize more than one “eye” so their angular resolution is  $\Delta\theta \lesssim 2^\circ$  [62].

As mentioned above, “traditional” neutrino telescopes based on water and ice as detector medium could be used similarly to probe a range of smaller  $\nu N$  cross sections  $\sim 10^{-31} - 10^{-29}$  cm<sup>2</sup>, if their size significantly exceeds 1 km and if they are sensitive to at least a limited range of zenith angles  $\theta < 90^\circ$ , i.e. above the horizon. For example, the ratio of upgoing to downgoing events in the 10 – 100 PeV range could be a measure of the absolute  $\nu N$  cross section at these energies [5].

UHE cosmic rays and neutrinos together with other astrophysical and cosmological constraints thus provide an interesting testing ground for new interactions beyond the Standard Model, as suggested for example in scenarios involving additional large compact dimensions. In the context of these scenarios we mention that Newton’s law of gravity is expected to be modified at distances smaller than the length scale given by Eq. (12). Indeed, there

are laboratory experiments measuring gravitational interaction at smaller distances than currently measured (for a recent review of such experiments see Ref. [63]), which also probe these theories. Thus, future UHECR experiments and gravitational experiments in the laboratory together have the potential of providing rather strong tests of these theories. These tests complement constraints from collider experiments [6].

## V. CONCLUSIONS

A direct measurement approach has been presented here for bounding the extent to which UHE neutrinos acquire greater interactions with matter than the Standard Model prescribes. By looking for nearly horizontal air showers, we can limit the UHE neutrino flux striking Earth. When this is combined with an almost necessary source of cosmogenic UHE neutrinos, a model-independent upper limit on the cross section results. Air shower experiments can also test for the energy dependence of cross sections in the range  $\sim 10^{-29} - 10^{-27} \text{ cm}^2$ ; we have discussed the specific case of a linear energy dependence, as motivated by some large extra compact dimensions models that have enjoyed much recent attention in the community. In such scenarios, fundamental quantum gravity scales in the  $1 - 10 \text{ TeV}$  range can be probed. We have also pointed out that experimental verification of the signatures discussed here could potentially provide strong arguments *against* string theories with mass scales in the  $\text{TeV}$  range.

If this method proves beneficial, knowledge will be gained about new interactions at ultra-high energies. Should the data support extra dimensions, our understanding of UHE interactions between *all* particles (not just  $\nu N$ ) will be changed because changes in gravity affect every particle. In general, cosmic neutrinos and UHECRs will probe interactions at energies a few orders of magnitude beyond what can be achieved in terrestrial accelerators in the foreseeable future.

## ACKNOWLEDGMENTS

We would like to thank Pierre Binetruy, Sean Carroll, Emilian Dudas, and Gia Dvali for valuable conversations, Mary Hall Reno and Ren-Jie Zhang for their timely correspondence, and Murat Boratav for comments on the manuscript.

- 
- [1] G. Burdman, F. Halzen, and R. Gandhi, Phys. Lett. B 417 (1998) 107.
  - [2] J. Bordes et al., Astropart. Phys. 8 (1998) 135; in *Beyond the Standard Model. From Theory to Experiment* (Valencia, Spain, 13-17 October 1997), eds. I. Antoniadis, L. E. Ibanez, and J. W. F. Valle (World Scientific, Singapore, 1998), p. 328 (e-print hep-ph/9711438).
  - [3] G. Domokos and S. Kovesi-Domokos, Phys. Rev. Lett. 82 (1999) 1366.
  - [4] N. Arkani-Hamed, S. Dimopoulos, and G. Dvali, Phys. Lett. B 429 (1998) 263; I. Antoniadis, N. Arkani-Hamed, S. Dimopoulos, and G. Dvali, Phys. Lett. B 436 (1998) 257; N. Arkani-Hamed, S. Dimopoulos, and G. Dvali, Phys. Rev. D 59 (1999) 086004.
  - [5] P. Jain, D. W. McKay, S. Panda, and J. P. Ralston, e-print hep-ph/0001031.
  - [6] see, e.g., T. G. Rizzo and J. D. Wells, Phys. Rev. D 61 (2000) 016007; A. Delgado, A. Pomarol, and M. Quiros, e-print hep-ph/9911252; E. Accomando, I. Antoniadis, and K. Benakli, e-print hep-ph/9912287; S. Cullen, M. Perelstein, and M. E. Peskin, e-print hep-ph/0001166.
  - [7] E. Kolb and M. Turner, "The Early Universe," 1990.
  - [8] K. Greisen, Phys. Rev. Lett. 16 (1966) 748; G. T. Zatespin and V. A. Kuzmin, JETP Lett. 4 (1966) 78.
  - [9] N. Hayashida et al., Phys. Rev. Lett. 73 (1994) 3491; S. Yoshida et al., Astropart. Phys. 3 (1995) 105; M. Takeda et al., Phys. Rev. Lett. 81 (1998) 1163; see also <http://icrsun.icrr.u-tokyo.ac.jp/as/project/agasa.html>.
  - [10] D. J. Bird et al., Phys. Rev. Lett. 71 (1993) 3401; Astrophys. J. 424 (1994) 491; *ibid.* 441 (1995) 144.
  - [11] G. Parente and E. Zas, Proc. 7th Int. Workshop on Neutrino Telescopes (Venice, Italy, 1996); M. Boratav, *ibid.*
  - [12] see e.g., Auger GAP-note 99-30.
  - [13] S. Yoshida, H. Dai, C. C. H. Jui, and P. Sommers, Astrophys. J. 479 (1997) 547.
  - [14] P. Lipari, Astropart. Phys. 1 (1993) 195.
  - [15] R. J. Protheroe and P. A. Johnson, Astropart. Phys. 4 (1996) 253, and erratum *ibid.* 5 (1996) 215.
  - [16] R. Protheroe, in *Accretion Phenomena and Related Outflows*, Vol. 163 of IAU Colloquium, eds. D. Wickramasinghe, G. Bicknell, and L. Ferrario (Astron. Soc. of the Pacific, 1997), p. 585.

- [17] R. Mukherjee and J. Chiang, *Astropart. Phys.* 11 (1999) 213.
- [18] G. Sigl, S. Lee, P. Bhattacharjee, and S. Yoshida, *Phys. Rev. D* 59 (1999) 043504.
- [19] P. Bhattacharjee and G. Sigl, e-print astro-ph/9811011, *Physics Reports*, in press.
- [20] A. V. Olinto, astro-ph/0002006, *Physics Reports*, in press (2000).
- [21] See, e.g., M. A. Lawrence, R. J. O. Reid, and A. A. Watson, *J. Phys. G Nucl. Part. Phys.* 17 (1991) 733, and references therein; see also <http://ast.leeds.ac.uk/haverah/hav-home.html>.
- [22] W. Rhode et al., *Astropart. Phys.* 4 (1996) 217.
- [23] *Proc. 24th International Cosmic Ray Conference* (Istituto Nazionale Fisica Nucleare, Rome, Italy, 1995)
- [24] M. Aglietta et al. (EAS-TOP collaboration), in [23], Vol. 1, 638.
- [25] R. M. Baltrusaitis et al., *Astrophys. J.* 281 (1984) L9; *Phys. Rev. D* 31 (1985) 2192.
- [26] J. J. Blanco-Pillado, R. A. Vázquez, and E. Zas, *Phys. Rev. Lett.* 78 (1997) 3614; K. S. Capelle, J. W. Cronin, G. Parente, and E. Zas, *Astropart. Phys.* 8 (1998) 321.
- [27] *Proc. 25th International Cosmic Ray Conference*, eds.: M. S. Potgieter et al. (Durban, 1997).
- [28] *Proc. of International Symposium on Extremely High Energy Cosmic Rays: Astrophysics and Future Observatories*, ed. M. Nagano (Institute for Cosmic Ray Research, Tokyo, 1996).
- [29] J. F. Ormes et al., in [27], Vol. 5, 273; Y. Takahashi et al., in [28], p. 310; see also <http://lheawww.gsfc.nasa.gov/docs/gamcosray/hecr/OWL/>.
- [30] J. P. Rachen and P. L. Biermann, *Astron. Astrophys.* 272 (1993) 161.
- [31] R. Gandhi, C. Quigg, M. H. Reno, and I. Sarcevic, *Astropart. Phys.* 5 (1996) 81; *Phys. Rev. D* 58 (1998) 093009; M. H. Reno and C. Quigg, *Phys. Rev. D* 37 (1988) 657.
- [32] H. Goldberg and T. J. Weiler, *Phys. Rev. D* 59 (1999) 113005.
- [33] S. C. Corbató et al., *Nucl. Phys. B (Proc. Suppl.)* 28B (1992) 36; D. J. Bird et al., in [23], Vol. 2, 504; Vol. 1, 750; M. Al-Seady et al., in [28], p. 191; see also <http://bragg.physics.adelaide.edu.au/astrophysics/HiRes.html>.
- [34] *Proc. 26th International Cosmic Ray Conference*, eds.: D. Kieda, M. Salamon, and B. Dingus (Salt Lake City, Utah, 1999).
- [35] M. Teshima et al., *Nucl. Phys. B (Proc. Suppl.)* 28B (1992), 169; M. Hayashida et al., in [28], p. 205; see also <http://www-ta.icrr.u-tokyo.ac.jp/>.
- [36] J. W. Cronin, *Nucl. Phys. B (Proc. Suppl.)* 28B (1992) 213; The Pierre Auger Observatory Design Report (2nd edition), March 1997; see also <http://http://www.auger.org/> and <http://www-lpnhep.in2p3.fr/auger/welcome.html>.
- [37] J. Linsley, in Ref. [27], Vol. 5, 381.
- [38] J. Linsley et al., in [27], Vol. 5, 385; P. Attinà et al., *ibid.*, 389; J. Forbes et al., *ibid.*, 273.
- [39] P. W. Gorham, e-print hep-ex/0001041.
- [40] For general information see <http://amanda.berkeley.edu/>; see also F. Halzen, *New Astron. Rev.* 42 (1999) 289; E. Andres et al., e-print astro-ph/9906203, submitted to *Astropart. Phys.*; AMANDA collaboration, e-print astro-ph/9906205, talk presented at the 8th Int. Workshop on Neutrino Telescopes, Venice, February, 1999.
- [41] For general information see <http://www.ifh.de/baikal/baikalhome.html>; also see Baikal Collaboration, e-print astro-ph/9906255, talk given at the 8th Int. Workshop on Neutrino Telescopes, Venice, Feb 1999.
- [42] See <http://dumand.phys.washington.edu/~dumand/>.
- [43] *Proceedings of the 19th Texas Symposium on Relativistic Astrophysics* (Paris, France, 1998).
- [44] For general information see <http://antares.in2p3.fr/antares/antares.html>; see also S. Basa, in [43] (e-print astro-ph/9904213); ANTARES Collaboration, e-print astro-ph/9907432.
- [45] For general information see <http://www.roma1.infn.it/nestor/nestor.html>.
- [46] For general information see <http://www.ps.uci.edu/~icecube/workshop.html>; see also F. Halzen, *Am. Astron. Soc. Meeting* 192 (1998) # 62 28; AMANDA collaboration, e-print astro-ph/9906205, talk presented at the 8th Int. Workshop on Neutrino Telescopes, Venice, Feb 1999.
- [47] P. B. Price, *Astropart. Phys.* 5 (1996) 43.
- [48] G. A. Askaryan, *Sov. Phys. JETP* 14 (1962) 441; M. Markov and I. Zheleznykh, *Nucl. Instr. Meth. Phys. Res. Sect. A* 248 (1986) 242; F. Halzen, E. Zas and T. Stanev, *Phys. Lett. B* 257 (1991) 432; E. Zas and F. Halzen and T. Stanev, *Phys. Rev. D* 45 (1992) 362; A. L. Provorov and I. M. Zheleznykh, *Astropart. Phys.* 4 (1995) 55; G. M. Frichter, J. P. Ralston, and D. W. McKay, *Phys. Rev. D* 53 (1996) 1684.
- [49] For general information see <http://kuhep4.phsx.ukans.edu/~iceman/index.html>.
- [50] F. W. Stecker, C. Done, M. H. Salamon, and P. Sommers, *Phys. Rev. Lett.* 66 (1991) 2697.
- [51] K. Mannheim, R. Protheroe, and J. Rachen, e-prints astro-ph/9812398 and astro-ph/9908031.
- [52] T. J. Weiler, *Phys. Rev. Lett.* 49 (1982) 234; *Astrophys. J.* 285 (1984) 495.
- [53] E. Roulet, *Phys. Rev. D* 47 (1993) 5247.
- [54] S. Yoshida, *Astropart. Phys.* 2 (1994) 187; S. Yoshida, G. Sigl, and S. Lee, *Phys. Rev. Lett.* 81 (1998) 5505.
- [55] F. Halzen and E. Zas, *Astrophys. J.* 488 (1997) 66.
- [56] E. Dudas and J. Mourad, e-print hep-th/9911019.
- [57] S. Nussinov and R. Shrock, *Phys. Rev. D* 59 (1999) 105002.
- [58] A. M. Dziewonski, A. L. Hales, and E. R. Lapwood, *Physics of the Earth and Planetary Interiors*, 10 (1975) 12-48.
- [59] D. Bourilkov, *JHEP* 9908 (1999) 006.



- [60] S. Cullen and M. Perelstein, Phys. Rev. Lett. 83 (1999) 268; V. Barger, T. Han, C. Kao, and R.-J. Zhang, Phys. Lett. B 461 (1999) 34.
- [61] S. Cassisi et al., e-print astro-ph/0002182.
- [62] Design Report of the Pierre Auger Collaboration, Fermilab Report, February 1997.
- [63] J. C. Long, H. W. Chan, and J. C. Price, Nucl. Phys. B 539 (1999) 23.

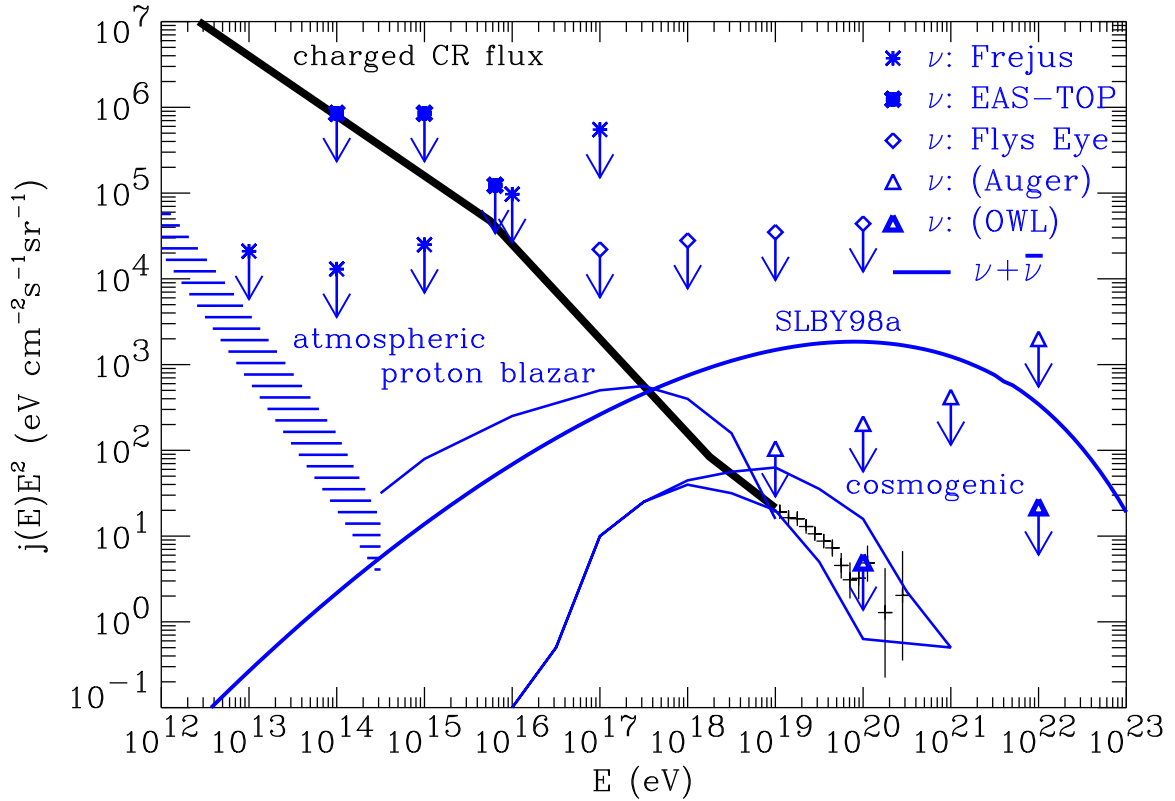


FIG. 1. Predictions for the summed differential fluxes of all neutrino flavors (solid lines) from the atmospheric background for different zenith angles [14] (hatched region marked “atmospheric”), from UHECR interactions with the CMB [15] (the two curves labeled “cosmogenic” indicating a typical uncertainty range), from proton blazars that are photon optically thick to nucleons but contribute to the diffuse  $\gamma$ -ray flux [16] (“proton blazar”), and for a model where UHECRs are produced by decay of particles close to the Grand Unification Scale (“SLBY98”, see Ref. [18] for details). 1 sigma error bars are shown on the combined data from the Haverah Park [21], the Fly’s Eye [10], and the AGASA [9] experiments above  $10^{19}$  eV. Also shown are piecewise power law fits to the observed charged CR flux (thick solid line). Points with arrows represent approximate upper limits on the diffuse neutrino flux from the Frejus [22], the EAS-TOP [24], and the Fly’s Eye [25] experiments, as indicated. The projected sensitivity for the Pierre Auger project is using the acceptance estimated in Ref. [26], and the one for the OWL concept study is based on Ref. [29], both assuming observations over a few years period.

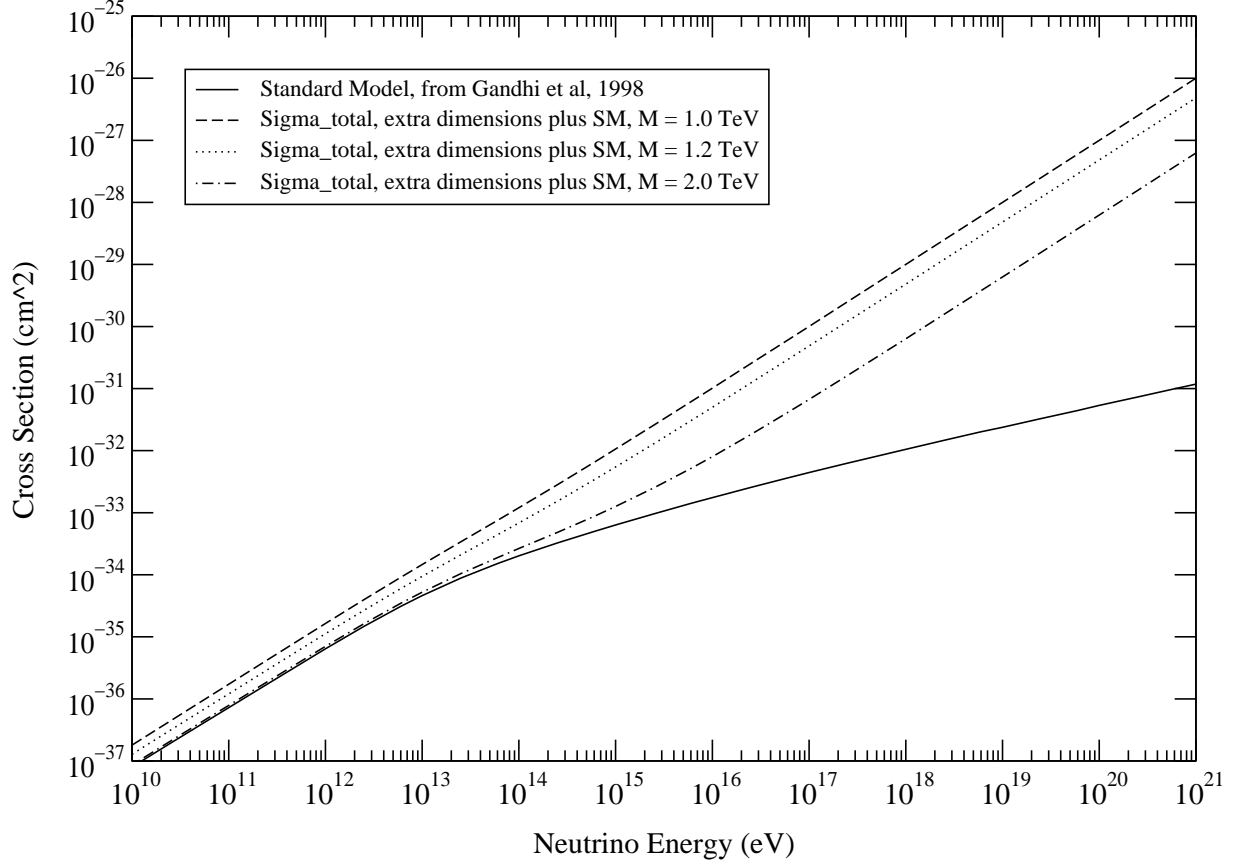


FIG. 2. Total cross section for  $\nu N$  interaction, assuming neutrinos incident on nucleons at rest. The solid curve is for the Standard Model [31]. Remaining curves give Standard Model plus the contribution from extra dimensions at various scales in the parameterization of Eq. (7): dashed line for  $M_{4+n} = 1.0$  TeV, dotted line for  $M_{4+n} = 1.2$  TeV, dot-dashed line for  $M_{4+n} = 2.0$  TeV.

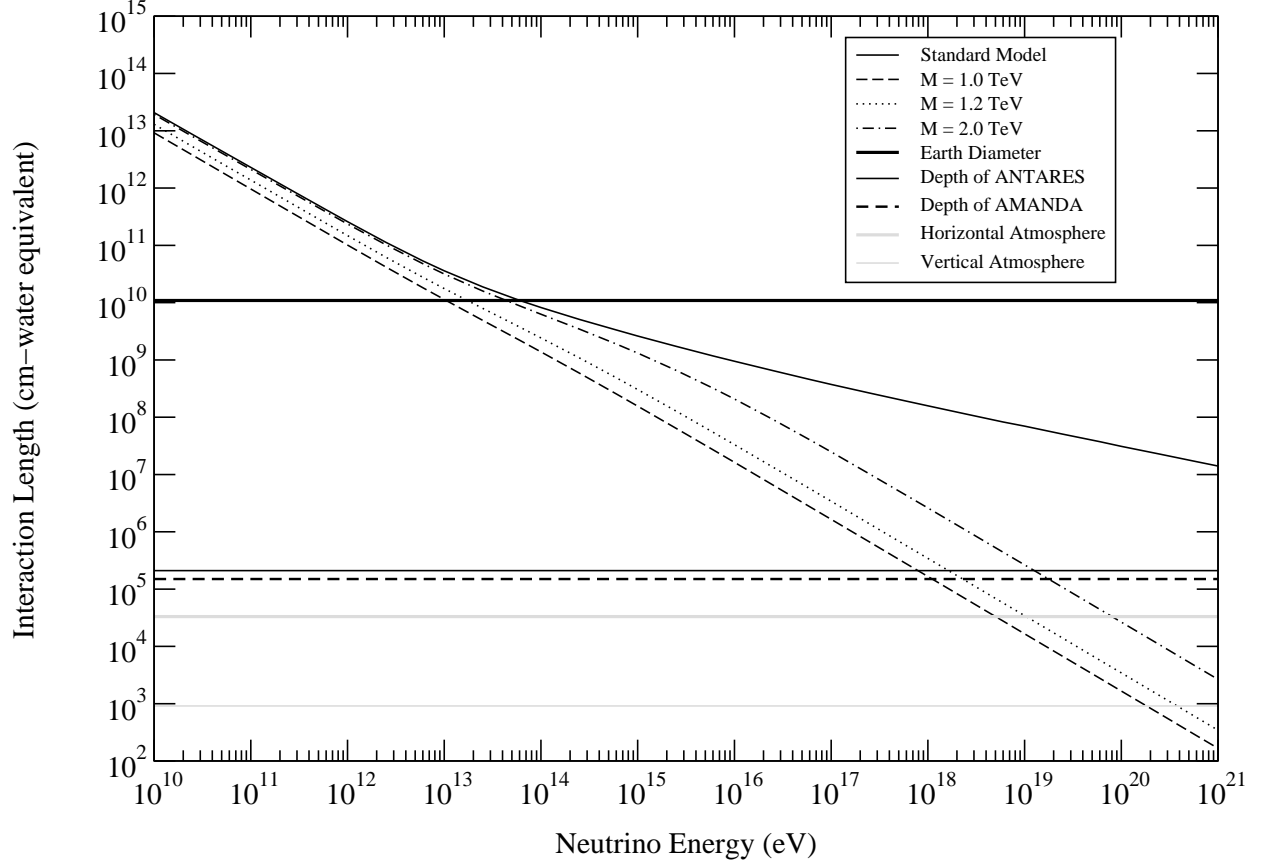


FIG. 3. Interaction length for  $\nu N$  interaction in water or ice, assuming neutrinos incident on nucleons at rest, similar to plots in Ref. [31]. Curved, diagonal lines correspond to the same cross sections as in Fig. 2. Horizontal lines, from top to bottom, correspond to the water equivalent of the Earth along a diameter, the depth of the ANTARES and AMANDA neutrino observatories, the thickness of the atmosphere taken horizontally (along a tangent to the spherical Earth's surface), and the thickness of the atmosphere taken vertically (zero zenith angle). The Earth diameter in cmwe is computed from a parameterized Earth model [58] of Earth's internal structure, and the atmosphere is treated as exponential, as defined in the text.

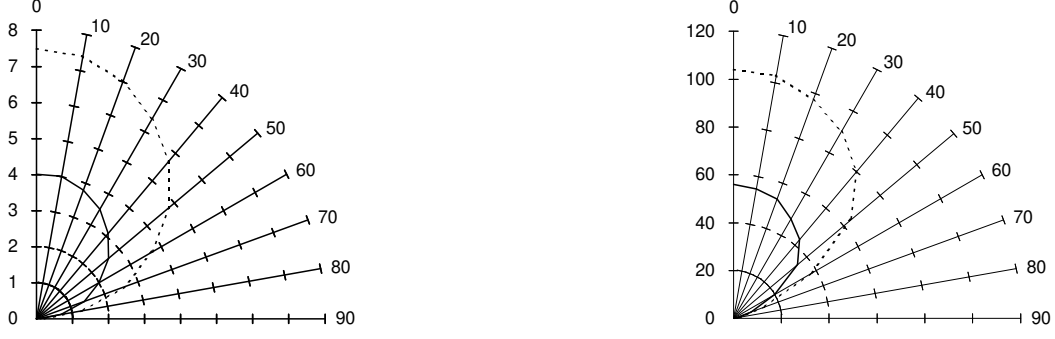


FIG. 4. The critical energies  $E_1(\theta)$  (left panel) and  $E_2(\theta)$  (right panel) as a function of zenith angle for neutrino-induced air showers, as discussed in the text. Energy is plotted radially in units of  $10^{20}$  eV. The solid curve is for  $M_{4+n} = 1.2$  TeV and the dashed curve is for 1.4 TeV, for comparison. These curves apply to detectors located near an atmospheric depth of  $860 \text{ g/cm}^2$ , including Fly's Eye and both Auger sites.