

DECONFINEMENT AND CHIRAL SYMMETRY RESTORATION

Frithjof Karsch

Fakultät für Physik

Universität Bielefeld, D-33615 Bielefeld, Germany

We discuss the critical behaviour of strongly interacting matter close to the QCD phase transition. Emphasis is put on a presentation of results from lattice calculations that illustrate deconfining as well as chiral symmetry restoring features of the phase transition. We show that both transitions coincide in QCD while they fall apart in an $SU(3)$ gauge theory coupled to adjoint fermions. We also discuss some results on deconfinement in quenched QCD at non-zero baryon number.

1 Introduction

The interest in analyzing the properties of QCD at non-zero temperature is twofold. On the one hand it is the goal to reach a quantitative description of the behaviour of matter at high temperature and density. This does provide important input for a quantitative description of experimental signatures for the occurrence of a phase transition in heavy ion collisions and should also help to understand better the phase transitions that occurred during the early times of the evolution of the universe. Eventually it also may allow to answer the question whether a quark-gluon plasma can exist in the interior of dense neutron stars. For this reason one would like to reach a quantitative understanding of the QCD equation of state, determine critical parameters such as the critical temperature and the critical energy density and predict the modification of basic hadron properties (masses, decay widths) with temperature and density. On the other hand the analysis of a complicated quantum field theory at non-zero temperature can also help to improve our understanding of its non-perturbative properties at zero temperature. The introduction of an external control parameter (temperature) allows to observe the response of different observables to this and may provide a better understanding of their interdependence¹. In particular, one would like to clarify the role of confinement and chiral symmetry breaking for the QCD phase transition.

In which respect is the QCD phase transition deconfining and/or chiral symmetry restoring? In the next section we will address this question and will present some basic results on the QCD equation of state and critical parameters at the transition point obtained from lattice QCD. In section 3 we will discuss deconfinement and chiral symmetry restoration in an $SU(3)$ gauge theory with adjoint fermions. First exploratory results on deconfinement in QCD at non-

zero baryon number will be discussed in section 4 and in section 5 we give our conclusions. Throughout this write-up we will as far as possible try to avoid going into details of the actual lattice calculations. Basics concepts of the lattice formulation of QCD relevant for finite temperature calculations and in particular for the discussion of deconfinement and chiral symmetry restoration can be found for instance in Refs. 2 and 3.

2 The QCD phase transition

Two properties of QCD explain the basic features of the observed spectrum of hadrons – confinement and chiral symmetry breaking. While the former explains why we observe only colourless states in the spectrum the latter describes the presence of light Goldstone particles, the pions. The confining property of QCD manifests itself in the large distance behaviour of the heavy quark potential. At zero temperature the potential rises linearly at large distances, $V_{\bar{q}q}(r) \sim \sigma r$, where $\sigma \simeq (420 \text{ MeV})^2$ denotes the string tension, and forces the quarks and gluons to be confined in a *hadronic bag*. Chiral symmetry breaking leads to a non-vanishing quark anti-quark condensate, $\langle \bar{q}q \rangle \simeq (250 \text{ MeV})^3$, in the vacuum. Inside the hadron bag, however, the condensate vanishes. At high temperatures the individual hadronic bags are expected to merge to a single large bag, in which quarks and gluons can move freely. This bag picture provides some intuition for the occurrence of deconfinement and chiral symmetry restoration. A priori it is, however, not evident that confinement and the broken chiral symmetry have to get lost at the same temperature. It has been speculated that two distinct phase transitions leading to deconfinement at T_d and chiral symmetry restoration at T_χ could occur in QCD⁴. General arguments about the scales involved suggest that $T_d \leq T_\chi$.

In fact, the discussion of confinement and deconfinement in terms of the heavy quark potential as presented above makes sense only in the limit of heavy quarks. For light quarks the spontaneous creation of quark anti-quark pairs from the vacuum leads to a breaking of the “string” between static quark sources, *i.e.* the potential tends to a constant value for $r \rightarrow \infty$. In particular at large temperature the distinction between confinement and deconfinement thus seems to become a qualitative one. This is evident from a comparison of heavy quark potentials calculated in QCD with light quarks as well as in the quenched limit at temperatures close but below the phase transition⁵. The potential shown in Figure 1 has been obtained from a calculation of expectation values of the Polyakov loop correlation function

$$\exp\left(-\frac{V_{\bar{q}q}(r, T)}{T}\right) = \langle \text{Tr} L_{\vec{x}} \text{Tr} L_{\vec{y}}^\dagger \rangle \quad , \quad r = |\vec{x} - \vec{y}| \quad (1)$$

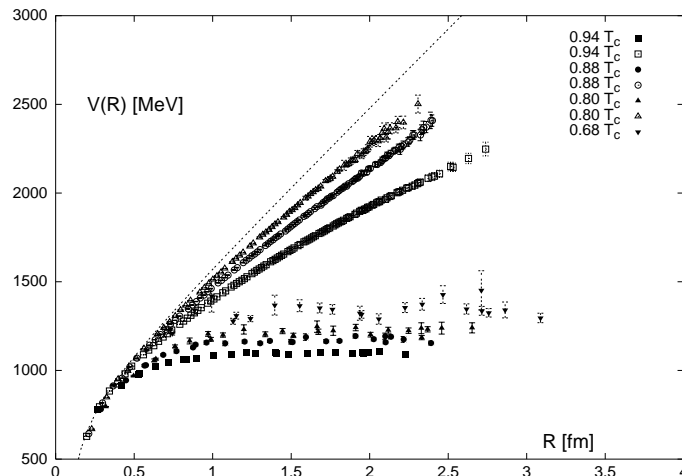


Figure 1: The heavy quark potential in 2-flavour QCD with quarks of mass $m/T = 0.15$ extracted from calculations on a $16^3 \times 4$ lattice and in quenched QCD on $32^3 \times 4$ lattices. The dashed line shows results for the potential at $T \simeq 0$.

where $L_{\vec{x}}$ and $L_{\vec{y}}^\dagger$ represent a static quark and anti-quark pair located at the spatial points \vec{x} and \vec{y} , respectively^a.

At large distances the Polyakov loop correlation function, Eq. 1, approaches $|\langle L \rangle|^2$, where L is given by $L = N_\sigma^{-3} \sum_{\vec{x}} \text{Tr} L_{\vec{x}}$. The Polyakov loop expectation value $\langle L \rangle$ thus reflects the behaviour of the heavy quark potential at large distances. A sudden rise in $\langle L \rangle$ indicates that the heavy quark potential flattens already at even shorter distances; the magnitude of $\langle L \rangle$ thus still signals the transition from a confining to a deconfining thermal medium. This transition also manifests itself in the occurrence of a peak in the Polyakov loop susceptibility,

$$\chi_L = \langle L^2 \rangle - \langle L \rangle^2 \quad . \quad (2)$$

The temperature dependence of chiral properties of QCD on the other hand becomes visible directly through the temperature dependence of the chiral condensate, $\langle \bar{\psi}\psi \rangle$ as well as its derivative with respect to the quark mass, the chiral susceptibility, χ_m ,

$$\chi_m = \frac{\partial}{\partial m_q} \langle \bar{\psi}\psi \rangle \quad . \quad (3)$$

^aFurther details on the definition of this observable is given for instance in Ref. 2

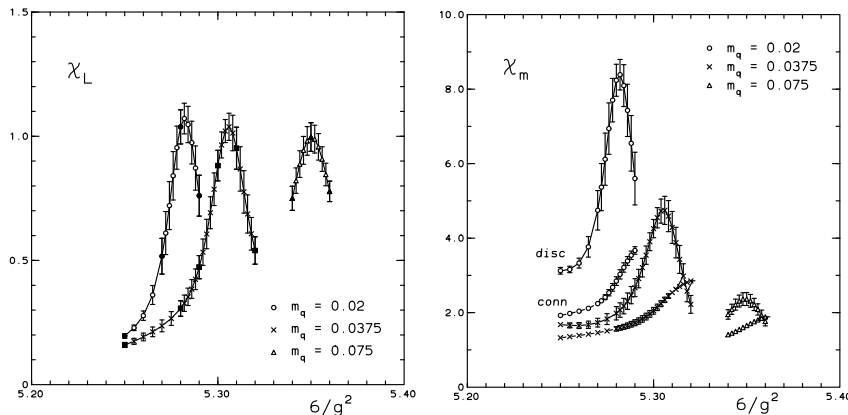


Figure 2: Polyakov loop and chiral susceptibilities versus $\beta = 6/g^2$ in 2-flavour QCD for several values of the quark mass.

Results from a calculation of these observables for QCD with two light quarks⁶ are shown in Figure 2 as a function of the lattice bare coupling $\beta = 6/g^2$. Evidently the peak in both susceptibilities is located at the same value of the (pseudo)-critical couplings, $\beta_c(m_q)$. This indicates that the transition to a deconfined, chirally symmetric phase occurs at the same temperature. These results provide the basic evidence for the existence of a single phase transition in QCD.

In fact, the finite peak heights of the susceptibilities shown in Figure 2 as well as the rapid but smooth variation of $\langle L \rangle$ and $\langle \bar{\psi}\psi \rangle$ itself do not yet correspond to a *true* phase transition. This would be signaled by diverging susceptibilities and is expected to occur only in the infinite volume and zero quark mass limit^b. In this respect it is interesting to note that the chiral susceptibility grows rapidly with decreasing quark mass while the Polyakov loop susceptibility shows little variation with m_q in the quark mass regime covered in Figure 2. In fact, when compared to the heavy quark mass regime the peak in the Polyakov loop susceptibility has dropped substantially⁷.

We conclude that observables directly related to chiral symmetry restoration show critical behaviour in the zero quark mass limit, while observables related to deconfinement do not seem to become singular in this limit. In this

^bThis is correct only when the phase transition is second order. In the case of a first order transition the susceptibilities would diverge already for masses below a certain non-zero quark mass.

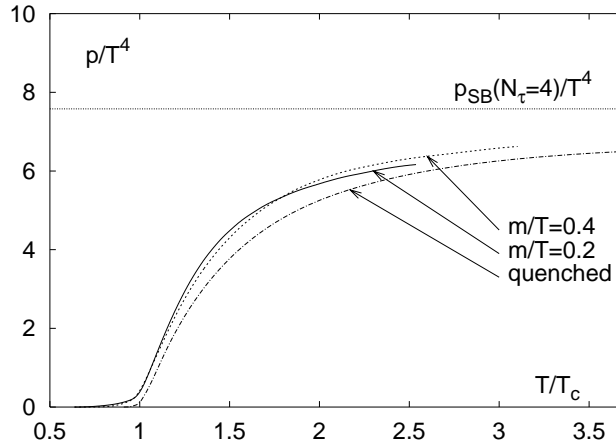


Figure 3: The pressure in units of T^4 versus T/T_c for a pure SU(3) gauge theory (quenched) and four flavour QCD with two different values of the quark mass ($m/T = 0.2, 0.4$). The numerical results for four flavour QCD have been rescaled by the corresponding ratio of ideal gas values, $p_{\text{SB}}(n_f = 4)/p_{\text{SB}}(n_f = 0)$.

respect it may be justified to call the QCD phase transition a *chiral phase transition*. However, this is only one feature of the transition. The deconfining aspect of the transition is particularly evident when looking at the behaviour of bulk thermodynamic observables like the energy density or the pressure. Asymptotically, for $T \rightarrow \infty$, these quantities approach the value of an ideal gas and thus directly reflect the number of light degrees of freedom in the system. For QCD with n_f light (massless) quarks and anti-quarks as well as $N_c^2 - 1$ gluons ($N_c = 3$) the pressure and energy density approach the Stefan-Boltzmann value,

$$\frac{p_{\text{SB}}}{T^4} = \frac{1}{3} \frac{\epsilon_{\text{SB}}}{T^4} = \frac{\pi^2}{45} \left(N_c^2 - 1 + \frac{7}{4} N_c n_f \right) \quad , \quad (4)$$

which directly counts the relevant number of light degrees of freedom. Above T_c these degrees of freedom get liberated which is reflected in a rapid rise of the energy density and the pressure. In Figure 3 we show a comparison of the temperature dependence of the pressure calculated in the SU(3) gauge theory⁸ ($n_f = 0$) and four flavour QCD⁹ ($n_f = 4$). In both cases the high temperature limits differ by more than a factor of three. Nonetheless, when normalized to the corresponding Stefan-Boltzmann values the pressure p/p_{SB} shows a similar

temperature dependence. Bulk thermodynamic observables like the pressure thus show that the light partonic degrees of freedom indeed get liberated at T_c . Their sudden increase reflects the onset of deconfinement.

3 SU(3) gauge theory with adjoint fermions

To some extent the existence of a single phase transition in QCD may not be too surprising. After all the QCD Lagrangian has only one global symmetry – chiral symmetry, which at vanishing quark mass is spontaneously broken. Only in the pure gauge limit, *i.e.* the limit of infinitely heavy quarks there exists another exact symmetry, the Z(3) center symmetry, which is related to confinement in the literal sense that $V_{\bar{q}q}(r, T)$ approaches infinity for $r \rightarrow \infty$. The Z(3) symmetry does get spontaneously broken at the critical temperature of the SU(3) gauge theory. For all finite values of the quark mass it is, however, explicitly broken. The importance of the realization of an exact center symmetry in the Lagrangian for the existence of a *true* phase transition related to deconfinement can be analyzed in a QCD-related model like the SU(3) gauge theory with fermions in the adjoint rather than in the fundamental representation (aQCD)^{10,11}. The lattice formulation of aQCD is obtained from that of ordinary QCD by replacing the three-dimensional representation of the gauge link matrices, $U^{(3)}$, in the fermionic part of the action by the corresponding eight-dimensional representation, $U^{(8)}$,

$$S_{\text{aQCD}} = S_G + S_F(U^{(8)}) \quad \text{with} \quad U_{a,b}^{(8)} = \frac{1}{2} \text{Tr} U^{(3)} \lambda_a U^{(3)} \lambda_b \quad . \quad (5)$$

At zero temperature this theory has a broken chiral symmetry and an exact Z(3) center symmetry, *i.e.* for all values of the adjoint fermion mass it is strictly confining for fundamental charges which are used to probe the heavy quark potential. What is less obvious though is that the Z(3) symmetry plays any role for the deconfinement of the dynamical degrees of freedom participating in the thermodynamics, in particular for the adjoint quarks which are blind to the center symmetry^c. In Figure 4 we show the Polyakov loop expectation values for fundamental and adjoint charges as well as the fermion condensate. It is evident that there are two distinct phase transitions, *i.e.* deconfinement occurs before chiral symmetry restoration ($T_\chi \simeq 8T_d$)¹¹.

Contrary to QCD the SU(3) gauge theory with adjoint quarks has an intermediate phase where confinement is lost but chiral symmetry remains broken. It is apparent from Figure 4 that in this phase the chiral condensate

^cThe potential between static charges in the adjoint representation is not confining; at large distances string breaking occurs.

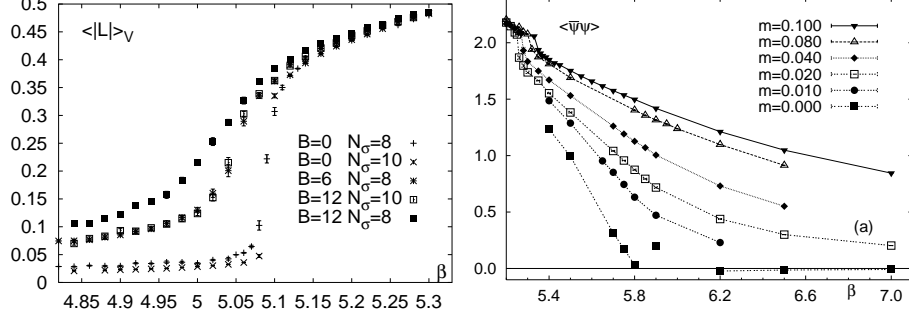


Figure 4: Polyakov loop expectation value, L_3 , in the fundamental representation obtained from simulations on $8^3 \times 4$ lattices with adjoint fermions of various masses (left) and the fermion condensate (right) obtained with the same simulation parameters.

is much more sensitive to changes of the fermion mass than in the confined phase. In fact, for $T_d < T < T_\chi$ the leading fermion mass dependence of the chiral condensate is

$$\langle \bar{\psi}\psi \rangle = a_0 + a_1 m^{1/2} + \mathcal{O}(m) \quad , \quad (6)$$

whereas below T_d the leading correction only starts at $\mathcal{O}(m)$. This is even more evident from the chiral susceptibility of aQCD shown in Figure 5. In the intermediate phase χ_m shows a strongly quark mass dependent plateau which diverges like $m^{-1/2}$. The occurrence of such a divergence in the chiral susceptibility below but close to T_χ has been expected. It was shown to exist in $3d$ sigma model where it arises from fluctuations of Goldstone modes in the unbroken directions¹². We thus find that universality indeed links the chiral properties of $(3+1)$ dimensional aQCD below T_χ and $3d$ sigma model. To establish this relation also directly at T_χ seems to be more difficult. Here a more rapid divergence, $\chi_m \sim m^{1/\delta-1} \sim m^{-0.8}$, is expected. Although the simulation results shown in Figure 5 indicate such a more rapid divergence at T_χ , the corresponding peak in χ_m shows up only for rather small quark masses and a reliable determination of critical indices is not yet possible.

A similar behaviour is expected to occur in QCD. So far the studies of chiral properties at the QCD phase transition, however, did not yield the critical indices expected on the basis of universality arguments^{6,13}. From the study of chiral symmetry breaking in aQCD one might conclude that the occurrence of additional subleading singularities as well as the strong influence of confinement on the quark mass dependence of chiral observables do make a more complex analysis of chiral observables in QCD necessary that also takes into account subleading dependences on the quark mass.

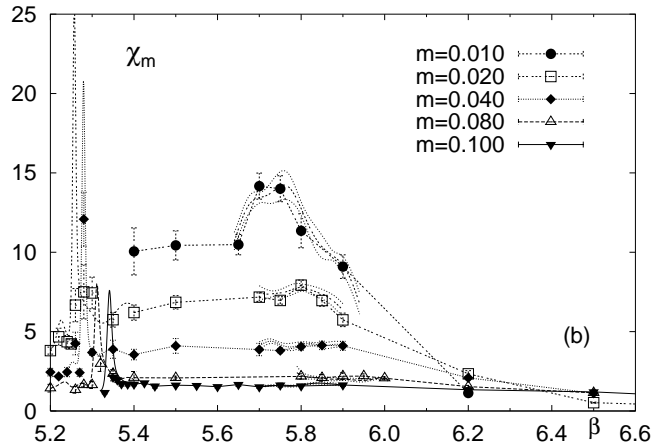


Figure 5: Polyakov loop susceptibility of aQCD versus β for several values of the fermion mass.

4 Deconfinement in quenched QCD at non-zero baryon number

The formulation of QCD at non-zero baryon number density is known to lead to substantial numerical difficulties as the Euclidean path integral formulation no longer possesses a positive integration kernel. As a consequence little is known from lattice calculations with light quarks about deconfinement and chiral symmetry restoration in dense hadronic matter. We want to discuss here a less demanding, although still complicated problem – the thermodynamics of gluons in the background of static quark sources. This is the quenched limit of QCD at non-zero baryon number. Contrary to the conventional approach we will introduce a non-zero baryon number rather than a non-zero chemical potential and perform the heavy quark mass limit of QCD^d. This is an alternative approach to finite density QCD²⁰. Both formulations are related through a Fourier transformation of the QCD partition function with a complex chemical potential, $\mu = i\phi$,

$$Z(B, T, V) = \frac{1}{2\pi} \int_0^{2\pi} d\phi e^{-iB\phi} Z(i\phi, T, V) . \quad (7)$$

In the heavy quark mass (quenched) limit also the finite baryon number formulation does not lead to a strictly positive integrand in the partition function. Simulations, however, can be performed with the absolute value of the integrand and its sign can be included in the calculation of expectation values. In

^dThe heavy quark mass limit at non-zero chemical potential is discussed in Ref. 19.

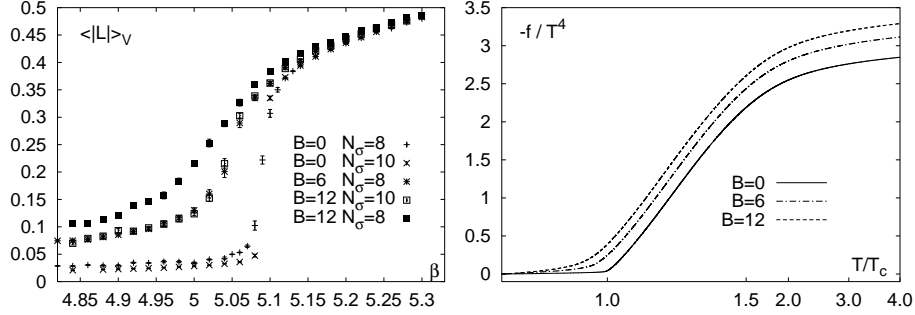


Figure 6: Expectation value of $|L|$ (left) and the negative of the free energy density in units of T^4 (right) versus β for $B = 0, 6$ and 12 on lattices of size $8^3 \times 2$ and $10^3 \times 2$.

this way thermodynamic observables can be analyzed in complete analogy to the case of vanishing baryon number¹⁸.

In the previous sections we have seen that the Polyakov loop expectation value provides basic information about the occurrence of deconfinement. Its behaviour is linked to the long distance behaviour of the heavy quark potential and also reflects the restoration/breaking of the global $Z(3)$ symmetry of the QCD action. On the first sight these two features seem to lead to contradictory expectations for the behaviour of $\langle L \rangle$ at non-zero baryon number. The non-zero baryon number formulation of QCD is known to project onto the zero triality sector, *i.e.* the partition function generated through the Fourier transformation in Eq. 7 has an integrand that is explicitly $Z(3)$ symmetric. One thus might expect that the Polyakov loop expectation value is again an order parameter for confinement as it is in the $B = 0$ case. However, for $B > 0$ there are already many quarks present in the thermal medium (even in the quenched limit). Static quark anti-quark sources used to probe the heavy quark potential can thus recombine with the already present static quarks and will lead to string breaking even in the low temperature phase. One thus would expect that the $Z(3)$ symmetry has to be broken for $B > 0$ and that $\langle L \rangle > 0$ for all temperatures. This is confirmed by the numerical simulation on $8^3 \times 2$ and $10^3 \times 2$ lattices shown in Figure 6. We also note that only for $B = 0$ the deconfinement transition leads to a discontinuity in the order parameter. For $B > 0$ we find a transition region that broadens with increasing B . It separates a phase with small but non-zero, strongly B -dependent Polyakov loop expectation values and a phase with a large approximately B -independent expectation value. In how far the transition region is a mixed phase related to a first order deconfinement transition remains to be analyzed in more detail.

With increasing B the Polyakov loop expectation value is no longer an

unambiguous indicator for deconfinement. It will show little variation with temperature. As we have discussed previously deconfinement should, however, clearly be visible in the temperature dependence of bulk thermodynamic observables. We thus expect to find e.g. a rapid change in the free energy density that reflects the liberation of many gluonic degrees of freedom. This is indeed observed in our simulations as can be seen in Figure 6. With increasing baryon number density the onset of deconfinement reflected by a rapid rise in $-f/T^4$ is shifted towards smaller temperature. For the $B = 12$ data shown in Figure 6 the baryon number density in the critical temperature interval is about nuclear matter density. The shift in temperature visible here between the free energies for $B = 0$ and $B = 12$ is about 15%.

5 Conclusions

Strongly interacting matter does undergo a single phase transition at finite temperature, which is deconfining and chiral symmetry restoring. We have discussed some aspects of the transition which show its chiral symmetry restoring as well as deconfining properties.

The chiral order parameter and its susceptibility show a strong quark mass dependence which signals the occurrence of a phase transition in the zero quark mass limit. However, the details of this quark mass dependence are in the case of two-flavour QCD so far not in agreement with the expected universal behaviour of the 3-dimensional $O(4)$ symmetric sigma-models. Nonetheless the transition seems to be continuous, at least in the quark mass regime so far accessible to numerical calculations ($m_q/T \gtrsim 0.04$) there are no indications for a first order transition.

The analysis of an $SU(3)$ gauge theory with adjoint fermions shows that chiral observables exhibit universal scaling behaviour close to T_χ as expected from the analysis of 3d sigma models. Below the deconfinement transition temperature, T_d , confinement dominates and these singularities are no longer visible. This indicates that even close to T_χ the chiral sector of QCD may be influenced strongly by confinement as well as by contributions from subleading chiral singularities.

The exploratory analysis of quenched QCD at non-zero baryon number shows that a deconfining transition occurs also in this case. The onset of deconfinement is shifted to lower temperatures. Although the partition function possesses an exact $Z(3)$ symmetry the Polyakov loop is non-zero at all temperatures for non-zero baryon number. This indicates that the heavy quark potential will show string breaking in the low temperature phase.

Acknowledgements:

We gratefully acknowledge partial support through the TMR-network "Finite Temperature Phase Transitions in Particle Physics", EU contract no. ERBFMRX-CT97-0122.

References

1. F. Wilczek, *Back to basics at ultrahigh temperatures*, Physics Today, April 1998, p.11
2. F. Karsch, *Simulating the Quark-Gluon Plasma on the Lattice*, Advanced Series on Directions in High Energy Physics - Vol.6 (1990) 61, "Quark Gluon Plasma" (Edt. R.C. Hwa), Singapore 1990, World Scientific.
3. K. Kanaya, *An introduction to finite temperature Quantumchromodynamics on the lattice*, Prog. Theor. Phys. Suppl. 131 (1998) 73.
4. E. Shuryak, Phys. Lett. B107 (1981) 103.
5. C. DeTar, O. Kaczmarek, F. Karsch and E. Laermann, Phys. Rev. D59 (1999) 031501.
6. F. Karsch and E. Laermann, Phys. Rev. D50 (1994) 6954.
7. A. Peikert et al., these proceedings.
8. G. Boyd et al., Phys. Rev. Lett. 75 (1995) 4169 and Nucl. Phys. B469 (1996) 419.
9. J. Engels et al., Phys. Lett. B396 (1997) 210.
10. J. Kogut, J. Polonyi, D.K. Sinclair and H. W. Wyld, Phys. Rev. Lett. 54 (1985) 1980.
11. F. Karsch and M. Lütgemeier, *Deconfinement and Chiral Symmetry Restoration in an $SU(3)$ Gauge Theory with Adjoint Fermions*, hep-lat/9812023.
12. D.J. Wallace and R.K.P. Zia, Phys. Rev. B12 (1975) 5340.
13. S. Aoki et al., Phys. Rev. D57 (1998) 3910.
14. B. Beinlich, F. Karsch, E. Laermann and A. Peikert, Eur. Phys. J. C6 (1999) 133.
15. Y. Iwasaki et al., Phys. Rev. D56 (1997) 151.
16. E. Laermann, Nucl. Phys. B (Proc. Suppl.) 63 (1998) 114.
17. J. Berges, D.U. Jungnickel and C. Wetterich, *Two flavor chiral transition from non-perturbative flow equations*, HD-THEP-97-20, hep-ph/9705474.
18. J. Engels, O. Kaczmarek, F. Karsch and E. Laermann, *The quenched limit of lattice QCD at non-zero baryon number*, in preparation.
19. T.C. Blum, J.E. Hetrick and D. Toussaint, Phys. Rev. Lett. 76 (1996) 1019.
20. D.E. Miller and K. Redlich, Phys. Rev. D35 (1987) 2524.