

Edinburgh 99/1

OUTP-99-12P

February, 1999

Monopole clusters, $Z(2)$ vortices and confinement in $SU(2)$.*UKQCD Collaboration*A. Hart¹ and M. Teper².¹*Department of Physics, University of Edinburgh, King's Buildings,**Edinburgh EH9 3JZ, Scotland.**e-mail: hart@ph.ed.ac.uk*²*Theoretical Physics, University of Oxford, 1 Keble Road,**Oxford OX1 3NP, England.**e-mail: teper@thphys.ox.ac.uk***Abstract.**

We extend our previous study of magnetic monopole currents in the maximally Abelian gauge [1] to larger lattices at small lattice spacings (20^4 at $\beta = 2.5$ and 32^4 at $\beta = 2.5115$). We confirm that at these weak couplings there continues to be one monopole cluster that is very much longer than the rest and that the string tension, K , is entirely due to it. The remaining clusters are compact objects whose population as a function of radius follows a power law that deviates from the scale invariant form, but much too weakly to suggest a link with the analytically calculable size distribution of small instantons. We also study higher charged monopole Wilson loops as a probe of an underlying $Z(2)$ vortex confinement mechanism. We find the magnetic flux to be Coulombic on the length scales probed ($r \simeq 1.6/\sqrt{K}$), so that if there is an underlying vortex structure, it is not manifesting itself on the natural length scale.

PACS indices: 11.15.Ha, 12.38.Aw, 14.80.Hv.

1 Introduction

Many recent efforts to elucidate the mechanism of confinement in QCD and non-Abelian gauge theories have focused on isolating a reduced set of variables that are responsible for the confining behaviour. In the dual superconducting vacuum hypothesis [2, 3] the crucial degrees of freedom are the magnetic monopoles revealed after Abelian projection. In the maximally Abelian gauge [3, 4] one finds that the extracted U(1) fields possess a string tension that approximately equals the original SU(2) string tension (‘Abelian dominance’) [5], and that this is almost entirely due to monopole currents in these Abelian fields (‘monopole dominance’) [6, 7]. The magnetic currents observed in the maximally Abelian gauge are found to have non-trivial correlations with gauge-invariant quantities such as the action and topological charge densities (see for example [8, 9], and references therein) and this invites the hypothesis that the structures formed by the magnetic monopoles correspond to similar objects in the SU(2) vacuum, seen after gauge fixing and Abelian projection. If the magnetic monopoles truly reflect the otherwise unknown infrared physics of the SU(2) vacuum, analysis of these structures may provide important information about the confinement mechanism.

The main purpose of this paper is to extend our previous study [1] of monopole currents to lattices that are larger in physical units at the smallest lattice spacings. As reviewed in Sec. 2, we obtained in [1] a strikingly simple monopole picture at $\beta = 2.3, 2.4$. When the magnetic monopole currents are organised into separate clusters, one finds in each field configuration one and only one cluster which is very much larger than the rest and which percolates throughout the entire lattice volume. Moreover this largest cluster is alone responsible for infrared physics such as the string tension. The remaining clusters are compact objects with radii varying with length roughly as $r \propto \sqrt{l}$ and with a population that follows a power law as a function of length. We found the exponent of this power law to be consistent with a universal value of 3. This simple pattern became more confused at $\beta = 2.5$. The scaling relations for cluster size that we established in [1] suggested that our $L = 16$ lattice at $\beta = 2.5$ was simply too small. There was of course an alternative possibility: that the simple picture we found at lower β failed as one approached the continuum limit. Clearly it is important to distinguish between these two possibilities, and this is what we propose to do in this paper. The cluster size scaling relations referred to above imply that an $L = 32$ lattice at $\beta = 2.5115$ should have a large enough volume. Such gauge fixed lattice fields were made available to us by G. Bali and we have used them, supplemented by calculations on an intermediate $L = 20$ volume at $\beta = 2.5$, to obtain evidence, as described in Secs. 2 and 3, that the monopole picture we found previously is in fact valid at these lattice spacings and that

the deviations we found previously were due to too small a lattice size.

An alternative to the dual superconducting vacuum as a mechanism for confinement is vortex condensation [10, 11, 12]. Here the confining degrees of freedom are concentrated in the centre elements of the gauge group, giving rise to $Z(2)$ vortices in $SU(2)$ that disorder Wilson loops to give rise to the string tension. This picture has received increasing attention recently and has, for example, proved successful in reproducing the static quark potential [13, 14] (‘centre dominance’). One interesting attempt [15] to integrate the dual superconducting and $Z(2)$ vortex condensation hypotheses is motivated by the Georgi–Glashow model in three dimensions. This model couples an $SU(2)$ gauge field to a scalar Higgs field in the adjoint representation of the gauge group. The theory has a Higgs phase, and the Higgs field drives the gauge field into a vacuum state which has only $U(1)$ gauge symmetry, save in the cores of extended topological objects. These ’t Hooft–Polyakov monopoles are magnetically charged with respect to the $U(1)$ fields, and give rise to the linear confining potential, at least in the semi-classical approximation [16] which holds good when the charged vector bosons are heavy. As pointed out in [15], however, this conventional picture cannot be true on large enough length scales since eventually the presence of the charged massive W^\pm fields will lead to the breaking of strings between doubly charged sources (the W^\pm possessing twice the fundamental unit of charge). A plasma of monopoles, on the other hand, will predict the linear confinement of such double charges. So it was argued that in this limit it is $Z(2)$ vortices, which do not disorder doubly charged Wilson loops, that drive the confinement [15]. The crossover between the two pictures, it is argued, would occur beyond a certain length scale dictated by the W^\pm mass, where the distribution of monopole flux would no longer be purely Coulombic, but would be collimated into structures of lower dimension — essentially strings of alternating monopoles and antimonopoles — that reflect the $Z(2)$ vortices of the vacuum.

One motivation for extending these ideas to the pure gauge theory is provided by observing that the condition imposed in fixing to the maximally Abelian gauge in pure $SU(2)$ is precisely the same as one would use to select the unbroken $U(1)$ fields in the Georgi–Glashow model (with $\phi = i\sigma_3$). Of course the gauge fixing in the pure gauge theory is accompanied by ghosts and there is no reason to take the charged degrees of freedom as being real particles that will break the string between doubly charged sources. Nonetheless it is clearly of interest to explore the possibility that, as suggested in [15], one might find that the monopoles are not really a plasma but rather are correlated so as produce effective $Z(2)$ vortices on longer distance scales. The second part of this paper addresses this question. We calculate the values that doubly charged Wilson loops acquire from the monopoles present in the gauge fixed fields, to see if there is any

suggestion of screening. To begin, we consider in Sec. 3.3 a simple analytic model for the monopole plasma. This compares remarkably well with the actual measurements. In Sec. 3.4 we consider these measurements, and also the confining properties of the U(1) magnetic flux *not* due to the monopoles, and demonstrate that the area law of the monopole condensation picture shows no sign of breaking down, even on the largest scales we can measure on these lattices. If there is a transition to a vortex picture, then the vortex cores must be considerably larger than one would naïvely expect to find in a non-Abelian gauge theory that has only one physical scale.

Finally there is a summary of the results in Sec. 4.

2 Monopole cluster structure

2.1 Background

Fixing to the maximally Abelian gauge of SU(2) amounts to maximising with respect to gauge transformations the Morse functional

$$R = - \sum_{n,\mu} \text{Tr} \left(U_\mu(n) \cdot i\sigma_3 \cdot U_\mu^\dagger(n) \cdot i\sigma_3 \right). \quad (1)$$

It is easy to see that this maximises the matrix elements $|[U_\mu(n)]_{11}|^2$ summed over all links. That is to say, it is the gauge in which the SU(2) link matrices are made to look as diagonal, and as Abelian, as possible — hence the name. Having fixed to this gauge, the link matrices are then written in a factored form and the U(1) link angle (just the phase of $[U_\mu(n)]_{11}$) is extracted. The U(1) field contains integer valued monopole currents [17], $\{j_\mu(n)\}$, which satisfy a continuity relation, $\Delta_\mu j_\mu(n) = 0$, and may be unambiguously assigned to one of a set of mutually disconnected closed networks, or ‘clusters.’

In [1] we found that the clusters may be divided into two classes on the basis of their length, where the length is obtained by simply summing the current in the cluster

$$l = \sum_{n,\mu \in \text{cl.}} |j_\mu(n)|. \quad (2)$$

The first class comprises the largest cluster, which is physically the most interesting. It percolates the whole lattice volume and its length l_{max} is simply proportional to the volume L^4 (at least in the interval $2.3 \leq \beta \leq 2.5$) when these are re-expressed in physical units, i.e. $l_{\text{max}}\sqrt{K} \propto (L\sqrt{K})^4$, where K is the SU(2) lattice string tension in lattice units and we use $1/\sqrt{K}$ to set our physical length scale. We remark that over this range in β there is a factor 2 change in the lattice spacing,

and so one might have expected that the extra ultraviolet fluctuations on the finer lattice would lead to significant violations of the naïve scaling relation. That is to say, one might expect to need to coarse grain the currents at larger β to obtain reasonable scaling. That this is not required is perhaps surprising.

The remaining clusters were found to be much shorter. Their population as a function of length (the ‘length spectrum’) is described by a power law

$$N(l) = \frac{c_l(\beta)}{l^\gamma}, \quad (3)$$

where $\gamma \approx 3$ for all lattice spacings and sizes tested and the coefficient $c_l(\beta)$ is proportional to the lattice volume, L^4 , and depends weakly on β . The radius of gyration of these clusters is small and approximately proportional to the square root of the cluster length, just like a random walk. When folded with the length spectrum, this suggests [1] that the ‘radius spectrum’ should also be described by a power law

$$N(r) = \frac{c_r(\beta)}{r^\eta}, \quad (4)$$

with $\eta \approx 5$ and $c_r(\beta)$ weakly dependent on β . Such a spectrum is close to the scale invariant spectrum of 4-dimensional balls of radius ρ , $N(\rho)d\rho \sim d\rho/\rho \times 1/\rho^4$, and so one might try and relate these clusters to the $SU(2)$ instantons in the theory, which classically also possess a scale-invariant spectrum. However it is well known that the inclusion of quantum corrections renders the spectrum of the latter far from scale invariant, at least for the small instantons where perturbation theory can be trusted, and so such a connexion does not seem to be possible [1].

On sufficiently large volumes the difference in length between the largest and second largest cluster is very marked, and where this gulf is clear one finds that the long range physics such as the monopole string tension arises solely from the largest cluster. This is the case at $\beta = 2.3$, $L \geq 10$ and at $\beta = 2.4$, $L \geq 16$. On moving to a finer $L = 16$ lattice at $\beta = 2.5$ the gulf was found to disappear and the origin of the long range physics was no longer so clear cut. This could be a mere finite volume effect, or, much more seriously, it might signal the breakdown of this monopole picture in the weak coupling, continuum limit. Clearly this needs to be resolved and the only unambiguous way to do so is by performing the calculations on large enough lattices.

2.2 This calculation

The direct way to estimate the lattice size necessary at $\beta = 2.5$ to restore (if that is possible) our picture is as follows. Suppose that the average size of the second largest cluster scales

approximately as

$$l_{2\text{nd}} \propto L^\alpha (\sqrt{K})^\delta. \quad (5)$$

We know that $l_{\text{max}} \propto L^4 (\sqrt{K})^3$ to a good approximation for the largest cluster. So we will maintain the same ratio of lengths $l_{2\text{nd}}/l_{\text{max}}$, and a gulf between these, if

$$\frac{L_1}{L_2} = \left(\frac{\sqrt{K_1}}{\sqrt{K_2}} \right)^{-\left(\frac{3-\delta}{4-\alpha}\right)} \quad (6)$$

If we take our directly calculated values of $l_{2\text{nd}}$, they seem to give roughly $\alpha \simeq 1$ and $\delta \simeq -2$. This suggests that we need to scale our lattice size with β so as to keep $L(\sqrt{K})^{5/3}$ constant. This estimate is not entirely reliable because, on smaller lattices, the distributions of the ‘largest’ and ‘second largest’ clusters overlap so that they exchange rôles. An alternative estimate can be obtained from the tail of the distribution in eqn. 3 that integrates to unity. Doing so [1] one obtains $\alpha \simeq 2$ and $0 < \delta < 0.25$. This suggests that we scale our lattice size so as to keep $L(\sqrt{K})^{\{1.4 \rightarrow 1.5\}}$ constant. This estimate is also not very reliable, since it assumes that the distribution of secondary cluster sizes on different field configurations fluctuates no more than mildly about the average distribution given in eqn. 3. In fact the fluctuations are very large. [As we can see immediately when we try to calculate $\langle l^2 \rangle$ in order to obtain a standard fluctuation — it diverges for a length spectrum with $N(l) \propto dl/l^3$.] Nonetheless, the two very different estimates we have given above produce a very similar final criterion: to maintain the same gap between the largest and second largest clusters as β is varied, one should choose L so as to keep $L(\sqrt{K})^{\sim 1.5}$ constant.

So if we wish to match the clear picture on an $L = 10$ lattice at $\beta = 2.3$ (where $K = 0.136$ (2)) we should work on a lattice that is roughly $L = 28$ at $\beta = 2.5$ (where $K = 0.0346$ (8)). In particular we note that an $L = 32$ lattice at $\beta = 2.5115$ (where $K = 0.0324$ (10)) is more than large enough and an ensemble of 100 such configurations, already gauge fixed [7], has been made available to us by the authors. The gauge fixing procedure used in obtaining these is somewhat different from the one we have used in our previous calculations (in its treatment of the Gribov copies — see below) and although this is not expected to affect the qualitative features that are our primary interest here, it will have some effect on detailed questions of scaling etc. We have therefore also performed a calculation on an ensemble of 100 gauge fixed $L = 20$ field configurations at $\beta = 2.5$. While the latter volume is not expected to be large enough to recreate a clear gulf between the largest and remaining clusters, we would expect to find smaller finite size corrections than with the $L = 16$ lattice we used previously.

In gauge fixing a configuration we select a local maximum of the Morse functional, R , of which on lattices large enough to support non-perturbative physics there are typically a very large number [18]. These correspond to the (lattice) Gribov copies. Gauge dependent quantities appear to vary by $\mathcal{O}(10\%)$ depending upon the Gribov copy chosen; this is true not only of local quantities such as the magnetic current density [19] but also of supposedly long range, physical numbers such as the Abelian and monopole string tensions [7, 18]. Some criterion must be employed for the selection of the maxima of R , and in the absence of a clear understanding of which maximum, if any, is the most ‘physical’, one maximum was selected at random in [1]. An alternative strategy, used in gauge fixing the $L = 32$ lattices at $\beta = 2.5115$, is to pursue the global maximum of R [7]. Each field configuration is fixed to the maximally Abelian gauge 10 times using a simulated annealing algorithm that already weights the maximum selected towards those of higher R . The solution with the largest R from these is selected. Details of this method are discussed in [7]. The difference in procedures invites caution in comparing exact numbers between this ensemble and those studied previously; for example a $\mathcal{O}(10\%)$ suppression in the string tension is observed. It is likely that cluster lengths will differ by a corresponding amount and this will prevent a quantitative scaling analysis using this ensemble. The power law indices do appear, however, to be robust [20] and it also seems likely that ratios of string tensions obtained on the same ensemble can be reliably compared with other ratios.

2.3 Cluster properties

The fact that the largest cluster does not belong to the same distribution as the smaller clusters is seen from the very different scaling properties of these clusters with volume [1]. It is also apparent from the fact that the largest cluster is very much longer than the second largest cluster. Indeed for a large enough volume and for a reasonable size of the configuration ensemble, there will be a substantial gulf between the distribution of largest cluster lengths and that of the second largest clusters. By contrast the length distributions of the second and third largest clusters strongly overlap. This is the situation that prevailed for the larger lattices at $\beta = 2.3$ and 2.4 but which broke down on the $L = 16$ lattice at $\beta = 2.5$. We can now compare what we find on our $L = 20$ and $L = 32$ lattices with the latter. This is done in Table 1. There we show the longest and shortest cluster lengths for the largest, second largest and third largest cluster respectively over the ensemble. The ensemble sizes are not exactly the same, but it is nonetheless clear that there is a real gulf between the largest and second largest clusters on the $L = 32$ lattice while there is significant overlap in the $L = 16$ case. The $L = 20$ lattice is a marginal case. We conclude from

this that the apparent loss of a well separated largest cluster as seen in [1] at $\beta = 2.5$ was in fact a finite volume effect, and that our scaling analysis has proved reliable in predicting what volume one needs to use in order to regain the simple picture.

In Figure 1 we show how the length of the largest cluster varies with the lattice volume when both are expressed in physical units (set by \sqrt{K}). To be specific, we have divided $l_{\max}\sqrt{K}$ by $(L\sqrt{K})^4$ and plotted the resulting numbers against $L\sqrt{K}$ for both our new and our old calculations. The fact that at fixed β the values fall on a horizontal line tells us that the length of the largest cluster is proportional to the volume at fixed lattice spacing: $l_{\max} \propto L^4$. The fact that the various horizontal lines almost coincide tells us that the current density in the largest cluster is consistent with scaling. That is to say, it has a finite non-zero value in the continuum limit. Thus the monopole whose world line traces out this largest cluster, percolates throughout the space-time volume and its world line is sufficiently smooth on short distance scales that its length does not show any sign of diverging as we take the continuum limit. We note that the $L = 32$ lattice deviates by $\sim 10\%$ from the other values. This is consistent with what we might have expected from the different gauge fixing procedure used in that case.

Turning now to the secondary clusters, we display in Figure 2 the length spectrum that we obtain at $\beta = 2.5115$. It is clearly well described by a power law as in eqn. 3 and we fit the exponent to be $\gamma = 3.01$ (8). This is in accord with the universal value of 3 that was postulated [1] on the basis of calculations on coarser lattices. The value one fits to the spectrum obtained on the $L = 20$ lattice at $\beta = 2.5$ is $\gamma = 2.98$ (7) and is equally consistent. We also examine the dependence on β of the coefficient $c_l(\beta)$ in eqn. 3 adding to the older work our calculations at $\beta = 2.5$ on the $L = 20$ lattice. [We do not use the $L = 32$ lattice for this purpose because of the different gauge fixing procedure used.] If we assume a constant power (which is approximately the case), then $c_l(\beta)$ is just proportional to the total length of the secondary clusters. At fixed β we find this length to be proportional to L^4 just as one might expect. [Small clusters in very different parts of a large volume are presumably independent.] The dependence on β , on the other hand, is much less clear. Between $\beta = 2.3$ and $\beta = 2.4$ it varies weakly, roughly as $K^{0.12 \pm 0.13}$. Between $\beta = 2.4$ and $\beta = 2.5$ it varies more strongly, roughly as $K^{0.48 \pm 0.09}$. We can try to summarise this by saying that

$$c_l(\beta) = \text{const.} L^4 \sqrt{K}^\zeta \tag{7}$$

where $\zeta = 0.5 \pm 0.5$, which is consistent with what was found previously [1].

The smaller clusters are compact objects in $d = 4$, and having determined the cluster spectrum as a function of length we can then ask what is the spectrum when re-expressed as a function

of the radius (of gyration) of the cluster. In [1] we obtained this spectrum by determining the average radius as a function of length, and folding that in with the number density as a function of length. This is an approximate procedure (forced upon us by the fact that we did not foresee the interest of this spectrum during the processing of the clusters) and one can obtain the spectrum more accurately by calculating r for each cluster and forming the spectrum directly. Doing so for the $L = 32$ lattice at $\beta = 2.5115$, also in Figure 2, we find a power law as in eqn. 4 with $\eta = 4.20$ (8). The spectrum on the $L = 20$ lattice at $\beta = 2.5$ yields $\eta = 4.27$ (6). We recall that in [1] we claimed that the spectrum was consistent with the scale invariant result $dr/r \times 1/r^4$, i.e. $\eta = 5$. This followed from the fact that we found the the radius of the smaller clusters to vary with their length as $r(l) = s + t.l^{0.5}$ i.e. just what one would expect from a random walk. Folded with a length spectrum $N(l) \sim 1/l^3$, this gives $\eta = 5$. On the $L = 32$ lattice we still find that the random walk ansatz provides an acceptable fit but we also find that $r(l) = s + t.l^{0.65}$ works equally well over similar ranges. The latter, when folded with $\gamma = 3$, gives $\eta = 4.2$. It is clear that the direct calculation of $N(r)$ is much more accurate than the indirect approach.

Treating the power as a free parameter in the fit, $r(l) = s + t.l^u$, we find $u = 0.57$ (3) on $L = 32$ at $\beta = 2.5115$, consistent with $u = 0.58$ (4) on $L = 20$ at $\beta = 2.5$. Thus both $u = 0.5$ and $u = 0.65$ lie within about two standard deviations from the fitted value. Note that what the fitted powers γ and u parameterise are the means of the distributions of lengths and radii respectively. That combining these does not give the directly calculated value of η is not unexpected, and reflects the importance of fluctuations around the mean in the distributions.

If the secondary monopole clusters can be associated with localised excitations of the full SU(2) vacuum ('4-balls'), it would seem that such objects do not have an exactly scale invariant distribution in space-time, so that the number of larger radius objects is somewhat greater than would be expected were this the case. Now it is known that an isolated instanton (even with quantum fluctuations) is associated with a monopole cluster within its core (see [21], [22] and references therein) and that the scale invariant semiclassical density of instantons acquires corrections due to quantum fluctuations. These corrections are, however, very large; in SU(2) the spectrum of small instantons (where perturbation theory is reliable) goes as $N(\rho)d\rho \propto d\rho/\rho \times \rho^{10/3}$, where ρ is the core size. The scale breaking we have observed for monopole clusters is negligible in comparison. Thus we cannot identify the '4-balls' with instantons. Indeed, the fact that the monopole spectrum is so close to being strongly scale invariant suggests that these secondary clusters have no physical significance. In the next section we shall show explicitly that, in the large volume limit, they do not play any part in the long range confining physics.

2.4 Breakdown of ‘monopole dominance’?

We finish this section by asking if there are any hints from our cluster analysis that ‘monopole dominance’ might be breaking down as we approach the continuum limit. This question is motivated by the observation that the monopoles are identified by a gauge fixing procedure which works entirely with bare fields. Since the $SU(2)$ theory is renormalisable, the long distance physics decouples from the fluctuations of the ultraviolet bare fields as we approach the continuum limit. It would thus be surprising if the long distance physics were to be usefully encoded in the monopole structure all the way to the continuum limit.

Indeed it has been argued in [23] that on finer lattices, the exponent γ (but here obtained from the more ambiguous decomposition of the currents into loops rather than clusters) increases so that there are essentially no large loops present on the lattice. Of course this would not in itself preclude the existence of a large percolating cluster, as long as this cluster could be decomposed into a large number of small intersecting loops. Irrespective of this, we also note that the volumes used in [23] are small by the criterion given in eqn. 6. For example, from our scaling relations we would expect to need an $L \simeq 46$ lattice at $\beta = 2.6$ and an $L \simeq 70$ lattice at $\beta = 2.7$ in order to resolve our simple monopole picture, if it still holds at these values of β . So it appears to us that while the claims in [23] are certainly interesting, the calculations need to be repeated on much larger lattices if they are to be convincing.

Of course our scaling relations already tell us that as $a \rightarrow 0$ we have to use space–time volumes that are ever larger in physical units. One might regard this as pointing to a breakdown of Abelian dominance at fixed physical volume, as we approach the continuum limit. We can try to make this a little more precise by asking how large a Wilson loop has to be before it escapes being affected by the secondary clusters. Consider an $R \times R$ Wilson loop. The monopole cluster needs to have an extent, r , that is larger than R if it is not to affect it only weakly through higher multipole fields. Assuming that roughly $r \propto \sqrt{l}$ and taking $\gamma = 3$, we find by integrating eqn. 3 and using eqn. 7 that the number of secondary clusters with $r > R$ is proportional to $L^4 \sqrt{K}^\zeta / R^4$. We further assume that such clusters must be within a distance ξ from the minimal surface of the Wilson loop, where ξ is the screening length, if they are to affect that loop significantly. The lattice volume this encompasses is the area of the planar loop, R^2 , multiplied by a factor of ξ for each of the two orthogonal directions in $d = 4$. The probability for this Wilson loop to be disordered thus decreases with R as $(R^2 \xi^2 / L^4 \times L^4 \sqrt{K}^\zeta / R^4) \sim \sqrt{K}^\zeta (\xi/R)^2$. So if we look at a Wilson loop that is of a fixed size in physical units, i.e. R/ξ fixed assuming ξ scales as a physical quantity [1], then the influence of the secondary clusters will decrease to zero as $a \rightarrow 0$ as long

as $\zeta > 0$. If $\zeta < 0$, however, then we would have to go to Wilson loops that were ever larger in physical units as we approached the continuum limit, in order that the physical contribution from the percolating cluster should not be swamped by the unphysical contribution of the secondary clusters. Of course this calculation uses a scale invariant $dr/r \times 1/r^4$ spectrum, whereas, as we have seen above, the actual spectrum is closer to $dr/r \times 1/r^{3.2}$. If we redo the above analysis with the latter spectrum we see that we are only guaranteed to preserve this aspect of ‘monopole dominance’ if $\zeta > 0.8$. As demonstrated in eqn. 7, there is some evidence that $\zeta > 0$ but it is not at all clear that $\zeta > 0.8$. Clearly this issue needs further attention.

3 Monopoles, vortices and the string tension

In this section we begin by describing how we calculate the string tension from an arbitrary set of monopole currents. We then go on to show that even at the smallest lattice spacings, the string tension arises essentially entirely from the largest cluster, as long as we use a sufficiently large volume. We then calculate the string tension for sources that have a charge of $q = 2, 3$ and 4 times the basic charge, and compare these results to a simple toy model calculation. Finally we discuss the implications of our calculations for the question whether it is really monopoles or vortices that drive the confining physics.

3.1 Monopole Wilson loops

The monopole contribution to the string tension may be estimated using Wilson loops. If the magnetic flux due to the monopole currents through a surface spanning the Wilson loop, \mathcal{C} , (by default the minimal one) is $\Phi(\mathcal{S})$, then the charge q Wilson loop has value

$$W(\mathcal{C}) = \exp[iq\Phi(\mathcal{S})]. \quad (8)$$

From the rectangular Wilson loops, we may obtain the static potential

$$V(r) = \lim_{t \rightarrow \infty} V_{\text{eff}}(r, t) \equiv \lim_{t \rightarrow \infty} \ln \left[\frac{\langle W(r, t) \rangle}{\langle W(r, t + a) \rangle} \right]. \quad (9)$$

The string tension, K , may then be obtained from the long range behaviour of this potential, $V(r) \simeq Kr$. The string tension may also be found from the Creutz ratios

$$K = \lim_{r \rightarrow \infty} K_{\text{eff}}(r) \equiv \lim_{r \rightarrow \infty} \ln \left[\frac{\langle W(r + a, r) \rangle \langle W(r, r + a) \rangle}{\langle W(r, r) \rangle \langle W(r + a, r + a) \rangle} \right]. \quad (10)$$

Square Creutz ratios at a given r are useful because they provide a relatively precise probe for the existence of confining physics on that length scale. In addition Creutz ratios are useful where the

quality of the ‘data’ precludes the double limit of the potential fit. This is so particularly when positivity is badly broken as it frequently is for our gauge dependent correlators.

The magnetic flux due to the monopole currents is found by solving a set of Maxwell equations with a dual vector potential reflecting the exclusively magnetic source terms. An iterative algorithm being prohibitively slow on $L = 32$, we utilised a fast Fourier transform method to evaluate an approximate solution as the convolution of the periodic lattice Coulomb propagator and the magnetic current sources [24]. The error in this solution was then reduced to an acceptable level by using it as the starting point for the over-relaxed, iterative method.

We may use any subset of the monopole currents as the source term to calculate the contribution to the Wilson loops and potential of those currents, provided that they i) are locally conserved and ii) have net zero winding number around the periodic lattice in all directions, e.g.

$$Q_{\mu=4} \equiv \sum_{x,y,z} j_4(x,y,z,t=1) = 0. \quad (11)$$

If we choose complete clusters, then the first condition is always satisfied but the second condition is often not met (even though the winding number for all the clusters together must be zero). In such cases we introduce a ‘fix’ as follows. At random sites in the lattice we introduce a Polyakov-like straight line of magnetic current of corrective charge $-Q_\mu$ for each direction, and use these as sources for a dual vector potential. Such lines represent static monopoles and a random gas of these can lead to a string tension. This introduces a systematic error to the monopole string tension that we need to estimate. We do so by placing the same corrective loop on an otherwise empty lattice, along with a second loop of charge $+Q_\mu$ at another random site. From this new ensemble we calculate the string tension from Creutz ratios. One half of this is a crude estimate of the bias introduced in correcting the original configurations, and this is quoted as a second error on our string tension values, as appropriate.

3.2 The largest cluster

In [1] we observed that at $\beta = 2.3$, $L \geq 10$ and at $\beta = 2.4$, $L \geq 14$ the $q = 1$ monopole string tension was produced almost entirely by the largest cluster, and the other clusters had a string tension near zero. At $\beta = 2.5$, $L = 16$ the situation was more confused; the smaller, power law clusters still had a very low string tension, but that of the largest cluster alone was substantially less than the full monopole string tension. This suggested some kind of constructive correlation between the two sets of clusters. In our new calculation on an $L = 20$ lattice at $\beta = 2.5$, we still find a situation that is confused, although somewhat less so than on the $L = 16$ lattice while

on the $L = 32$ lattice at $\beta = 2.5115$ the clear picture seen at $\beta = 2.3$ re-emerges, with nearly all the string tension being produced by the largest cluster, and the remaining clusters having a negligible contribution. To illustrate this we display in Figure 3 the effective string tensions as a function of r for the lattices at $\beta = 2.5$ and $\beta = 2.5115$.

The confused rôles of the clusters on finer lattices [1] is thus a finite volume effect and does not represent a breakdown of the monopole picture as we near the continuum limit. Due to the differing scaling relations for the lengths of the two largest clusters, it is not enough to maintain a constant lattice volume in physical units to maintain the same physics as we reduce the lattice spacing. Rather the lattice must actually become larger even in physical units, as discussed in subsection 2.2.

The string tension arises from ‘disordering’ — i.e. switches in sign — of the Wilson loop by the monopoles. A monopole that is sufficiently close to a large Wilson loop will multiply the loop by $\exp[iq\pi]$ which would naïvely suggest that even-charged loops are not disordered and have no string tension. In a screened monopole plasma, however, as the monopole is moved away from the loop, the flux falls and the possibility for disorder and a string tension exists. [This will also occur without screening, but only when the monopole is a distance away from the Wilson loop that is comparable to the size of the loop.] Clearly the exact value of the string tension will depend upon the details of the screening mechanism, especially as we increase q . This can be calculated in the usual saddle point approximation [16] where one finds that the string tension is proportional to q [15]. One can obtain a crude model estimate with much less effort, and this we do in the next subsection. Returning to our lattice calculations, we list in Table 2 the monopole string tensions that we obtain using charge q Wilson loops at $\beta = 2.5115$ on the $L = 32$ lattice. We see that they are indeed consistent with a scaling relation $R(q) = q$, at least up to $q = 4$.

3.3 A simple model

It is useful to consider here a simple model for the disordering of Abelian Wilson loops of various charges by monopoles. We consider only static monopoles in $d = 4$, with a mean field type of screening, assuming that the macroscopic, exponential fall-off in the flux with screening length ξ could be applied on the microscopic scale also. For numerical reasons we also impose a cut-off: beyond N screening lengths the flux is set exactly zero. The magnetic field is thus

$$B(d) = \begin{cases} \frac{1}{2d^2} e^{-d/\xi} & d \leq N\xi \\ 0 & d > N\xi. \end{cases} \quad (12)$$

The flux from a monopole distance $z \leq N\xi$ above a large (spacelike) Wilson loop through that loop is

$$\Phi(N, z, \xi) = \pi \int_{z/N\xi}^1 dy \cdot \exp\left(-\frac{z}{y\xi}\right). \quad (13)$$

Considering a slab of monopoles and antimonopoles all distance z above the loop (and similar below), the charge q Wilson loop gives a string tension [1]

$$\delta K(N, z, q) \propto (1 - \cos[q\Phi(N, z, \xi)]). \quad (14)$$

Integrating over all $|z| \leq N\xi$, the ratio of string tensions calculated using charge q and charge $q = 1$ Wilson loops is

$$R(N, q) \equiv \frac{K(N, q)}{K(N, q = 1)} = \frac{\int_0^N da \left(1 - \cos\left[q\pi \int_{a/N}^1 dy \cdot e^{-a/y}\right]\right)}{\int_0^N da \left(1 - \cos\left[\pi \int_{a/N}^1 dy \cdot e^{-a/y}\right]\right)} \quad (15)$$

for this static monopole assumption. This may be evaluated numerically, and extrapolated $N \rightarrow \infty$, where there is a well-defined limit, $R(q)$. The results for small q are shown in Table 3, where the error on $R(q)$ reflects the extrapolation uncertainty. Comparing these numbers to the actual ratio of string tensions, we find this simplistic model works remarkably well for $q = 2$, but becomes less reliable as we increase q . This no doubt reflects the increasing importance of the neglected fluctuations of the flux away from the mean screened values.

3.4 Monopoles or vortices?

Magnetic monopoles in the maximally Abelian gauge are successful in reproducing the $SU(2)$ fundamental string tension. This suggests ‘magnetic disorder’ as a candidate mechanism for confinement in non-Abelian gauge theories, i.e. that integrating out all but the monopole fields preserves the confining degrees of freedom in the effective theory.

Another possible model is based upon $Z(2)$ vortices [13]. These flip the sign of, and hence disorder, any fundamental representation Wilson loop which they thread an odd number of times. Such $Z(2)$ disorder can lead to a string tension in these loops. For example the Georgi–Glashow model in $d = 3$ has a Higgs phase where confinement has conventionally been understood in terms of ’t Hooft–Polyakov monopoles condensing to provide a mass for the otherwise massless photon. Whilst this is true at intermediate distances, at large enough intersource separations the screening effects on $q = 2$ Wilson loops of the (doubly) charged W^\pm fields must become apparent [15] so that at asymptotic distances confinement cannot be based on a simple monopole condensate, but instead, it can be argued, will be mediated by vortices [15]. A possible way that

monopole disorder can be supplanted by a more fundamental $Z(2)$ disorder is as follows [15]. On distance scales $r \sim \frac{1}{\sqrt{K}}$, the monopoles appear to be a plasma with a Coulombic distribution of magnetic flux. On larger scales correlations are revealed, with the monopoles organised into fat, lower dimensional structures (strings in $d = 3$, surfaces in $d = 4$) which reflect the underlying $Z(2)$ vortices.

A screened plasma of monopoles leads, as we have seen, to an area law decay of $q = 2$ monopole Wilson loops because the screening reduces the magnetic flux piercing the loop from $\pm\pi$. If on larger scales the flux is no longer Coulombic, but is collimated into tubes, then such effective vortices piercing a $q = 2$ Wilson loop would produce a factor $e^{\pm iq\pi} = 1$, and there would be no disorder and no $q = 2$ string tension. [Vortices lying near the edge of the loop can produce at best only a perimeter law decay.] A signal for the above picture should come from the effective string tensions obtained from $q = 2$ Creutz ratios. Those on intermediate distance scales should show a string tension arising from the monopole plasma. At this point the Wilson loops used are small enough that they fit entirely within the vortex core. As we increase the Wilson loop size to be larger than the vortex core, however, the effective string tension should gradually decrease to zero.

In pure $SU(2)$ the motivation for such a picture is not so clear. There are no explicit W^\pm fields; these would be effective objects composed of other fields if they existed. The theory also has only one scale, and it is hard to envisage how an extended intermediate region between the onset of confining behaviour and the collimation of the flux signalling $Z(2)$ disorder could arise. In Table 4 we show the $q = 1, 2$ monopole effective string tensions out to $r = 9a \sim \frac{1.6}{\sqrt{K}}$ at $\beta = 2.5115$ on $L = 32$. As in the fundamental case, there are few transients at small r , and there is no sign of any reduction in the effective string tension at the largest distances. If the monopoles form $Z(2)$ vortices, then the core size must be much larger than the distances we probe, and hence much larger than the physical scale of the theory.

One reasonable cavil is that our Wilson loops are calculated using a dual vector potential generated only by the monopole sources. While this does show that the monopoles are not so arranged as to produce vortex-like magnetic fields, it leaves open the possibility that the Abelian fields contain confining fluctuations other than monopoles, which may conspire with the monopole fields so that $q = 2$ Wilson loops produce no string tension. In fact in [7] it is shown that the $q = 2$ Abelian Wilson loops have a finite string tension that extends out to at least as far as $r = 9a$, and that at this coupling the ratio of $U(1)$ string tensions $R(q = 2) = 2.23$ (5). Thus if there are any vortices they must have very large cores. As a more direct test one can examine the

difference between the full U(1) flux and that due to the monopoles, for each Wilson loop on each field configuration. We may then form Creutz ratios from such ‘difference’ Wilson loops (being the expectation value of the exponentiated ‘difference’ flux), and these are quoted in Table 4 for $q = 1$. We see that there is asymptotically no string tension for the ‘difference gas’ (a potential fit to the Wilson loops yields $K < 0.0025$). This supports the assumption that the Abelian string tension is entirely due to monopoles out to quite large distances.

From a general point of view, we may infer from the observed monopole and centre dominance that both when we force the SU(2) link matrices to be as Abelian as possible, and when we force them to be as close to ± 1 as possible, the resulting Abelian and $Z(2)$ fields capture the long range confining disorder present in the original SU(2) fields. In the case of $Z(2)$ fields the disorder must be encoded by vortices (there is nothing else). In the Abelian case the disorder can be carried either by monopoles or by closed loops of magnetic flux. Our study of the monopole–U(1) ‘difference gas’ shows that there is no significant contribution to confinement from such loops of magnetic flux. This is hard to understand if the underlying SU(2) fluctuations are dual ’t Hooft loops: under fixing to maximally Abelian gauge one would expect such vortices to be most naturally mapped into closed loops of magnetic flux carrying a net magnetic flux of π units. If they were instead mapped into correlated strings of (anti)monopoles, we would then expect the monopoles in our fields not to disorder doubly charged Wilson loops. This we have seen not to be the case; $K(q = 2) = 2K(q = 1)$ just as one expects in a genuine U(1) theory. If $K(q = 2) \rightarrow 0$ then it does so on distance scales that are much larger than one would expect in a theory with one length scale, as here.

4 Summary

We have studied the magnetic monopole currents obtained after fixing to the maximally Abelian gauge of SU(2), on lattices that are both large in physical units and have a relatively small lattice spacing. The monopole clusters are found to divide into two clear classes both on the basis of their lengths and their physical properties. The smaller clusters have a distribution of lengths which follows a power law, and the exponent is consistent with 3, as was seen on coarser lattices. The clusters are compact objects, and the distribution of cluster radii also follows a power law whose exponent was found to be 4.2 (1). This is close to but a little less than the scale invariant result, being 5, which indicates that if the smaller clusters correspond to objects in the SU(2) vacuum, these objects have a size distribution which yields more large radius objects than would

be expected in a purely scale invariant theory. This scale breaking is, however, far too weak to encourage the identification of such objects with the small instantons in the theory.

That is not to say that instantons are necessarily irrelevant; the correlations between the monopole currents and the action and topological charge densities ([8, 9, 21, 22] and references therein) indicate some connexion. It would be interesting to measure the correlations separately using the largest cluster, and the remaining, power law clusters. From the results of this study showing that it is largest cluster that plays the greater part in the long range physics, we might expect a stronger correlation in the former case.

The small clusters do not appear relevant to the long range physics; they produce only a very small contribution to the string tension. Indeed the string tension is consistent with being produced by the largest cluster alone. The fact that there should be a large percolating monopole cluster associated with the long-distance physics is an old idea (see [25] for an early reference). However the properties that we find for this cluster are certainly not those associated with naïve percolation. In particular, as we approach the continuum limit the density of monopoles belonging to this cluster goes to zero. And indeed the fraction of the monopole current belonging to this cluster also appears to go to zero. This is because this single very large cluster appears to percolate on physical and not on lattice length scales, unlike the physically unimportant secondary clusters. All this reproduces the properties that we previously obtained on coarser lattices, but which seemed to be lost when going to finer lattice spacings, albeit on volumes of a smaller physical extent. This study demonstrates that the breakdown was a finite volume effect, rather than a failure of the monopole picture in the weak coupling limit. The volume at which the picture was restored was as predicted by the scaling relations derived from the coarser lattices.

We also studied monopole Wilson loops of higher charges, and found evidence for the string tensions scaling in proportion to the charge, at least up to $q = 4$. This was in remarkably good agreement with a simplistic charge plasma model, and also with the predictions of a saddle point treatment of the pure gauge $U(1)$ theory [15].

If monopole disorder is not the fundamental mechanism for confinement on the largest scales, and if instead a $Z(2)$ vortex disordering mechanism is responsible, as may indeed be the case in the $d = 3$ Georgi–Glashow model [15], then we would expect that ultimately the $q = 2$ Wilson loops would have no string tension. Using Creutz ratios as a probe of confinement on specific length scales, we found no evidence for a breakdown in the monopole disorder picture up to the largest Wilson loops that we could calculate. Naïvely, this places a lower limit on the thickness of the $Z(2)$ vortex cores, that is at least twice the characteristic correlation length defined as

$\xi = \frac{1}{\sqrt{K}}$. Whether such a scale should be regarded as being unnaturally large (in the technical sense) in our one scale SU(2) gauge theory, remains in part a subjective judgement; but what is clear is that we have not found evidence for vortices where we might well have expected to if indeed they were important. More generally, if smooth Z(2) vortices were important in the SU(2) vacuum, one would expect that the natural way for them to be encoded in the Abelian fields of the maximally Abelian gauge, would be as smooth closed loops of ‘magnetic’ flux rather than in structures which are composed of singular monopoles. As we have seen previously and have confirmed in the present study, however, the U(1) flux that is *not* accounted for by the monopoles shows no confining characteristics. All this provides significant, although certainly not conclusive, evidence against an important rôle for Z(2) vortices in SU(2) confinement.

Acknowledgments

The gauge fixed $L = 32$ field configurations were crucial to the work of this paper and we are very grateful to Gunnar Bali for making them available to us. Our computations were performed on a UKQCD workstation and this work was supported in part by United Kingdom PPARC grant GR/L22744. The work of M.T. was supported in part by PPARC grant GR/K55752.

References

- [1] A. Hart and M. Teper, Phys. Rev. D 58 (1998) 014504, available as hep-lat/9712003.
- [2] S. Mandelstam, Phys. Rep. 23 (1976) 245.
- [3] G. ’t Hooft, Nucl. Phys. B 190 (1981) 455.
- [4] A.S. Kronfeld, M.L. Laursen, G. Schierholz and U.J. Wiese, Phys. Lett. B 198 (1987) 516.
- [5] T. Suzuki and I. Yotsuyanagi, Phys. Rev. D 42 (1990) 4257.
- [6] J.D. Stack, S. Nieman and R.J. Wensley, Phys. Rev. D 50 (1994) 3399, available as hep-lat/9404014.
- [7] G.S. Bali, V. Bornyakov, M. Müller–Preussker and K. Schilling, Phys. Rev. D 54 (1996) 2863, available as hep-lat/9603012.

- [8] M. Fuerstein, H. Markum and S. Thurner, Phys. Lett. B 398 (1997) 203; E.-M. Ilgenfritz, H. Markum, M. Müller–Preussker, W. Sakuler and S. Thurner, Progr. Theor. Phys. Suppl. 131 (1998) 353, available as hep-lat/9804031.
- [9] B.L.G. Bakker, M.N. Chernodub, M.I. Polikarpov and A.I. Veselov, hep-lat/9811001.
- [10] G. 't Hooft, Nucl. Phys. B 153 (1979) 141.
- [11] G. Mack, in ‘Recent Developments in Gauge Theories’, ed. G. 't Hooft et al. (Plenum, New York, 1980).
- [12] H. Nielsen and P. Olesen, Nucl. Phys. B 160 (1979) 380.
- [13] T. Kovács and E.T. Tomboulis, Phys. Rev. D 57 (1998) 4054, available as hep-lat/9711009.
- [14] L. Del Debbio, M. Faber, J. Greensite and Š. Olejník, Phys. Rev. D 58 (1998) 094501, available as hep-lat/9802003.
- [15] J. Ambjørn and J. Greensite, J. High Energy Phys. 9805 (1998) 004, available as hep-lat/9804022.
- [16] A. Polyakov, Nucl. Phys. B 120 (1977) 429; Gauge Fields and Strings (Harwood Academic, Chur, Switzerland, 1987).
- [17] T. DeGrand and D. Toussaint, Phys. Rev. D 22 (1980) 2478.
- [18] A. Hart and M. Teper, Phys. Rev. D 55 (1997) 3756, available as hep-lat/9606007.
- [19] S. Hioki, S. Kitahara, Y. Matsubara, O. Miyamura, S. Ohno and T. Suzuki, Phys. Lett. B 271 (1991) 201.
- [20] A. Hart and M. Teper, Nucl. Phys. B (Proc. Suppl.) 53 (1997) 497, available as hep-lat/9606022.
- [21] A. Hart and M. Teper, Phys. Lett. B 371 (1996) 261, available as hep-lat/9511016. V. Bornyakov and G. Schierholz, Phys. Lett. B 384 (1996) 190, available as hep-lat/9605019. M. Fukushima et al, Phys. Lett. B 399 (1997) 141, available as hep-lat/9608084.
- [22] S. Sasaki and O. Miyamura, hep-lat/9811029. M. Fukushima, H. Suganuma and H. Toki, hep-lat/9902005.
- [23] M. Grady, hep-lat/9802035.

- [24] J.D. Stack and R.J. Wensley, Nucl. Phys. B 371 (1992) 597.
- [25] T. Ivanenko, A. Pochinskii and M. Polikarpov, Phys. Lett. B 302 (1993) 458.

L	β	N	l_{\max}	$l_{2\text{nd}}$	$l_{\max} - l_{2\text{nd}}$	$l_{3\text{rd}}$
12	2.3	500	2358 – 3970	18 – 220	2172 – 3930	
14	2.4	500	894 – 3436	22 – 1112	28 – 3400	
16	2.5	500	268 – 2462	22 – 910	4 – 2414	
20	2.5	100	1718 – 5050	50 – 1644	318 – 4964	36 – 684
32	2.5115	100	11872 – 20040	114 – 4676	9066 – 19886	92 – 2476

Table 1: Range of lengths found for the largest, the second largest, their difference and for third largest clusters for the ensembles of N configurations shown.

	q	K — all	K — lge	K — abl
$\beta = 2.5, L = 20$	1	0.035 (3)	0.026 (3) (1)	< 0.0015
$\beta = 2.5115, L = 32$	1	0.0270 (10)	0.0240 (10) (3)	< 0.0010
	2	0.0520 (10)	0.0450 (10) (4)	< 0.0022
	3	0.075 (2)		
	4	0.103 (5)		

Table 2: Monopole string tensions from Wilson loops of varying charge, using all current (‘all’), current from the largest cluster alone (‘lge’) and the remaining current (‘abl’).

q	$R(q)$	$K(q)/K(q=1)$
2	1.827 (1)	2.00 (9)
3	2.192 (1)	2.88 (14)
4	2.526 (1)	3.96 (25)

Table 3: Ratio of monopole string tensions from Wilson loops of varying charge, in the static plasma model and measured at $\beta = 2.5115$ on $L = 32$.

r	$K_{\text{eff}}(r), q = 1$	$K_{\text{eff}}(r), q = 2$	$K_{\text{eff}}^{\text{diff}}(r), q = 1$
2	0.02572 (8)	0.0511 (2)	0.0799 (2)
3	0.02371 (9)	0.0497 (2)	0.0335 (2)
4	0.02355 (10)	0.0483 (3)	0.0176 (5)
5	0.02414 (14)	0.0492 (5)	0.0102 (9)
6	0.02487 (17)	0.0496 (7)	0.0082 (13)
7	0.02565 (20)	0.0501 (7)	0.0062 (21)
8	0.02628 (37)	0.0493 (25)	0.0076 (53)
9	0.02652 (25)	0.0556 (58)	-0.0076 (27)

Table 4: Effective monopole string tensions from Creutz ratios for charges $q = 1, 2$ and from the difference of U(1) and monopole fluxes at $\beta = 2.5115$ on $L = 32$.

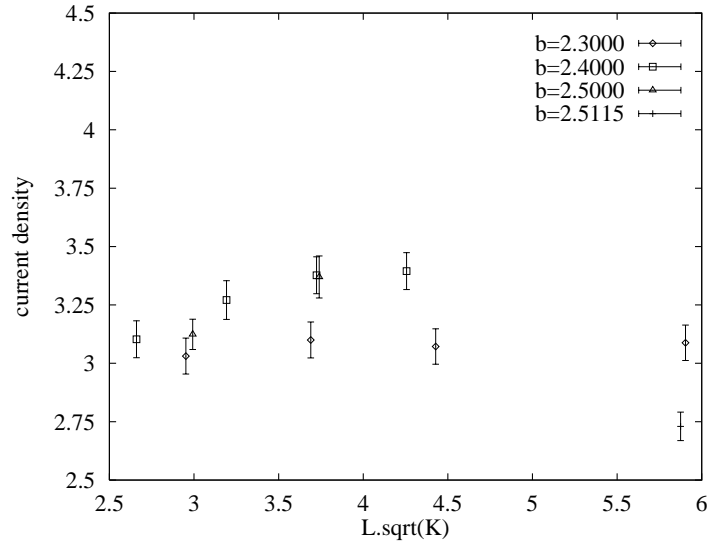


Figure 1: The current density of the largest cluster as a function of lattice size in physical units for various β .

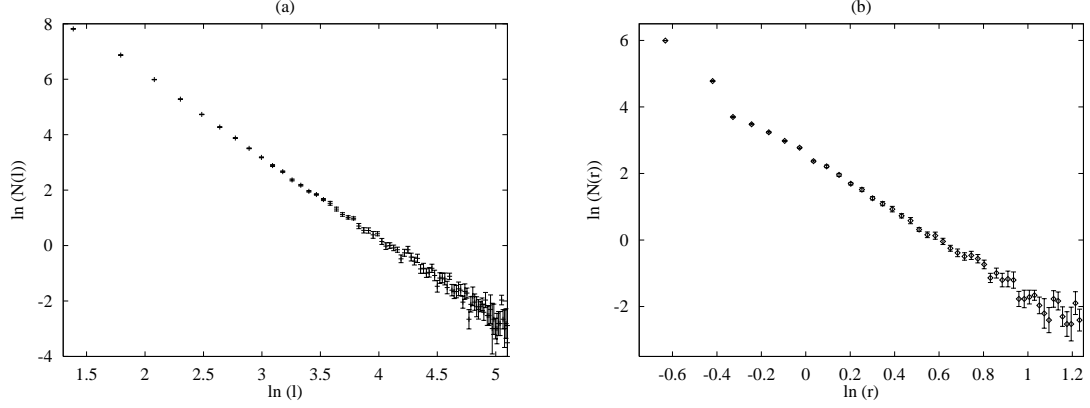


Figure 2: The cluster spectra by a) length and b) radius at $\beta = 2.5115$ on $L = 32$.

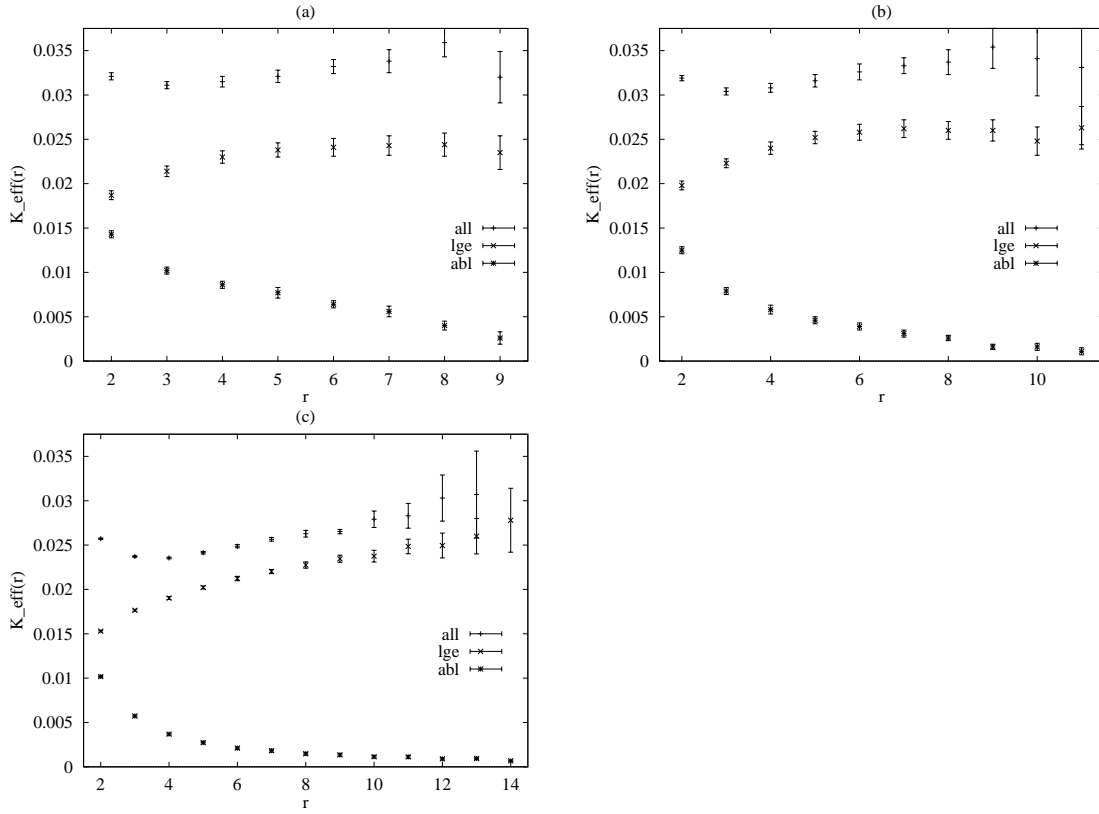


Figure 3: The effective string tension for all clusters ('all'), the largest cluster alone ('lge') and the remaining clusters ('abl') on lattices a) $\beta = 2.5$, $L = 16$, b) $\beta = 2.5$, $L = 20$ and c) $\beta = 2.5115$, $L = 32$.