

# Further lattice evidence for a large re-scaling of the Higgs condensate

P. Cea<sup>1,2</sup>, M. Consoli<sup>3</sup>, L. Cosma<sup>2</sup> and P. M. Stevenson<sup>4</sup>

<sup>1</sup> Dipartimento di Fisica, Università di Bari, via Amendola 173, I-70126 Bari, Italy

<sup>2</sup> INFN - Sezione di Bari, via Amendola 173, I-70126 Bari, Italy

<sup>3</sup> INFN - Sezione di Catania, Corso Italia 57, I-95129 Catania, Italy

<sup>4</sup> Bonner Laboratory, Physics Department, Rice University, Houston TX 77251, USA

## Abstract

Using a high-statistics lattice simulation of the Ising limit of  $(\phi^4)_4$  theory, we have measured the susceptibility and propagator in the broken phase. We confirm our earlier finding of a discrepancy between the field re-scaling implied by the propagator data and that implied by the susceptibility. The discrepancy becomes worse as one goes closer to the continuum limit; thus, it cannot be explained by residual perturbative effects. The data are consistent with an unconventional description of symmetry breaking and "triviality" in which the re-scaling factor for the finite-momentum fluctuations tends to unity, but the re-scaling factor for the condensate becomes larger and larger as one approaches the continuum limit. In the Standard Model this changes the interpretation of the Fermi-constant scale and its relation to the Higgs mass.

# 1 Introduction

The well-established fact that the continuum limit of  $(\text{SU}(2))_4$  theory is "trivial" [17] is traditionally interpreted using renormalized perturbation theory. In that picture, the ratio  $M_h^2/v_R^2$  of the physical Higgs mass to the physical vacuum value  $v_R$  is proportional to the renormalized coupling  $g_{pR}$  and tends to zero as  $1/\ln(\text{cutoff})$ . Since  $v_R$  is fixed by the Fermi constant  $v_R^2 = 1/(G_F/2) = (246 \text{ GeV})^2$ , the physical Higgs mass is driven to zero in the continuum limit. To avoid that phenomenologically disastrous outcome one must invoke a finite cutoff. A smaller cutoff value allows a larger Higgs mass, but the requirement that  $2M_h$  implies an upper bound on  $M_h$  [8].

In general,  $v_R$  differs from the bare "Higgs condensate" value measured on the lattice,  $v_B$  [18]. The two are related by a re-scaling factor  $Z$ :

$$v_R = \frac{v_B}{Z} : \quad (1)$$

In the conventional picture  $Z = Z_{\text{prop}}$  where  $Z_{\text{prop}}$  is the wavefunction-renormalization constant for the propagator of the shifted field  $\phi(x)$  [18]. Due to "triviality," one expects  $Z_{\text{prop}} \rightarrow 0$  in the continuum limit, in agreement with the perturbative prediction  $Z_{\text{prop}} = 1 + O(1/\ln(\text{cutoff}))$ . Lattice data for the shifted-field propagator confirm that  $Z_{\text{prop}}$  is quite close to 1 [8].

However, a different interpretation of "triviality" has been proposed [9,11] in which there are two distinct "Z's" in the broken-symmetry phase. The field  $\phi(x)$  must be divided into a finite-momentum piece and a zero-momentum (space-time-constant) piece,  $\phi_0$ . The former re-scales by the usual wavefunction-renormalization factor  $Z_{\text{prop}}$ , but the latter re-scales by a different factor,  $Z'$ . It is  $Z = Z'$  that is needed in Eq. (1).  $Z'$  is determined by requiring the physical mass to match the second derivative of the effective potential with respect to the renormalized  $\phi_0$ :

$$M_h^2 = \frac{d^2 V_e}{d\phi_0^2} \Big|_{\phi_0 = v_R} = Z' \frac{d^2 V_e}{d\phi_B^2} \Big|_{\phi_B = v_B} = \frac{Z'}{\chi} ; \quad (2)$$

where  $\chi$  is the zero-momentum susceptibility.

Refs. [9,11] argue that in a "trivial" theory the effective potential should be effectively given by the sum of the classical potential and the zero-point energy of the shifted fluctuation field, which behaves as a free field. This leads to a  $V_e$  that is extremely flat in terms of the bare field, implying a logarithmically divergent  $Z'$  of order  $\ln(\Lambda/M_h)$ . Therefore this interpretation of "triviality" predicts that  $Z_{\text{prop}} \rightarrow 0$  and  $Z' \rightarrow 0$  in the infinite-cutoff limit.

A direct test of the "two Z" picture was reported in our previous paper [12]. There we found a discrepancy between the  $Z_{\text{prop}}$  obtained from the propagator and the  $Z'$  obtained from  $M_h^2$ . Absolutely no sign of such a discrepancy was found in the symmetric phase [12], as expected. Here we report a substantially refined calculation in the broken phase;

it involves larger lattices, a tenfold increase in statistics, and uses two distinct methods to evaluate  $M_h$ . Our previous result is confirmed.

## 2 The lattice simulation

The one-component  $(\phi^4)_4$  theory

$$S = \sum_x \left[ \frac{1}{2} (\phi(x) - \phi(x+\hat{e}))^2 + \frac{r_0}{2} \phi^2(x) + \frac{g}{4} \phi^4(x) \right] \quad (3)$$

becomes in the Ising limit

$$S_{\text{Ising}} = \sum_x \left[ \phi(x) + \phi(x-\hat{e}) \right] \quad (4)$$

with  $\phi(x) = \frac{1}{2} (\sigma(x) + 1)$  and where  $\sigma(x)$  takes only the values  $\pm 1$ .

We performed Monte-Carlo simulations of this Ising action using the Swendsen-Wang [13] cluster algorithm. For we chose three successive values,  $\beta = 0.076; 0.07512; 0.07504$ , lying just above the critical  $\beta_c = 0.0748$  [14]. Thus, we are in the broken phase and approaching the continuum limit where the correlation length becomes much, much larger than the lattice spacing. To be confident that finite-size effects are sufficiently under control, we used a lattice size,  $L^4$ , large enough so that  $L = \beta/\xi > 5$  [14,15]. We used  $L = 20; 32; 32$ , respectively. After discarding 10K sweeps for thermalization, we have performed 500K sweeps (ten times more than in our earlier calculation [12]); the observables were measured every 5 sweeps. Statistical errors can be estimated through a direct evaluation of the integrated autocorrelation time [16], or by using the "blocking" [17] or the "grouped jackknife" [18] algorithms. We have checked that applying these three different methods we get consistent results.

We measured the bare magnetization  $v_B = \langle \phi \rangle$  (where  $\langle \phi \rangle = \frac{1}{L^4} \sum_x \phi(x)$  is the average field for each lattice configuration) and the zero-momentum susceptibility

$$\chi = L^4 \langle \phi^2 \rangle - \langle \phi \rangle^2 \quad (5)$$

These results are reported in Table 1. We note that at  $\beta = 0.076$  our values are in excellent agreement with the corresponding results of Jansen et al [19] obtained with a different computational method.

We also computed the shifted-field propagator

$$G(p) = \sum_x \exp(ipx) \langle (\phi(x) - v_B) (\phi(0) - v_B) \rangle \quad (6)$$

where  $\vec{p} = \frac{2}{L}\vec{n}$  with  $\vec{n}$  being a vector with integer-valued components, not all zero. We then fitted the data for  $G(\vec{p})$  to the 2-parameter formula

$$G(\vec{p}) = \frac{Z_{\text{prop}}}{\vec{p}^2 + m_{\text{latt}}^2} \quad (7)$$

where  $m_{\text{latt}}$  is the dimensionless lattice mass and  $\vec{p}^2 = 2 \sin^2 \frac{p}{2}$ . A very good fit is obtained, provided we exclude the lowest three or four momentum points (we return to this point in a moment). The resulting parameters  $Z_{\text{prop}}$  and  $m_{\text{latt}}$  are reported in Table 2, which also lists the values for  $Z$ ,  $m_{\text{latt}}^2$ .

The fact that the fitted  $Z_{\text{prop}}$  is slightly less than one is completely in accord with other authors, see e.g. [8]. It can be attributed to residual interactions, since we are not exactly at the continuum limit, so that the theory is not yet completely "trivial." This explanation is reasonable since we see a tendency for  $Z_{\text{prop}}$  to approach unity as we get closer to the continuum limit.

The propagator data are reported in Figs. 1-3, scaled by a factor of  $(\vec{p}^2 + m_{\text{latt}}^2)$ . We also show, as a point at  $\vec{p} = 0$ , the quantity  $Z$ , obtained from the product  $m_{\text{latt}}^2$ . (Its error bar is dominated by the uncertainty in  $m_{\text{latt}}$ .) According to conventional ideas,  $Z$  should be the same as the wavefunction-renormalization constant,  $Z_{\text{prop}}$ , but clearly it is significantly larger. There is no such a discrepancy in the lattice data for the symmetric phase [12].

Our data shows that the discrepancy gets worse as we approach the critical (see Fig. 4). Thus, it cannot be explained by residual perturbative effects that might cause  $G(\vec{p})$  to deviate from the free-propagator form in (7); such effects should die out in the continuum limit, according to "triviality."

The results accord well with the "two Z" picture where we expect to see the zero-momentum point,  $Z$ ,  $m_{\text{latt}}^2$ , become higher and higher the closer we get to the continuum limit. From this viewpoint it makes sense that, away from the continuum limit, the propagator shows some deviation from the form (7) at low  $\vec{p}$  which explains the need to exclude low- $\vec{p}$  points to get a good fit to (7). As we approach the continuum limit the deviation from the  $Z_{\text{prop}} = (\vec{p}^2 + m_{\text{latt}}^2)$  form should become concentrated in a smaller and smaller range of  $\vec{p}$ , but with a larger and larger spike at  $\vec{p} = 0$ . In the continuum limit the shape should become a discontinuous function that is infinite at  $\vec{p} = 0$  and equal to 1 for all non-zero  $\vec{p}$ . The sequence of pictures in Figs. 1-3 is quite consistent with this expectation.

### 3 Independent determination of the mass

At  $\beta = 0.076$  we can compare with earlier results of Jansen et al [19]. As noted in Table 1, there is excellent agreement for  $v_B$  and  $\beta$ . However, our mass value  $m_{\text{latt}} = 0.42865(456)$  is about 10% larger than the value  $m_R = 0.395(1)$  quoted in ref.[19]. The 10% larger mass results in a 20% increase in our  $Z$ , with respect to the value  $Z_R = 0.893(4)$  reported in

Table 5 of ref. [19]. Hints of some discrepancy affecting  $Z_R$  in the broken phase were actually noted by Jansen et al [19]. Indeed, their value is lower than the perturbative prediction [5] at  $\beta = 0.076$ ,  $Z_{\text{pert}} = 0.929(14)$ . (Notice that this perturbative prediction agrees very well with our result from the shifted-field propagator  $Z_{\text{prop}} = 0.9321(44)$  in Table 2.)

The difference in mass values is probably attributable to the (perturbatively unexpected) behaviour of the propagator data at low  $\beta$ . Indeed, in our earlier work [12], where low- $\beta$  points were included in the fit to (7), we also found a lower value,  $m_{\text{latt}} = 0.406(6)$ . However, due to the tenfold increase in statistics, we now see that the propagator clearly deviates from the form (7) at low  $\beta$ .

Since the determination of the mass is a crucial issue, we decided to check this by independent means. We used the direct method of "time-slice" variables described in ref. [14] (see also [20] pp. 56) in the region of  $\beta$ -values where the propagator is well reproduced by  $Z_{\text{prop}} = (p^2 + m_{\text{latt}}^2)$ . To this end let us consider a lattice with 3-dimension  $L^3$  and temporal dimension  $L_t$  and the two-point correlator

$$C_1(t; 0; k) = \langle S_c(t; k) S_c(0; k) + S_s(t; k) S_s(0; k) \rangle_{\text{conn}}; \quad (8)$$

where

$$S_c(t; k) = \frac{1}{L^3} \sum_x (x; t) \cos(k \cdot x) \quad (9)$$

$$S_s(t; k) = \frac{1}{L^3} \sum_x (x; t) \sin(k \cdot x); \quad (10)$$

Here,  $t$  is the Euclidean time;  $x$  is the spatial part of the site 4-vector  $x$ ;  $k$  is the lattice momentum  $k = (2\pi/L)(n_x; n_y; n_z)$ , with  $(n_x; n_y; n_z)$  non-negative integers; and  $\langle \dots \rangle_{\text{conn}}$  denotes the connected expectation value with respect to the lattice action Eq. (4). In this way, parameterizing the correlator  $C_1$  in terms of the energy  $\epsilon$  as

$$C_1(t; 0; k) = A [\exp(-\epsilon t) + \exp(-\epsilon(L_t - t))]; \quad (11)$$

the mass can be determined through the lattice dispersion relation

$$m_{\text{latt}}^2 = 2(\cosh \epsilon - 1) = 2 \sum_{|\mathbf{k}|=1}^{X^3} (1 - \cos k) ; \quad (12)$$

For  $\beta = 0.0760$  on a  $20^4$  lattice and  $(n_x; n_y; n_z) = (3; 0; 0)$  (the results are rather insensitive to the chosen value of  $k$  in this region), we obtain the data reported in Fig. 5. A fit to Eqs. (11,12) yields

$$m_{\text{latt}} = 0.42718(258); \quad (13)$$

in very good agreement with the value  $m_{\text{latt}} = 0.42865(456)$  extracted from the propagator (see Table 2). This confirms the validity of our determination of the mass.

## 4 Conclusions

In this Letter we have reported new numerical evidence that the re-scaling of the Higgs condensate  $Z$ ,  $m_{\text{latt}}^2$  is different from the conventional wavefunction renormalization  $Z = Z_{\text{prop}}$  defined from the shifted-field propagator. Perturbatively, such a difference might be explicable if it became smaller and smaller when taking the continuum limit (where  $\mu_R \rightarrow 0$ ). However, our lattice data shows that the difference gets larger as one gets closer to the continuum limit,  $m_{\text{latt}} \rightarrow 0$ . See Fig. 4.

Our lattice data is consistent with the unconventional picture of "triviality" and spontaneous symmetry breaking of refs. [9][11] in which  $Z$  diverges logarithmically, while  $Z_{\text{prop}} \rightarrow 1$  in the continuum limit. In this picture the Higgs mass  $M_h$  can remain finite in units of the Fermi-constant scale  $v_R$ , even though the ratio  $M_h/v_R$  goes to zero. The Higgs mass is then a genuine collective effect and  $M_h^2$  is not proportional to the renormalized self-interaction strength. If so, then the whole subject of Higgs mass limits is affected. In view of the importance of the issue, both for theory and phenomenology, we hope and expect that our lattice results will be checked (and/or challenged) by other groups.

This work was supported in part by the U.S. Department of Energy under Grant No. DE-FG 05-92ER 41031 and in part by the Istituto Nazionale di Fisica Nucleare.

## References

- [1] M. Aizenman, Phys. Rev. Lett. 47, 1 (1981).
- [2] J. Frohlich, Nucl. Phys. B 200 (FS4), 281 (1982).
- [3] A. Sokal, Ann. Inst. H. Poincaré, 37, 317 (1982).
- [4] K. G. Wilson and J. Kogut, Phys. Rep. C 12, 75 (1974); G. A. Baker and J. M. Kincaid, Phys. Rev. Lett. 42, 1431 (1979); B. Freedman, P. Smolensky and D. Weinarten, Phys. Lett. B 113, 481 (1982); D. J. E. Callaway and R. Petronzio, Nucl. Phys. B 240, 577 (1984); I. A. Fox and I. G. Halliday, Phys. Lett. B 159, 148 (1985); C. B. Lang, Nucl. Phys. B 265, 630 (1986).
- [5] M. Luscher and P. Weisz, Nucl. Phys. B 290, 25 (1987); *ibidem* B 295, 65 (1988).
- [6] J. Glimm and A. Jaffe, Quantum Physics: A Functional Integral Point of View (Springer, New York, 1981, 2nd Ed. 1987).
- [7] R. Fernandez, J. Frohlich, and A. D. Sokal, Random Walks, Critical Phenomena, and Triviality in Quantum Field Theory (Springer-Verlag, Berlin, 1992).

- [8] For a complete review and extensive reference to the original papers see, C . B . Lang, Computer Stochastics in Scalar Quantum Field Theory, in Stochastic Analysis and Application in Physics, Proc. of the NATO ASI, Funchal, Madeira, Aug. 1993, ed. L . Streit, Kluwer Acad. Publishers, Dordrecht 1994.
- [9] M . Consoli and P . M . Stevenson, Zeit. Phys. C 63, 427 (1994).
- [10] M . Consoli and P . M . Stevenson, hep-ph/9407334.
- [11] M . Consoli and P . M . Stevenson, Phys. Lett. B 391, 144 (1997).
- [12] P . Cea, M . Consoli and L . Cosmai, Mod. Phys. Lett. A 13, 2361 (1998).
- [13] R . H . Swendsen and J . S . Wang, Phys. Rev. Lett. 58, 86 (1987).
- [14] I . M ontvay and P . W eisz, Nucl. Phys. B 290, 327 (1987).
- [15] M . Luscher, Comm . Math. Phys. 104, 177 (1986).
- [16] N . M adras and A . D . Sokal, J. Stat. Phys. 50, 109 (1988).
- [17] C . W hitmer, Phys. Rev. D 29, 306 (1984); H . Flyvbjerg and H . G . Petersen, J. Chem . Phys. 91, 461 (1989).
- [18] B . Efron, Jackknife, the Bootstrap and Other Resampling Plans, (SIAM Press, Philadelphia, 1982); B . A . Berg and A . H . Billoire, Phys. Rev. D 40, 550 (1989).
- [19] K . Jansen, I . M ontvay, G . M unster, T . Trappenberg and U . Wol, Nucl. Phys. B 322, 698 (1989).
- [20] I . M ontvay and G . M unster, Quantum Fields on a Lattice, Cambridge University Press, 1994.

Ref.	$L_{\text{size}}$	# sweeps			$\frac{v_B}{2}$	$\frac{\chi}{2}$
Our data	$20^4$	5	$10^5$	0.076	0.3015 (1)	37.71 (22)
Ref. [19]	$20^4$	7.5	$10^6$	0.076	0.30158 (2)	37.85 (6)
Our data	$32^4$	4	$10^5$	0.07512	0.1617 (1)	193.1 1.7
Our data	$32^4$	5	$10^5$	0.07504	0.13822 (12)	293.38 2.86

Table 1: The lattice data for the magnetization and the susceptibility.

$L_{\text{size}}$	# sweeps			$m_{\text{latt}}$	$Z_{\text{prop}}$	$Z'$
$20^4$	5	$10^5$	0.076	0.42865 (456)	0.9321 (44)	1.0531 (232)
$32^4$	4	$10^5$	0.07512	0.20623 (409)	0.9551 (21)	1.2340 (502)
$32^4$	5	$10^5$	0.07504	0.17417 (411)	0.9578 (15)	1.3357 (643)

Table 2: Our values for  $m_{\text{latt}}$  and  $Z_{\text{prop}}$  as obtained from a fit to the lattice data for the propagator (see Figs.1(3)). We also report  $Z' = m_{\text{latt}}^2$  where the  $\chi$ 's are given in Table 1.



## FIGURE CAPTIONS

Figure 1. The lattice data for the re-scaled propagator at  $\beta = 0.076$ . The zero-momentum full point is defined as  $Z' = m_{\text{latt}}^2$ . The very low momentum region is shown in the inset.

Figure 2. The same as in Fig. 1 at  $\beta = 0.07512$ .

Figure 3. The same as in Fig. 1 at  $\beta = 0.07504$ .

Figure 4. The two re-scaling factors  $Z_{\text{prop}}$  and  $Z'$  as a function of  $m_{\text{latt}}$ .

Figure 5. The two-point connected correlator Eq. (8) at  $\beta = 0.076$  with  $k = (2\pi/L)(3;0;0)$ . The solid line is the fit Eq. (11).

$20^4$ ,  $\kappa=0.0760$ , 100K meas.

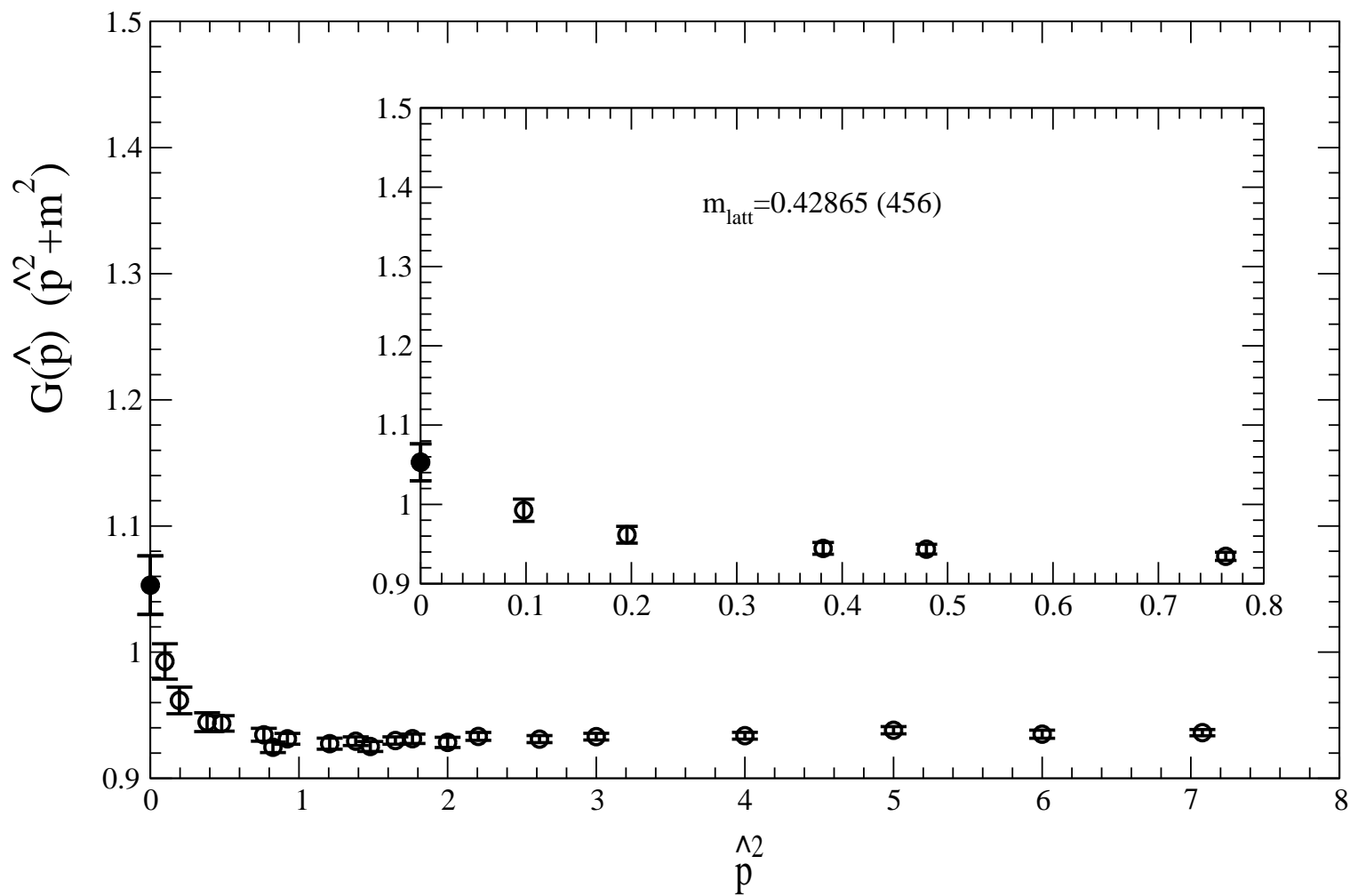


FIGURE 1

$32^4$ ,  $\kappa=0.07512$ , 80K meas.

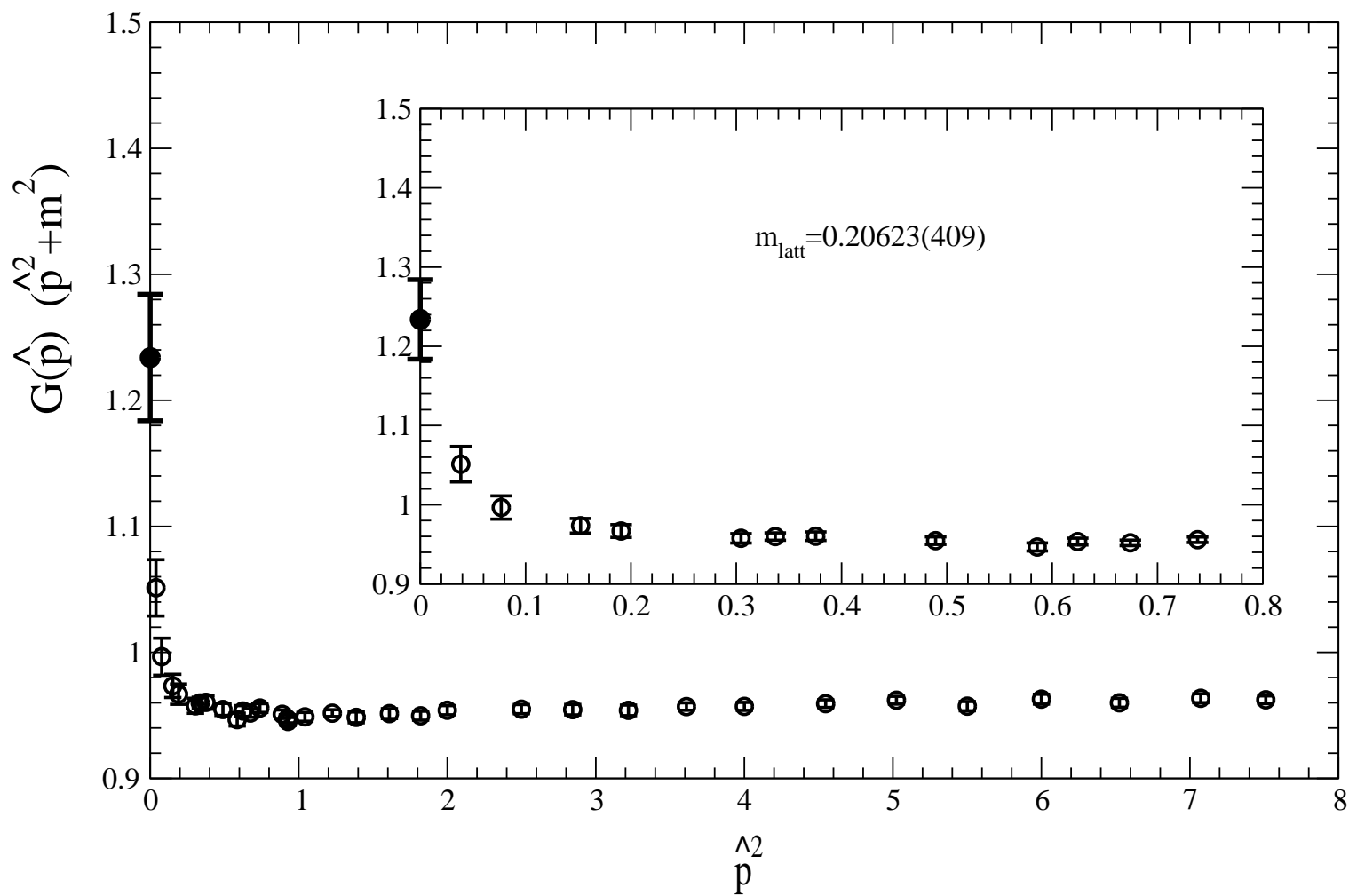


FIGURE 2

$32^4$ ,  $\kappa=0.07504$ , 100K meas.

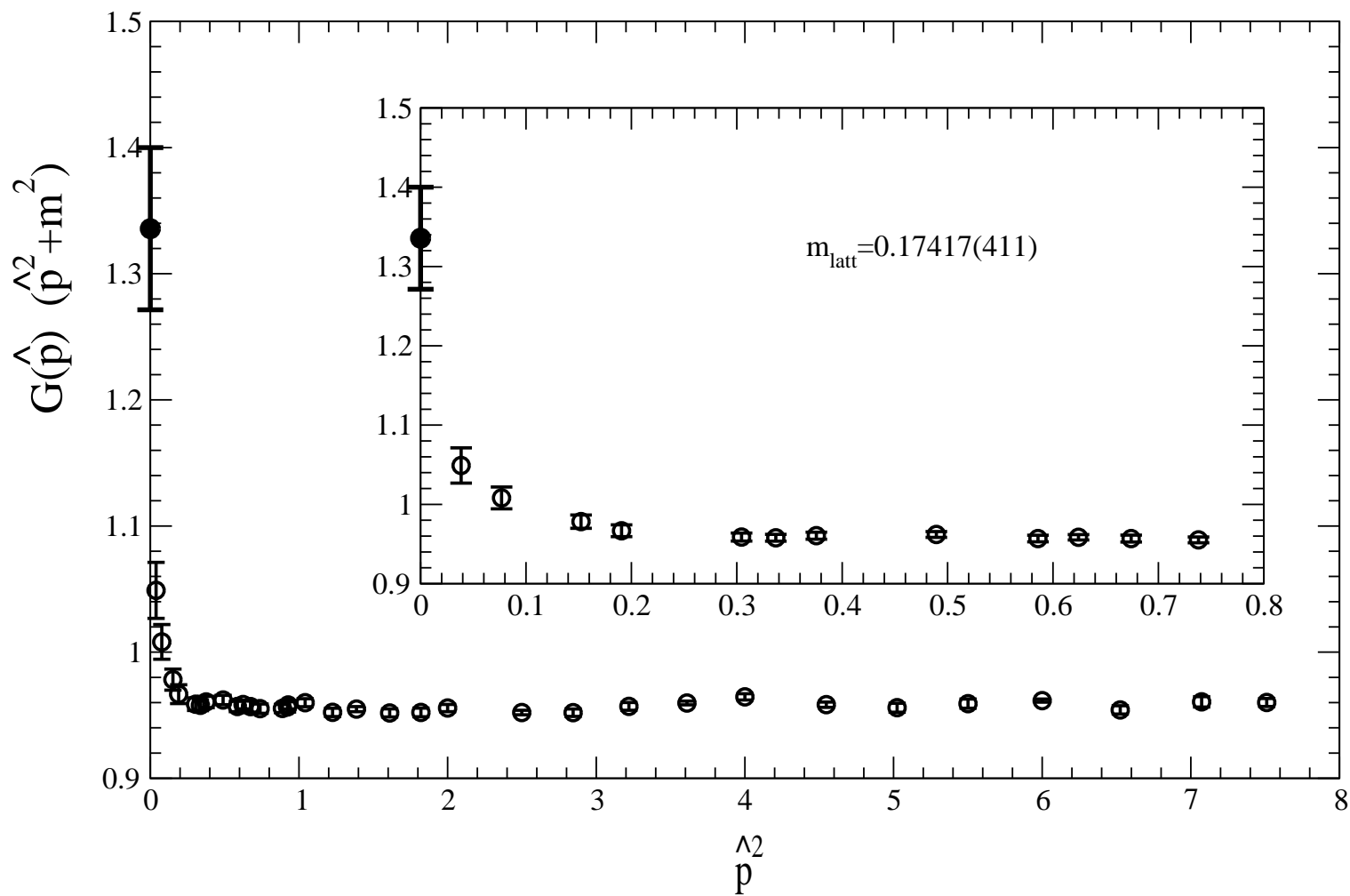
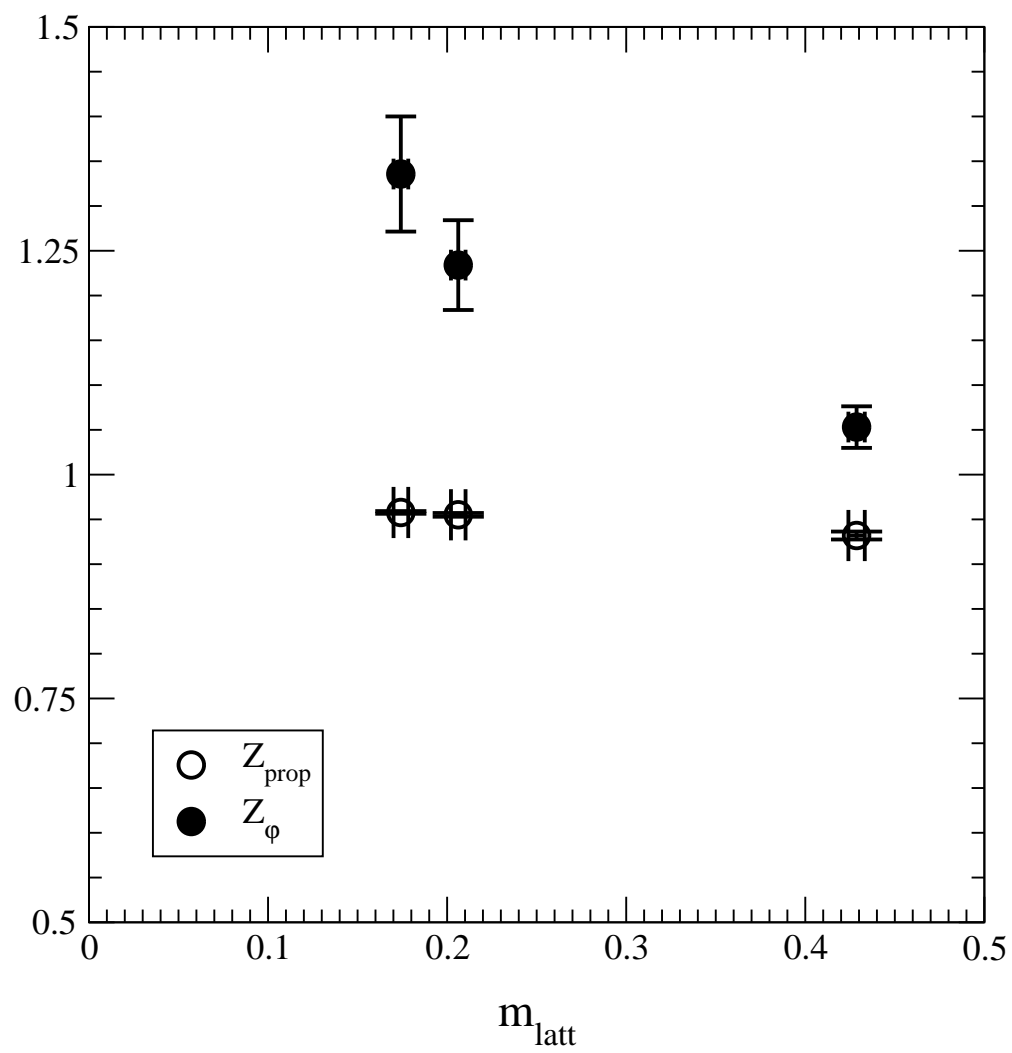


FIGURE 3

FIGURE 4



$20^4$ ,  $\kappa=0.0760$ , 80K meas.

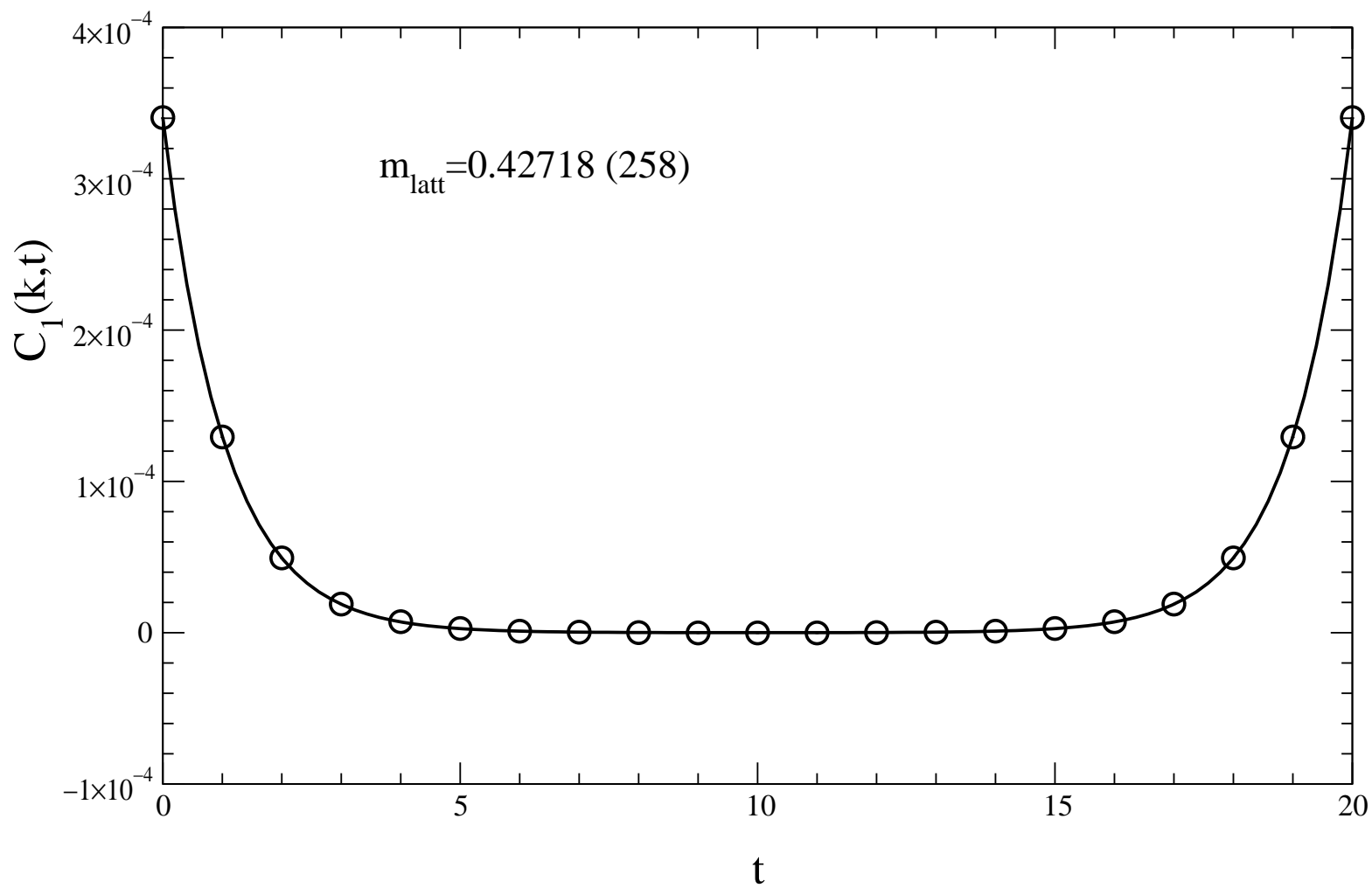


FIGURE 5