

Abelian Monopoles and Action Density in $SU(2)$ Gluodynamics on the Lattice

B.L.G. Bakker^a, M.N. Chernodub^b, M.I. Polikarpov^b
and A.I. Veselov^b

^a *Department of Physics and Astronomy, Vrije Universiteit,
De Boelelaan 1081, NL-1081 HV Amsterdam, The Netherlands*

^b *ITEP, B.Chermushkinskaya 25, Moscow, 117259, Russia*

ABSTRACT

We show that the extended Abelian magnetic monopoles in the Maximal Abelian projection of lattice $SU(2)$ gluodynamics are locally correlated with the magnetic and the electric parts of the $SU(2)$ action density. These correlations are observed in the confined and in the deconfined phases.

Pacs: 11.15.H,12.10,12.15,14.80.H

1 Introduction

The monopole confinement mechanism [1] in lattice gluodynamics seems to be confirmed by many numerical calculations [2]. Monopoles in the Maximal Abelian (MaA) projection [1, 3] are condensed in the confinement phase of gluodynamics [4], their currents satisfy the classical equations of motion for the (dual) Abelian Higgs model [5] and the $SU(2)$ string tension is reproduced by the monopole currents [6].

In the continuum theory the Abelian monopoles arise as singularities in the gauge transformations [1, 7]. The definition of the Abelian monopoles is projection-dependent, monopoles defined in different projections are different in general¹. Therefore it is not clear whether these monopoles are "physical" objects.

The first argument in favor of the physical nature of the Abelian monopoles was given in Ref. [9]: it was found that the total action of $SU(2)$ fields is correlated with the total length of the monopole currents, so there exists a global correlation. It was shown that the Abelian monopoles in the MaA projection are locally correlated with the topological charge [10] and with the non-Abelian action density [11]. In Ref. [12] the correlation of monopoles, \mathbb{Z}_2 strings and the action density was discussed. The investigation of the correlations of monopoles, the topological density and the action density was performed in Ref. [13].

Thus, it is clear, that monopoles (at least in the MaA projection) are physical objects which are responsible for confinement. On the other hand, there is no classification of the non-Abelian fields which correspond to the Abelian monopole in the MaA projection².

To understand the properties of the non-Abelian fields which induce the Abelian monopoles, we report in the present publication on our detailed study of the correlation of monopoles and the magnetic and electric parts of the non-Abelian action in various projections at zero and finite temperature. We also study the correlation of the type-I and type-II extended monopoles [15] with the local non-Abelian action. It is known that the type-II extended monopoles are important for confinement in lattice gluodynamics [9, 16] and type-I extended monopoles play a non-trivial role for the dynamics of the phase transitions in electroweak theory [17] and in the $U(1)$ Abelian Higgs model [18].

The paper is organized as follows. In Section 2 we introduce two quantities η^E and η^M , which define the correlation of the magnetic and electric parts of the $SU(2)$ action with the (extended) monopole charge. In Section 3 we describe the results of numerical calculations. We discuss the results in Section 4.

¹However, there exists a gauge invariant definition of the monopole current in any chosen Abelian projection, see Refs. [8].

²It is known [14] that instantons induce Abelian monopole currents in the Abelian gauge but it seems that they are not the only sources of Abelian monopoles.

2 Correlations of Monopoles with Action Densities

If the Abelian monopole carries the non-Abelian action, then the action density near the monopole current should be larger than the action density far from the monopole trajectory. One of the quantities which can show this effect is the relative excess of the mean action density in the region near the monopole current [11]. The total action can be divided into electric and magnetic parts. The relative excess of the magnetic (electric) action density is defined as:

$$\eta^{\text{M(E)}} = \frac{S_m^{\text{M(E)}} - S}{S}. \quad (1)$$

Here $S = \langle S_P \rangle \equiv \langle (1 - \frac{1}{2} \text{Tr} U_P) \rangle$ is the expectation value of the lattice plaquette action. The quantity S_m^{M} is the action averaged over the plaquettes closest to the monopole current $j_\nu(x)$. The definition of S_m^{M} is:

$$S_m^{\text{M}} = \left\langle \frac{1}{6} \sum_{P \in \partial C_\nu(x)} S_P \right\rangle, \quad (2)$$

where the summation is over the plaquettes P which are the faces of the cubes $C_\nu(x)$; a cube $C_\nu(x)$ is dual to the monopole current $j_\nu(x)$. For the static Abelian monopole $j_0(x) \neq 0$, $j_i(x) = 0$ ($i = 1, 2, 3$), and the boundaries of the cubes dual to the monopole current are formed by the space-like plaquettes $P_{i,j}$, $i, j = 1, 2, 3$. Therefore only the magnetic part of the $SU(2)$ action density, $1/2 \text{Tr} F_{ij}^2$, contributes to S_m^{M} .

The quantity S^{E} in eq. (1) is:

$$S_m^{\text{E}} = \left\langle \frac{1}{24} \sum_{P \in \mathcal{P}(C_\nu(x))} S_P \right\rangle, \quad (3)$$

where $\mathcal{P}(C_\nu(x))$ is the set of all plaquettes P which satisfy the following two conditions: (i) all plaquettes P have one, and only one, common link l_μ with the cube $C_\nu(x)$; (ii) they are lying in the planes, defined by the vectors $\hat{\mu}$ and $\hat{\nu}$. There are 24 such plaquettes corresponding to a cube $C_\nu(x)$. For the static monopole current these plaquettes lie in the planes $(0, i)$, $i = 1, 2, 3$; therefore only the electric part of $SU(2)$ action density, $1/2 \text{Tr} F_{0i}^2$, contributes to the quantity S_m^{E} .

Thus, our definition of electric, S^{E} , and magnetic, S^{M} , parts corresponds to the electric and magnetic parts of the action density only for a static monopole. For non-static monopoles it is convenient to keep these notations.

In the naive continuum limit the expressions (2) and (3) and the plaquette action S have the following form:

$$S_m^{\text{M}} = \frac{1}{24} \langle \text{Tr} (n_\mu(x) \tilde{F}_{\mu\nu}(x))^2 \rangle, \quad (4)$$

$$S_m^{\text{E}} = \frac{1}{6} \langle \text{Tr} (n_\mu(x) F_{\mu\nu}(x))^2 \rangle, \quad (5)$$

$$S = \frac{1}{24} \langle \text{Tr} F_{\mu\nu}^2 \rangle, \quad (6)$$

where $\tilde{F}_{\mu\nu} = 1/2 \varepsilon_{\mu\nu\alpha\beta} F_{\alpha\beta}$, and $n_\mu(x)$ is the unit vector in the direction of the current: $n_\mu(x) = j_\mu(x)/|j_\mu(x)|$ if $j_\mu(x) \neq 0$, and $n_\mu(x) = 0$ if $j_\mu(x) = 0$. For a static monopole eq. (4) and eq. (5) give the normalized average of the chromomagnetic, $1/3(B_i^a)^2$, and chromoelectric, $1/3(E_i^a)^2$, action density at the point where the monopole is located. Eq. (6) gives the normalized total action density: $\langle S \rangle = 1/6 \langle (B_i^a)^2 + (E_i^a)^2 \rangle$.

3 Numerical Results

We calculated the quantities η^M and η^E on symmetric, 24^4 , and asymmetric, $24^3 \cdot 4$ lattices in standard $SU(2)$ lattice gluodynamics. In all these cases, we find in the MaA projection [3] that the quantities $\eta^{M,E}$ are different from zero for all values of β . We also considered the F_{12} (diagonalization of the F_{12} lattice field strength tensor), Polyakov (diagonalization of the Polyakov line) and “random” Abelian gauges. The “random” Abelian gauge means no gauge fixing at all: we take a field configuration, apply a random gauge transformation and then treat the phases of the diagonal elements of the $SU(2)$ gauge field as the Abelian gauge field.

To fix the MaA projection we use the overrelaxation algorithm of Ref. [19]. The number of gauge fixing iterations is determined by the following criterion [20]: the iterations are stopped when the matrix of the gauge transformation $\Omega(x)$ becomes close to the identity matrix: $\max_x \{1 - \frac{1}{2} \text{Tr} \Omega(x)\} \leq 10^{-6}$. We also check that a more accurate gauge fixing does not change our results. By performing a sufficient number of iterations between measurements we have made sure that the configurations on which we performed our measurements are statistically independent.

Figure 1(a) shows the quantities $\eta^{M,E}$ in the MaA projection for the lattice 24^4 . The quantity η^M is 4 – 6 times larger than the quantity η^E for all considered values of $\beta = 4/g^2$. Thus the excess of the chromomagnetic action near the monopole position is larger than the excess of the chromoelectric action.

The correlations increase with increasing β . For small β monopoles are present almost everywhere, so the action averaged over the cubes containing monopoles differs very little from the action averaged over all cubes. The density of monopoles decreases with increasing β , thus the increase of the correlator as $\beta \rightarrow \infty$ means that at large β the Abelian monopoles disappear mainly in the regions with a small $SU(2)$ action density.

Note, that the monopole current j_μ is derived from the plaquettes ∂C_μ which contribute to S^M , thus the fact that $\eta^M \neq 0$ is rather natural. The plaquettes which contribute to S^E are not directly related to the monopole current and the fact that $\eta^E \neq 0$ probably means that there exist some structures in the vacuum of gluodynamics which generate monopole currents and carry electric and magnetic action.

Our numerical simulations show that the quantities $\eta^{E,M}$ for the F_{12} , Polyakov and random Abelian gauges coincide with each other within the numerical errors. For all studied values of the coupling constant β the values of the quantities $\eta^{M,E}$ calculated in these gauges are more than 10 times smaller than those for the MaA

gauge. This fact probably indicates that the Abelian monopoles in the F_{12} and Polyakov Abelian projections carries much less information about the properties of the non-Abelian vacuum than the Abelian monopole in the MaA projection³.

The finite-temperature analysis of the correlators $\eta^{M,E}$ is performed on an asymmetric lattice. We found that at finite temperature the correlators in the MaA projection turned out to be much larger than the correlations in the F_{12} , Polyakov and random gauges. We show the quantities η^M and η^E in the MaA gauge in Figure 1(b). These calculations are performed on a $24^3 \cdot 4$ lattice. It is seen that the confinement–deconfinement phase transition (which occurs at $\beta = \beta_c = 2.3$) has no observable influence on the behavior of the correlators $\eta^{M,E}$.

The correlation between electric and magnetic action in the vicinity of Abelian monopoles is small. We measured the correlation of the product of the electric and the magnetic action with the monopole currents. We find that the correlator

$$\eta^{EM} = \frac{\langle S^E(x) S^M(x) \rangle}{\langle S^E(x) \rangle \langle S^M(x) \rangle} - 1 \quad (7)$$

vanishes within the statistical error for the studied region of the bare coupling β on the lattice 24^4 . This occurs not only when the averages are taken over the full lattice, but also if only the cubes associated with monopoles are included in the average. This result is independent of the gauge fixing condition. Therefore the magnetic and electric fluctuations around the Abelian monopole in the MaA gauge are independent.

We also study the correlations of extended monopoles [15] with the electric and magnetic action. There are two types of extended monopoles [15]: type I corresponds to the plaquettes of size $\ell \times \ell$; type II uses all 1×1 plaquettes that tile the faces of an ℓ^3 sized cube associated with a monopole current. We measured the correlations of the magnetic and the electric action densities with the extended monopoles of sizes $\ell = 2, 3$ and 4. It turns out that for the whole range of the bare coupling β studied, the quantity η^M for type-II monopoles is larger than that for the type-I monopoles. In Figures 2(a,b) we show the dependence of the quantity η^M on β for type-II monopoles and type-I monopoles. In order to show a similarity between different types of monopoles we plot the quantity η^M for the type-I and type-II monopoles *vs.* linear size of the extended monopoles ℓ (Figure 3). The figure clearly shows that the larger the size of the monopole the smaller the correlation η^M is. This fact is not unexpected since with increasing monopole size the part of the lattice which belongs to a monopole gets larger and therefore the averaged action associated with the monopole gets closer to the total averaged action. If the correlations η^M and η^E are physical quantities then they should depend on the physical monopole size, $b = \ell a$, where a is the physical lattice spacing. We are planning to study this dependence in our next publication.

³In Ref. [13] the correlator η^M is studied under the smoothing procedure. It was found that for elementary monopoles in different gauges this correlator is of the same order. The smoothing procedure removes short-range fluctuations, therefore the result of Ref. [13] probably indicates that the small correlation of the monopoles with the action density in, say, the Polyakov gauge, is due to ultraviolet vacuum fluctuations.

4 Discussion and Conclusions

We discussed the local correlations of the electric and magnetic parts of the $SU(2)$ action with Abelian monopoles in various Abelian projections. We have shown that monopoles in the Maximal Abelian projection are correlated with the electric and magnetic parts of the action density at zero and at finite temperature. The same result is obtained also for type-I and type-II extended monopoles. The correlators $\eta^{\text{M,E}}$ for the type-II monopoles are always larger than the correlators for the type-I monopoles. Thus, for the description of the vacuum of $SU(2)$ gluodynamics the type-II monopoles are more suitable variables than the type-I monopoles, in agreement with Refs. [9, 16].

The correlation of the monopoles with the electric part of the action density is smaller than the correlation with the magnetic part of the action density. The correlations of the Abelian monopole with both parts of the $SU(2)$ action density in the Polyakov, F_{12} and random gauges are of the same order; all of them are much smaller than the correlations in the MaA gauge.

We note here that the existence of the correlation of the electric and the magnetic action densities with the Abelian monopoles can be understood from the fact that the Abelian monopoles are correlated with the topological charge density [10, 21, 22]. Indeed this correlation means that the monopole currents are accompanied by a non-zero density of the topological charge. This charge is non-zero if and only if both the electric and magnetic action densities are non-zero.

We conclude that the Abelian monopoles in the Maximal Abelian projection are physical objects which carry both magnetic and electric parts of the $SU(2)$ action density.

Acknowledgments

The authors are grateful to T. Suzuki and Yu.A. Simonov for useful discussions. M.N.Ch. and A.I.V. feel much obliged for the kind reception given to them by the staff of the Department of Physics and Astronomy of the Free University at Amsterdam. This work was partially supported by the grants INTAS-96-370, INTAS-RFBR-95-0681, RFBR-96-02-17230a, RFBR-97-02-17491a and RFBR-96-15-96740.

References

- [1] S. Mandelstam, *Phys. Rep.*, **23C** (1976) 245;
G. 't Hooft, "High Energy Physics", A. Zichichi ed., Editrice Compositori, Bologna, 1976.
- [2] T. Suzuki, *Nucl. Phys. Proc. Suppl.* **30** (1993) 176;
M. I. Polikarpov, *Nucl. Phys. Proc. Suppl.* **53** (1997) 134;

- M.N. Chernodub and M.I. Polikarpov, in *"Confinement, Duality and Nonperturbative Aspects of QCD"*, p.387, Ed. by Pierre van Baal, Plenum Press, 1998; **hep-th/9710205**;
 G. S. Bali, talk given at 3rd International Conference on Quark Confinement and the Hadron Spectrum (Confinement III), Newport News, VA, June 1998, **hep-ph/9809351**;
 R. W. Haymaker, to be published in *Phys. Rep.*, **hep-lat/9809094**.
- [3] A. S. Kronfeld, M. L. Laursen, G. Schierholz and U. J. Wiese, *Phys. Lett.* **198B**, (1987) 516;
 A. S. Kronfeld, G. Schierholz and U. J. Wiese, *Nucl. Phys.* **B293**, (1987) 461.
- [4] L. Del Debbio, A. Di Giacomo, G. Paffuti and P. Pieri, *Phys. Lett.* **B355** (1995) 255;
 N. Nakamura, V. Bornyakov, S. Ejiri, S. Kitahara, Y. Matsubara and T. Suzuki, *Nucl. Phys. Proc. Suppl.* **53** (1997) 512;
 M.N. Chernodub, M.I. Polikarpov and A.I. Veselov, *Phys. Lett.* **B399** (1997) 267.
- [5] V. Singh, R.W. Haymaker and D.A. Browne, *Phys. Rev.* **D47** (1993) 1715;
 Ch. Schlichter, G.S. Bali and K. Schilling, *Nucl. Phys. Proc. Suppl.* **63** (1998) 519, **hep-lat/9709114**; *preprint HLRZ-1998-53*, **hep-lat/9809039**.
- [6] H. Shiba and T. Suzuki, *Phys. Lett.* **B333** (1994) 461;
 J.D. Stack, S.D. Neiman and R.J. Wensley, *Phys. Rev.* **D50** (1994) 3399;
 G.S. Bali, V. Bornyakov, M. Müller-Preussker and K. Schilling, *Phys. Rev.* **D54** (1996) 2863.
- [7] G. 't Hooft, *Nucl. Phys.* **B190** (1981) 455.
- [8] M.N. Chernodub, M.I. Polikarpov and A.I. Veselov, talk given at the International Workshop *"Recent Developments in QCD and Hadron Physics"*, December, 1996, Yukawa Institute, Kyoto, Japan, **hep-th/9704155**;
 M.N. Chernodub, F. V. Gubarev, M. I. Polikarpov and A. I. Veselov, *Progr. Theor. Phys. Suppl.* **131** (1998) 309; **hep-lat/9802036**.
- [9] H. Shiba and T. Suzuki, *Phys. Lett.* **B351** (1995) 519.
- [10] M. Feurstein, H. Markum and S. Thurner, *Phys. Lett.* **B396** (1997) 203.
- [11] B.L.G. Bakker, M.N. Chernodub and M.I. Polikarpov, *Phys. Rev. Lett.* **80** (1998) 30.
- [12] L. Del Debbio, M. Faber, J. Greensite and S. Olejnik, talk at the NATO Workshop *"New Developments in Quantum Field Theory,"* Zakopane, Poland (June 1997); **hep-lat/9708023**.

- [13] E.-M. Ilgenfritz, H. Markum, M. Müller–Preussker and S. Thurner, talk at Lattice’98, [hep-lat/9809154](#);
S. Thurner, H. Markum, E.-M. Ilgenfritz, M. Müller–Preussker, talk presented at ICHEP98, [hep-lat/9809153](#);
E.-M. Ilgenfritz, H. Markum, M. Müller–Preussker, W. Sakuler and S. Thurner, *Progr. Theor. Phys. Suppl.* **131** (1998) 353; [hep-lat/9804031](#).
- [14] M. N. Chernodub and F. V. Gubarev, *JETP Lett.* **62** (1995) 100;
A. Hart and M. Teper, *Phys. Lett.* **B371** (1996) 261;
H. Suganuma, S. Umiedo, S. Sasaki, H. Toki and O. Miyamura, *Aust. J. Phys.* **50** (1997) 233;
R.C. Brower, K.N. Orginos and Chung-I Tan, *Phys. Rev.* **D55**, 6313 (1997).
- [15] T. L. Ivanenko, A. V. Pochinskii and M. I. Polikarpov, *Phys. Lett.* **B252** (1990) 631.
- [16] S. Kitahara, Y. Matsubara and T. Suzuki, *Prog. Theor. Phys.* **93** (1995) 1;
S. Kato, M. N. Chernodub, S. Kitahara, N. Nakamura, M. I. Polikarpov, T. Suzuki, *Nucl. Phys.* **B520** (1998) 323;
M. N. Chernodub, S. Kato, N. Nakamura, M. I. Polikarpov, and T. Suzuki, *preprint ITEP-TH-61/98*.
- [17] M. N. Chernodub, F. V. Gubarev, E.-M. Ilgenfritz and A. Schiller, *Phys. Lett.* **B434** (1998) 83; [hep-lat/9807016](#), to published in *Phys. Lett.* **B**.
- [18] K. Kajantie, M. Karjalainen, M. Laine, J. Peisa and A. Rajantie, *Phys. Lett.* **B428** (1998) 334;
K. Kajantie, M. Laine, T. Neuhaus, J. Peisa, A. Rajantie and K. Rummukainen, *preprints CERN-TH/98-295, HIP-1998-60/TH*, [hep-ph/9809334](#).
- [19] J.E. Mandula and M. Ogilvie, *Phys. Lett.* **248B** (1990) 156.
- [20] V. G. Bornyakov, E.-M. Ilgenfritz, M. L. Laursen, V. K. Mitryushkin, M. Müller–Preussker, A. J. van der Sijs and A. M. Zadorozhnyi, *Phys. Lett.* **B261** (1991) 116;
G.I. Poulis, *Phys. Rev.* **D56** (1997) 161.
- [21] V. Bornyakov and G. Schierholz, *Phys. Lett.* **B384** (1996) 190.
- [22] M.N. Chernodub, F.V. Gubarev and M.I. Polikarpov, *Nucl. Phys. Proc. Suppl.* **63** (1998) 516; [hep-lat/9801010](#).

Figures

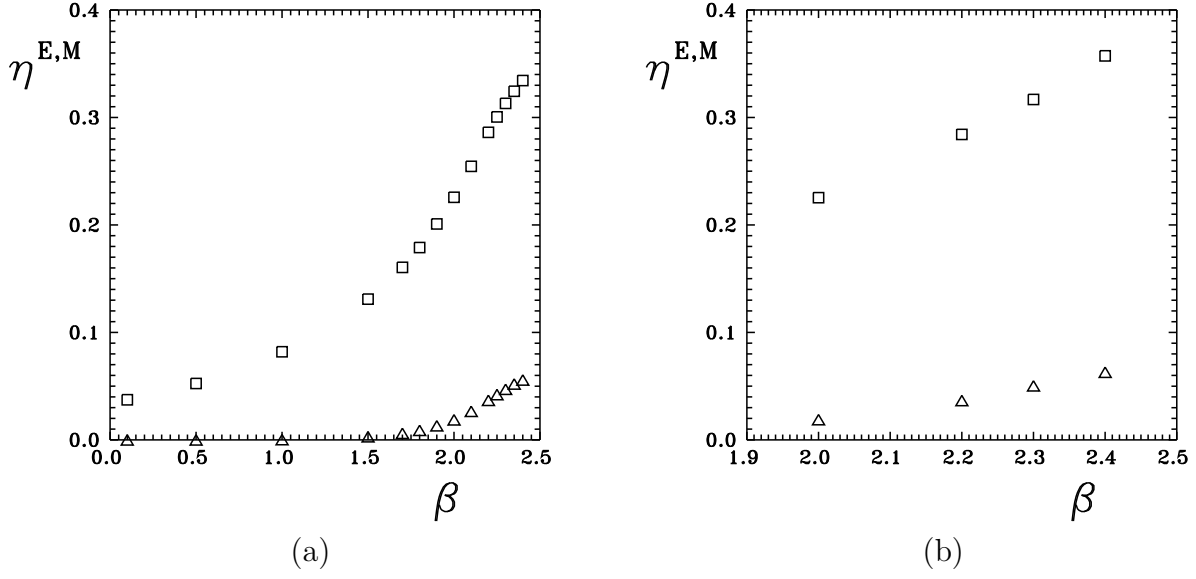


Figure 1: (a) The quantities η^M (boxes) and η^E (triangles) *vs.* β on the lattice 24^4 for the MaA projection. In all figures the error bars are much smaller than the sizes of the symbols used; (b) the same as in (a), but now for the lattice $24^3 \cdot 4$.

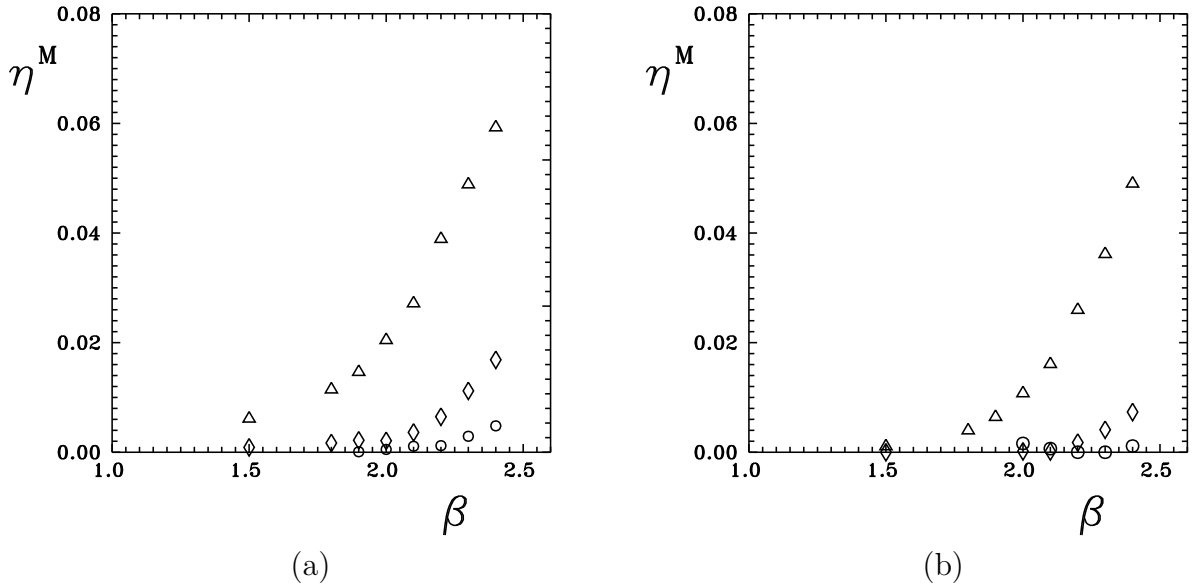


Figure 2: (a) The correlator η^M in the MaA gauge for a 24^4 lattice *vs.* β for type-II extended monopoles of sizes 2 (triangles), 3 (diamonds) and 4 (circles); (b) The same as in (a), but now for type-I monopoles.

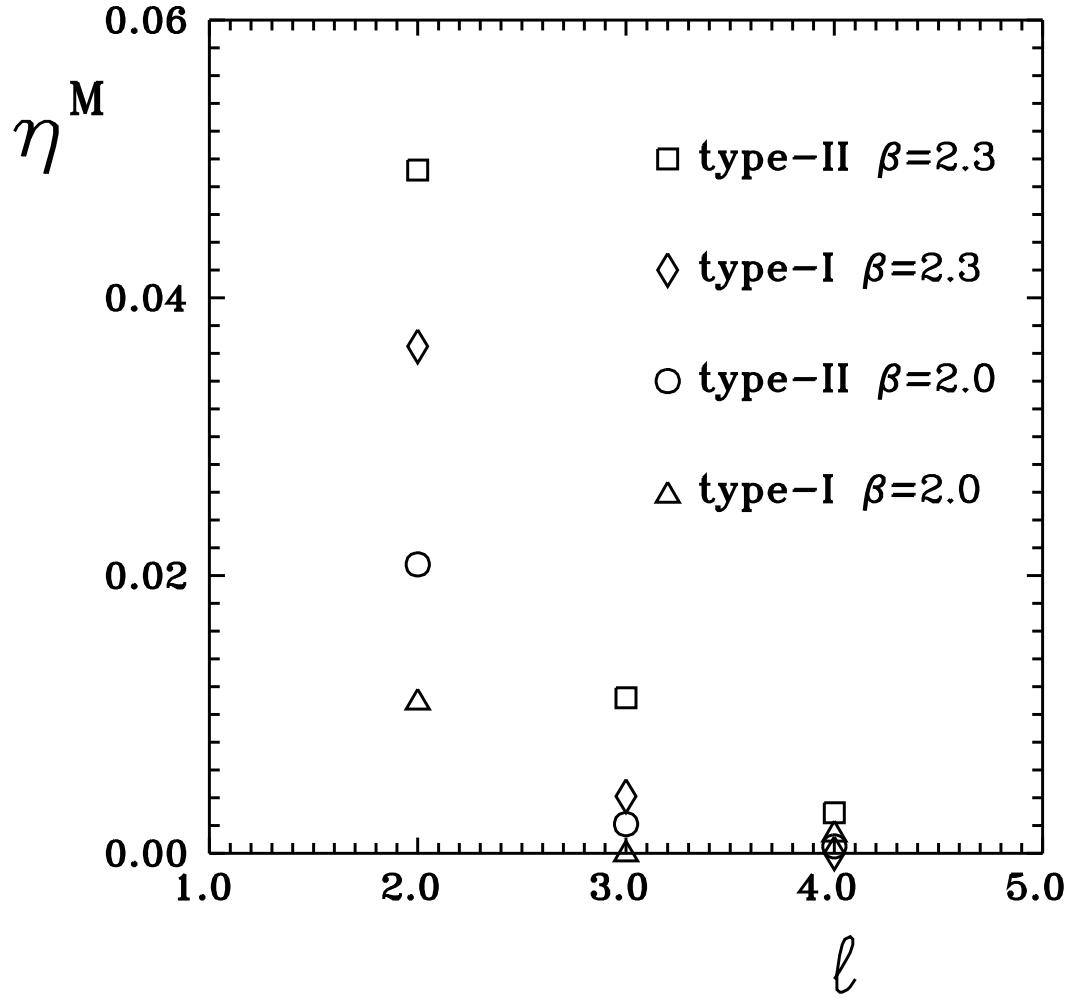


Figure 3: The correlator η^M plotted as a function of the linear dimension ℓ of the extended monopoles, the lattice size is 24^4 .