

NTUTH-98-097
September 1998

Topological phases of Neuberger-Dirac operator

Ting-Wai Chiu

Department of Physics, National Taiwan University
Taipei, Taiwan 106, R.O.C
E-mail : twchiu@phys.ntu.edu.tw

Abstract

The response of the Neuberger-Dirac fermion operator $D = \mathbf{1} + V$ in the topologically nontrivial background gauge field depends on the negative mass parameter m_0 in the Wilson-Dirac fermion operator D_w which enters D through the unitary operator $V = D_w(D_w^\dagger D_w)^{-1/2}$. We classify the topological phases of D by comparing its index to the topological charge of the smooth background gauge field. A discrete symmetry in the topological phase diagram is proved for any gauge configurations.

PACS numbers: 11.15.Ha, 11.30.Rd, 11.30.Fs

1 Introduction

It is well known that the Neuberger-Dirac operator [1], [2]

$$D = \mathbb{1} + V, \quad V = D_w(D_w^\dagger D_w)^{-1/2} \quad (1)$$

reproduces the exact zero modes with definite chirality and realizes the Atiyah-Singer index theorem on a finite lattice for smooth background gauge fields with nonzero topological charge [3]. However, this is only true for the negative mass parameter m_0 in the range $(0, 2r_w)$ for the Wilson-Dirac fermion operator D_w with Wilson parameter $r_w > 0$

$$D_w = -m_0 + \frac{1}{2}[\gamma_\mu(\nabla_\mu^* + \nabla_\mu) - r_w \nabla_\mu^* \nabla_\mu] \quad (2)$$

where ∇_μ and ∇_μ^* are the forward and backward difference operators defined in the following,

$$\begin{aligned} \nabla_\mu \psi(x) &= U_\mu(x) \psi(x + \hat{\mu}) - \psi(x) \\ \nabla_\mu^* \psi(x) &= \psi(x) - U_\mu^\dagger(x - \hat{\mu}) \psi(x - \hat{\mu}) \end{aligned}$$

Except for the region $m_0 < 0$ which corresponds to the positive mass in D_w and gives zero index for any background gauge field has been noted by Neuberger in ref. [2], there is literally no discussions in the literature about what would happen to D for other values of m_0 , namely, $m_0 \geq 2r_w$. In ref. [4], Chandrasekharan remarked that D_w must have an appropriately tuned negative mass term such that D is in the right phase to reproduce QCD. However, there is no further discourse on how to identify the phase such that D can possess the proper topological characteristics and reproduce the correct continuum physics. In this paper we attempt to understand this intriguing problem from a rather modest point of view, namely, to classify the phases of D as a function of m_0 by comparing its $\text{index}(D)$ to the topological charge Q of the smooth background gauge field. First, in the free field limit, we can distinguish different phases of D according to its real eigenmodes. The phase transition is signaled by the change of the numbers of real eigenmodes. We note that in the free field limit the real eigenmodes of D must be either at the corners of the Brillouin zone or at the origin. However, the converse of this statement is not always true, since at some values of m_0 , some of the eigenmodes at the corners of Brillouin zone become complex. Then we turn on the background gauge field to compute the index of D , and compare $\text{index}(D)$ to the topological charge Q of the background gauge field. If $\text{index}(D) = 0$ for any smooth gauge configurations, then D is called to be in the *topologically trivial phase*. If $\text{index}(D) = Q$, then D is called to be in the *topologically proper phase*. If D is not topologically trivial but $\text{index}(D) \neq Q$, then D is called to be in the *topologically improper phase*. As we turn on the background gauge field

smoothly from zero to some finite values, the locations of the phase boundaries also evolve accordingly. When the gauge fields reach a certain level of magnitude and roughness, the phase boundaries bifurcate and the phase diagram become very complicated. We expect that for gauge configurations in dynamical simulations the phase boundaries may change significantly from those of smooth background gauge fields. However, to classify all topological phases of D for smooth background gauge fields is the first step toward the understanding of the topological phases of D for the full QCD, which is the main purpose of this paper. Furthermore, we prove that in the topological phase diagram there exists a discrete symmetry which holds for any smooth or rough gauge configurations. This provides a useful scheme to identify the topological phases especially for the case of rough gauge configurations. We discover that at one of the topological phase boundaries of D , the theory is free of species doublings in the free field limit but turns out to be topologically trivial in background gauge fields. This provides an explicit example that for D free of species doubling in the free field limit is not sufficient to guarantee the realization of Atiyah-Singer index theorem on the lattice, in contrast to the condition of reproducing correct axial anomaly in the perturbation calculations [5]. This may indicate that the topological characteristics of the fermion operator D are of nonperturbative origins and thus could not be revealed by any perturbation calculations. We note in passing that the locality of Ginsparg-Wilson fermion operator D is not relevant to its zero modes and index, as discussed and demonstrated in [6] and [7].

First, we sketch schematically the topological phases of D in Fig. 1. On a d -dimensional lattice, the topological phases of D in the free field limit can be divided into $d+2$ intervals on the m_0 real line according to the real eigenmodes of D . As we turn on the gauge fields, the phase boundaries evolve accordingly. The first region contains the interval $m_0 < 0$ in the free field limit. In this phase, the spectrum of D does not possess any zero modes and thus can not describe massless particles, and the index is zero for any background gauge field. Therefore D is called *topologically trivial* in this phase. The second region contains the segment $0 < m_0 < 2r_w$ in the free field limit. In this phase, D has exact zero modes with definite chirality, and the index of D is equal to the topological charge of the background gauge field. Therefore D is called *topologically proper* in this phase. The third region contains the segment $2r_w < m_0 < 4r_w$ in the free field limit. In this phase, D also has exact zero modes with definite chirality, *but the index of D is not equal to the topological charge of the background gauge field*. Thus D is called *topologically improper* in this phase. The phase boundary with the endpoint $m_0 = 2r_w$ which separates the topologically proper and improper phases turns out to be very interesting. Along this critical line, D has no doubled modes in the free field limit but the index of D is always zero for any background gauge field. This provides a counterexample to the dogma that the correct axial anomaly should

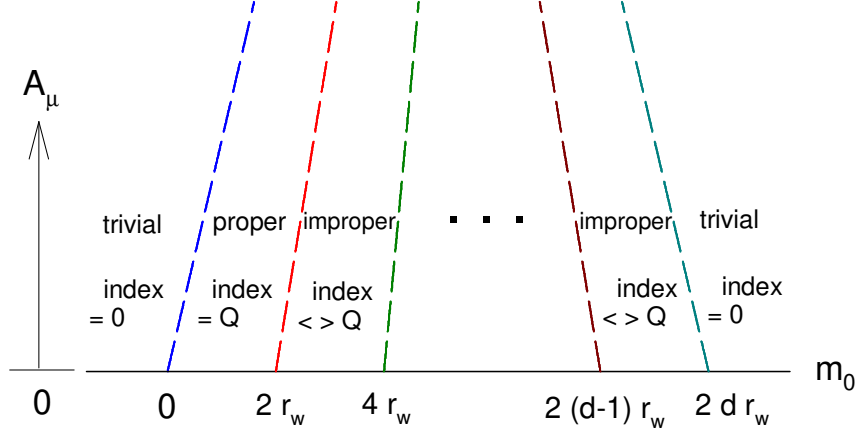


Figure 1: The topological phase diagram of D on a d -dimensional lattice. The phase boundaries denoted by dashed lines are sketched to indicate their evolutions with respect to the background gauge field. The critical points in the free field limit (at the horizontal line) are determined exactly. The reflection symmetry with respect to the symmetry axis $m_0 = dr_w$ is also shown explicitly.

be reproduced if the theory describes a single massless fermion without species doubling in the free field limit. The next phase again contains a segment of the m_0 real line with width $2r_w$ in the free field limit. The process of dividing the m_0 real line into different phases continues until it reaches $2dr_w$, then the last phase is the region containing the interval $2dr_w < m_0 < \infty$. Except at the critical line with endpoint $m_0 = 2r_w$, D at all other phase boundaries suffers from species doublings and also are topologically trivial. In any dimensions, only the region containing the interval $0 < m_0 < 2r_w$ in the free field limit is the topologically proper phase for D , other phases are either topologically trivial or improper. For a lattice of even number of sites in each dimension, there is a reflection symmetry in the topological phase diagram with respect to the symmetry axis $m_0 = dr_w$, i.e., $\text{index}[D(m_0)] = -\text{index}[D(2dr_w - m_0)]$. It follows from this that if there is a phase boundary located at $m_0 = x < dr_w$ on the LHS, then there is another phase boundary located at $m_0 = 2dr_w - x$ on the RHS, and these two phase boundaries appear as images to each other with respect to the mirror at $m_0 = dr_w$. For d is even dimensions (for example, see Fig. 2 and Fig. 3), the symmetry axis $m_0 = dr_w$ is also a phase boundary with zero index and its location is invariant for any background

gauge configurations.

This paper is organized as the following. In section 2, we prove the reflection symmetry in the topological phase diagram of D . In section 3, we investigate some details of the topological phases diagrams in two dimensions and four dimensions respectively. In section 4, we summarize and demonstrate the bifurcation of topological phases by increasing the amplitudes of the local sinusoidal fluctuations of the background gauge fields on a two dimensional lattice.

2 The Discrete Symmetry of the Index

In this section, we prove that for a lattice of *even* number of sites in each dimension ($L_\mu = N_\mu a$, $N_\mu = \text{even integer}$, $\mu = 1, \dots, d$), the topological phase diagram of the Neuberger-Dirac operator $D(m_0)$ has a reflection symmetry with respect to the axis $m_0 = dr_w$, and the index of D is *odd* under the reflection, i.e., $\text{index}[D(m_0)] = -\text{index}[D(2dr_w - m_0)]$.

Proof :

For a given gauge configuration, the index of $D(m_0)$ is defined to be $n_-(m_0) - n_+(m_0)$, where $n_-(n_+)$ denotes the number of zero modes of negative (positive) chirality. Let ϕ_+^s , $s = 1, \dots, n_+$ be the normalized eigenfunctions of the zero modes with positive chirality,

$$D(m_0)\phi_+^s = 0, \quad \gamma_5\phi_+^s = \phi_+^s \quad (3)$$

Then ϕ_+^s is a real eigenmode of D_w with negative real eigenvalue $-\mu_s$ such that

$$D_w(m_0)\phi_+^s = -\mu_s\phi_+^s \quad (4)$$

$$V(m_0)\phi_+^s = -\phi_+^s \quad (5)$$

The standard Wilson-Dirac lattice fermion operator D_w , Eq. (2) can be rewritten as

$$[D_w(m_0)]_{x,y} = (dr_w - m_0)\delta_{x,y} - [T(r_w)]_{x,y} \quad (6)$$

where

$$[T(r_w)]_{x,y} = \frac{1}{2} \sum_\mu \left[(r_w - \gamma_\mu) U_\mu(x) \delta_{x+\hat{\mu},y} + (r_w + \gamma_\mu) U_\mu^\dagger(x - \hat{\mu}) \delta_{x-\hat{\mu},y} \right] \quad (7)$$

The Dirac and color indices are suppressed. The fundamental properties of T are :

$$\gamma_5 T \gamma_5 = T^\dagger \quad (8)$$

$$STS = -T \quad (9)$$

where $S_{x,y} = \prod_{\mu} (-1)^{x_{\mu}/a} \delta_{x,y}$ and satisfies $S^2 = \mathbb{I}$ and $S^{\dagger} = S$. We note that Eq. (9) is only satisfied by lattices with even number of sites in each dimension [8]. It is evident that an eigenfunction of D_w must be an eigenfunction of T , and vice versa. Then we have

$$T\phi_+^s = t_s\phi_+^s \quad (10)$$

where $t_s = \mu_s + (dr_w - m_0)$. Using Eq. (9) and $S^2 = \mathbb{I}$, we obtain

$$\begin{aligned} \det(T - t\mathbb{I}) &= \det(S) \det(T - t\mathbb{I}) \det(S) \\ &= \det(STS - t\mathbb{I}) = \det(-T - t\mathbb{I}) \end{aligned}$$

Thus the eigenvalues of T must come in $\pm t_s$ pairs. It follows that the eigenvalues of $D_w(m_0)$ must come in $dr_w - m_0 \pm t_s$ pairs. Now if we substitute m_0 by $2dr_w - m_0$, then the eigenvalues of $D_w(2dr_w - m_0)$ come in $-(dr_w - m_0 \mp t_s)$ pairs. Therefore if $D_w(m_0)$ has a negative real eigenvalue, say, $-\mu_s$, then $D_w(2dr_w - m_0)$ has a corresponding positive real eigenvalue, $+\mu_s$, and this implies that $D(2dr_w - m_0)$ has a +2 real eigenmode while $D(m_0)$ has a zero mode, and vice versa, i.e.,

$$n_2^+(m_0) = n_+(2dr_w - m_0) \quad (11)$$

$$n_2^-(m_0) = n_-(2dr_w - m_0) \quad (12)$$

$$n_+(m_0) = n_2^+(2dr_w - m_0) \quad (13)$$

$$n_-(m_0) = n_2^-(2dr_w - m_0) \quad (14)$$

Since we have proved in ref. [3] that the number of zero modes and the number of +2 modes for $D(m_0)$ must obey the relation

$$n_2^+(m_0) - n_2^-(m_0) = n_-(m_0) - n_+(m_0), \quad (15)$$

we immediately obtain

$$n_+(2dr_w - m_0) - n_-(2dr_w - m_0) = n_-(m_0) - n_+(m_0). \quad (16)$$

That is

$$\text{index}[D(2dr_w - m_0)] = -\text{index}[D(m_0)]. \quad (17)$$

This is the discrete symmetry of index(D) which holds for any gauge configurations. It transcribes to the reflection symmetry in the topological phase diagram with the symmetry axis at $m_0 = dr_w$. When the gauge fields are very rough, the topological phase diagram becomes very complicated, the only thing surely survives in such chaotic environments is the discrete symmetry, Eq. (17).

We note that $T(r_w)$ has another discrete symmetry,

$$[T(r_w)]^\dagger = -T(-r_w) \quad (18)$$

which follows directly from Eq. (7). Then we have the following discrete symmetry for D_w ,

$$[D_w(m_0, r_w)]^\dagger = -D_w(-m_0, -r_w) \quad (19)$$

From this relation, we immediately know that the zero modes of $D(m_0, r_w)$ are the +2 eigenmodes of $D(-m_0, -r_w)$, and vice versa. Using Eq. (15), we obtain the following discrete symmetry for the index of D

$$\text{index}[D(m_0, r_w)] = -\text{index}[D(-m_0, -r_w)]. \quad (20)$$

This discrete symmetry implies that if we change the sign of the Wilson parameter r_w , then the new topological phase diagram is the *negative* image of the old topological phase diagram with respect to the mirror at $m_0 = 0$. This reflection symmetry will not be exploited in this paper.

We remark that the discrete symmetries, Eqs. (17) and (20) discussed above also hold for the generalized Neuberger-Dirac operator [6]

$$D = 2M(\mathbb{1} + V)[(\mathbb{1} - V) + 2MR(\mathbb{1} + V)]^{-1} \quad (21)$$

where R is a non-singular local operator trivial in the Dirac space, M is an arbitrary mass scale, and $V(m_0, r_w)$ is the unitary operator defined in Eq. (1). The reason for these discrete symmetries hold for the Ginsparg-Wilson generalized D (21) is that the zero modes of D are invariant for any R [6], [7], and hence any relationships involving only the indices must be R -invariant. The proof for the general case is obvious from the above proof.

3 Topological Phase Diagrams for 2d and 4d

Now we proceed to discuss the details of the topological phases of D on two dimensional and four dimensional lattices respectively. In the free field limit, we use the real eigenmodes of D as the order parameter to distinguish different phases of D . The phase transition is signaled by the changes of the number of +2 eigenmodes and the number of zero modes. The eigenvalues of the Neuberger-Dirac operator D [Eq. (1)] in the free field limit on a d -dimensional lattice ($L_\mu = N_\mu a$, $\mu = 1, \dots, d$) with periodic boundary conditions are

$$\lambda_s = 1 + \frac{u(p)}{N(p)} \pm i \frac{\sqrt{\sum_{\mu=1}^d \sin^2(p_\mu)}}{N(p)} \quad (22)$$

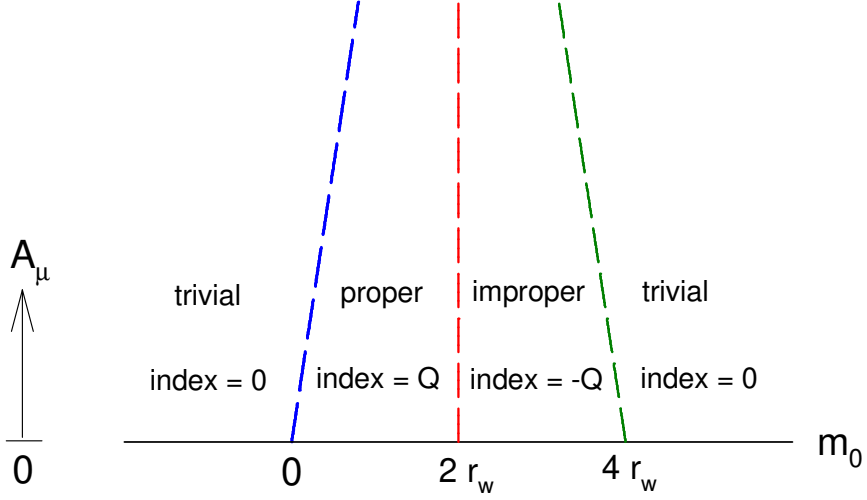


Figure 2: The topological phases of D on a two dimensional lattice. The phase boundaries denoted by dashed lines are sketched to indicate their evolutions with respect to the background gauge field. The reflection symmetry with respect to the central critical line $m_0 = 2r_w$ is displayed explicitly. Note that the central critical line $m_0 = 2r_w$ is invariant for any background gauge configurations. The phase transition points in the free field limit (at the horizontal line) are determined exactly.

where

$$u(p) = -m_0 + r_w \sum_{\mu=1}^d [1 - \cos(p_\mu)] \quad (23)$$

$$N(p) = \sqrt{u^2(p) + \sum_{\mu=1}^d \sin^2(p_\mu)} \quad (24)$$

$$p_\mu = 0, \frac{2\pi}{L_\mu}, \dots, \frac{2\pi(N_\mu - 1)}{L_\mu}. \quad (25)$$

In Table 1, we list the real eigenmodes of D in the free field limit on a two dimensional lattice with periodic boundary conditions. In the first phase, $-\infty < m_0 \leq 0$, there is no zero modes and the theory in fact does not describe a massless particle. In the second phase, $0 < m_0 < 2r_w$, there are two zero modes with $+1$ and -1 chiralities respectively, the theory in this phase correctly describes a single flavor of massless fermion. At the phase boundary, $m_0 = 2r_w$, two pairs of $+2$ real eigenmodes become complex, but the number of zero modes remains the same. These two pairs of complex eigenmodes return to real eigenmodes in the third phase, $2r_w < m_0 < 4r_w$, but appear as two extra

	real eigenvalues	multiplicity	chirality
$-\infty < m_0 \leq 0$	2	4	+1
	2	4	-1
$0 < m_0 < 2r_w$	2	3	+1
	2	3	-1
	0	1	+1
	0	1	-1
$m_0 = 2r_w$	2	1	+1
	2	1	-1
	0	1	+1
	0	1	-1
$2r_w < m_0 < 4r_w$	2	1	+1
	2	1	-1
	0	3	+1
	0	3	-1
$m_0 = 4r_w$	0	3	+1
	0	3	-1
$4r_w < m_0 < \infty$	0	4	+1
	0	4	-1

Table 1: The real eigenmodes of D in the free field limit on a two dimensional lattice with periodic boundary conditions. These results are obtained analytically from the exact solution.

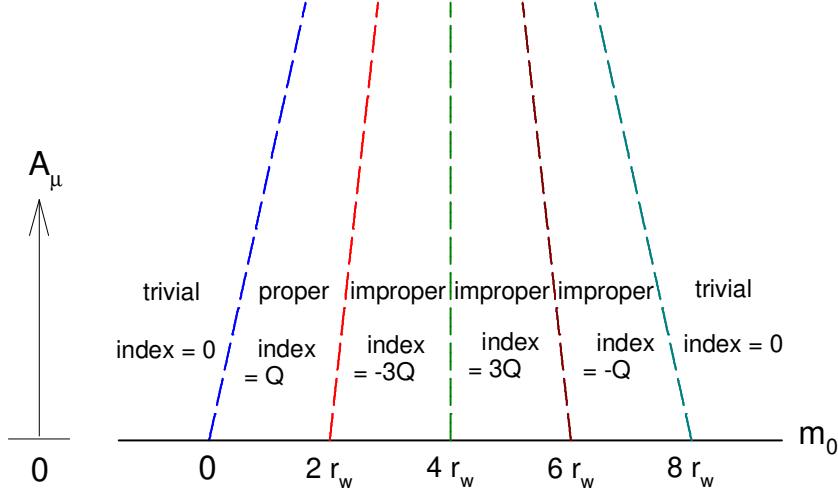


Figure 3: The topological phases of D on a four dimensional lattice. The phase boundaries with dashed lines are sketched to indicate their evolutions with respect to the background gauge field. The reflection symmetry with respect to the central critical line $m_0 = 4r_w$ is shown explicitly. Note that the central critical line $m_0 = 4r_w$ is invariant for any background gauge configurations. The critical points in the free field limit (at the horizontal line) are determined exactly.

species of zero modes. At the phase boundary, $m_0 = 4r_w$, the number of zero modes remains the same but a pair of $+2$ real eigenmodes become complex. Then they reappear as zero modes in the last phase, $4r_w < m_0 < \infty$, in which all real eigenmodes are zero modes. We notice the interplay between the zero modes and the $+2$ eigenmodes when we change the value of m_0 from $-\infty$ to $+\infty$. Only the region $0 < m_0 < 2r_w$ and the critical point $m_0 = 2r_w$ have the correct particle contents to describe a single flavor of massless fermion, while other regions suffer from either species doublings or absence of zero modes. In Table 2, we list the real eigenmodes of D in the free field limit on a four dimensional lattice with periodic boundary conditions. Although it has many more phases than Table 1 for two dimensions, however, it shares the same essential features of Table 1, namely, only the region $0 < m_0 < 2r_w$ and the critical point $m_0 = 2r_w$ can describe a single flavor of massless fermion. Our next step is to turn on the background gauge field to see whether this region and the critical point still persist to describe a single flavor of massless fermion, and how the phase boundaries change with respect to the gauge field. In general, we investigate the responses of D in all different regions, and determine the relationship between the index and the topological charge of the background gauge field, as well as the evolutions of the phase boundaries.

	real eigenvalues	multiplicity	chirality
$-\infty < m_0 \leq 0$	2	16	+1
	2	16	-1
$0 < m_0 < 2r_w$	2	15	+1
	2	15	-1
	0	1	+1
	0	1	-1
$m_0 = 2r_w$	2	11	+1
	2	11	-1
	0	1	+1
	0	1	-1
$2r_w < m_0 < 4r_w$	2	11	+1
	2	11	-1
	0	5	+1
	0	5	-1
$m_0 = 4r_w$	2	5	+1
	2	5	-1
	0	5	+1
	0	5	-1
$4r_w < m_0 < 6r_w$	2	5	+1
	2	5	-1
	0	11	+1
	0	11	-1
$m_0 = 6r_w$	2	1	+1
	2	1	-1
	0	11	+1
	0	11	-1
$6r_w < m_0 < 8r_w$	2	1	+1
	2	1	-1
	0	15	+1
	0	15	-1
$m_0 = 8r_w$	0	15	+1
	0	15	-1
$8r_w < m_0 < \infty$	0	16	+1
	0	16	-1

Table 2: The real eigenmodes of D in the free field limit on a four dimensional lattice with periodic boundary conditions. These results are obtained analytically from the exact solution.

In the following we define the background gauge fields which are used in our investigations. On a 4-dimensional torus ($x_\mu \in [0, L_\mu], \mu = 1, \dots, 4$), the simplest nontrivial $SU(2)$ gauge fields can be represented as

$$A_1(x) = \frac{2\pi h_1}{L_1} - \frac{2\pi q_1 x_2}{L_1 L_2} \tau + A_1^{(0)} \sin\left(\frac{2\pi n_2}{L_2} x_2\right) \quad (26)$$

$$A_2(x) = \frac{2\pi h_2}{L_2} + A_2^{(0)} \sin\left(\frac{2\pi n_1}{L_1} x_1\right) \quad (27)$$

$$A_3(x) = \frac{2\pi h_3}{L_3} - \frac{2\pi q_2 x_4}{L_3 L_4} \tau + A_3^{(0)} \sin\left(\frac{2\pi n_4}{L_4} x_4\right) \quad (28)$$

$$A_4(x) = \frac{2\pi h_4}{L_4} + A_4^{(0)} \sin\left(\frac{2\pi n_3}{L_3} x_3\right) \quad (29)$$

where τ is one of the generators of $SU(2)$ with the normalization $\text{tr}(\tau^2) = 2$, and q_1 and q_2 are integers. The global part is characterized by the topological charge

$$Q = \frac{1}{32\pi^2} \int d^4x \epsilon_{\mu\nu\lambda\sigma} \text{tr}(F_{\mu\nu} F_{\lambda\sigma}) = 2q_1 q_2 \quad (30)$$

which must be an integer. The harmonic parts are parameterized by four real constants h_1, h_2, h_3 and h_4 . The local parts are chosen to be sinusoidal fluctuations with amplitudes $A_1^{(0)}, A_2^{(0)}, A_3^{(0)}$ and $A_4^{(0)}$, and frequencies $\frac{2\pi n_2}{L_2}, \frac{2\pi n_1}{L_1}, \frac{2\pi n_4}{L_4}$ and $\frac{2\pi n_3}{L_3}$ where n_1, n_2, n_3 and n_4 are integers. The discontinuity of $A_1(x)$ ($A_3(x)$) at $x_2 = L_2$ ($x_4 = L_4$) due to the global part only amounts to a gauge transformation. The field tensors F_{12} and F_{34} are continuous on the torus, while other F 's are zero. To transcribe the continuum gauge fields to the lattice, we take the lattice sites at $x_\mu = 0, a, \dots, (N_\mu - 1)a$, where a is the lattice spacing and $L_\mu = N_\mu a$ is the lattice size. Then the link variables are

$$U_1(x) = \exp[iA_1(x)a] \quad (31)$$

$$U_2(x) = \exp\left[iA_2(x)a + i\delta_{x_2, (N_2-1)a} \frac{2\pi q_1 x_1}{L_1} \tau\right] \quad (32)$$

$$U_3(x) = \exp[iA_3(x)a] \quad (33)$$

$$U_4(x) = \exp\left[iA_4(x)a + i\delta_{x_4, (N_4-1)a} \frac{2\pi q_2 x_3}{L_3} \tau\right] \quad (34)$$

The last term in the exponent of $U_2(x)$ ($U_4(x)$) is included to ensure that the field tensor F_{12} (F_{34}) which is defined by the ordered product of link variables around a plaquette is continuous on the torus. Similar construction can be carried out for the background gauge field on a two dimensional lattice, which has been described in details in [3], and we use the same notations as defined in Eqs. (7)-(11) in [3].

In Table 3, we list the real eigenmodes of D on a 6×6 lattice in the background gauge field with topological charge $Q = 1$, and other parameters $h_1 = 0.5, h_2 = 0.6, A_1^{(0)} = 0.7, A_2^{(0)} = 0.8$ and $n_1 = n_2 = 1$. The Wilson

	real eigenvalues	multiplicity	chirality	index
$-\infty < m_0 \leq 0.5472$				0
$0.5473 \leq m_0 < 2.0$	2 0	1 1	+1 -1	1
$m_0 = 2.0$				0
$2.0 < m_0 \leq 3.4527$	2 0	1 1	-1 +1	-1
$3.4528 \leq m_0 < \infty$				0

Table 3: The index of D on a 6×6 lattice in the background gauge field with topological charge $Q = 1$, and other parameters $h_1 = 0.5$, $h_2 = 0.6$, $A_1^{(0)} = 0.7$, $A_2^{(0)} = 0.8$ and $n_1 = n_2 = 1$. The Wilson parameter r_w is set to 1.0. We note that the gauge field shifts the critical points from their values in the free field limit. The reflection symmetry is satisfied exactly by checking that the indices are odd under the reflection with respect to the symmetry axis $m_0 = 2.0$, and the shift at the critical point $m_0 = 0.5472$ is equal to minus the shift at the critical point $m_0 = 3.4528$, and the location of the symmetry axis $m_0 = 2.0$ is invariant. All critical points are accurate up to ± 0.00005 except the central critical point 2.0 is exact.

parameter r_w has been set to 1.0. The response of D in the first region is easily understood since it has no zero modes in the free field limit and thus it cannot possess zero modes after we turn on the gauge field with nonzero topological charge. The phase boundary has been shifted from $m_0 = 0$ to $m_0 = 0.5472$ due to the gauge fields. The index of D is always zero in this phase and D is called *topologically trivial*. In the second phase, the index of D always equal to the topological charge of the gauge field, and D is called *topologically proper*. Since D has the correct particle contents in the free field limit and thus it is evident that D satisfies the Atiyah-Singer index theorem exactly in this phase. However, at the phase boundary, the central critical line $m_0 = 2.0$, D has the correct particle contents in the free field limit, but it does not possess any zero modes after turning on the topologically nontrivial background gauge field. We do not understand this from the viewpoint of perturbation calculations. It is probably nonperturbative and related to the responses of the two pairs of complex eigenmodes, $1 \pm i$, to the background gauge field. These two pairs of complex eigenmodes were originated from the +2 real eigenmodes at the corners of the Brillouin zone. We intend to return to this problem in future publications. If we step into the next phase (see Fig. 2), we find that *the index is opposite to the topological charge*. In spite of the fact that D has species doublings in the free field limit, it is still nontrivial to have the index nonzero and opposite to the topological charge. Obviously, not all species of the massless fermionic modes respond in the same way to

	real eigenvalues	multiplicity	chirality	index
$-\infty < m_0 \leq 0.3762$				0
$0.3763 \leq m_0 \leq 2.1880$	2	2	+1	
	0	2	-1	2
$m_0 = 2.1881$				0
$2.1882 \leq m_0 < 4.0$	2	6	-1	
	0	6	+1	-6
$m_0 = 4.0$				0
$4.0 < m_0 \leq 5.8118$	2	6	+1	
	0	6	-1	6
$m_0 = 5.8119$				0
$5.8120 \leq m_0 \leq 7.6237$	2	2	+1	
	0	2	-1	-2
$7.6238 \leq m_0 < \infty$				0

Table 4: The index of D on a 4^4 lattice in the background gauge field with topological charge $Q = 2$, and other parameters $h_1 = 0.1$, $h_2 = 0.2$, $h_3 = 0.3$, $h_4 = 0.4$, $A_1^{(0)} = A_2^{(0)} = A_3^{(0)} = A_4^{(0)} = 0$. We note that the phase boundaries are shifted by the background gauge field. However, the reflection symmetry, $\text{index}[D(8 - m_0)] = -\text{index}[D(m_0)]$ is satisfied exactly. All critical points are accurate up to ± 0.00005 except the central critical point 4.0 is exact.

the same gauge field even though they have the same chirality. In this paper, we do not intend to delve into the question how this happens. In the last phase, D has four species of massless fermion in the free field limit, similar to the case of the naive fermion, and there is no zero modes for any background gauge field. In Fig. 2, we sketch the topological phase diagram of D in smooth background gauge fields on a two dimensional lattice, which summarizes the gross features of a lot of numerical experiments. The discrete symmetry, $\text{index}[D(4r_w - m_0)] = -\text{index}[D(m_0)]$ is satisfied exactly in all cases.

In Table 4, we list the real eigenmodes of D on a 4^4 lattice in the background gauge field with topological charge $Q = 1$, and other parameters $h_1 = 0.1$, $h_2 = 0.2$, $h_3 = 0.3$, $h_4 = 0.4$, $A_1^{(0)} = A_2^{(0)} = A_3^{(0)} = A_4^{(0)} = 0$. The Wilson parameter r_w is set to 1.0. We observe that there are more phases regions than those in two dimensions (see Table 3), and the locations of all critical points are shifted by the background gauge field except the central critical point $m_0 = 4.0$. It is evident that the reflection symmetry, Eq. (17) is satisfied exactly. We do not go through the detailed description for each phase as we have done for Table 3, but only point out one common important feature of Table 3 and Table 4. At the critical point $m_0 = 2.1881$, D has no zero modes and the index is zero, but in the free field limit D describes a single species of massless fermion. This interesting point warrants further investigations. We have performed extensive numerical tests in the topologically proper phase as

well as the improper phases. For smooth background gauge fields with nonzero topological charge, the exact zero modes with definite chirality are reproduced to a very high precision on a finite four dimensional lattice, and the index theorem is satisfied exactly in the topologically proper phase. The zero modes are also very stable under random fluctuations as defined in Eq. (43) of ref. [3]. This completes some of our intended investigations for D in four dimensional smooth background gauge fields as outlined in [3]. In Fig. 3, we sketch the topological phase diagram of D in smooth background gauge fields on a four dimensional lattice, which summarizes the gross features of a lot of numerical experiments. The discrete symmetry, $\text{index}[D(8r_w - m_0)] = -\text{index}[D(m_0)]$ is satisfied exactly in all cases.

4 Summary and Discussions

To summarize, we have investigated the topological phase diagrams of the Neuberger-Dirac operator D with respect to the negative mass parameter m_0 for smooth background gauge fields. When the gauge configurations are far from rough and huge, the phase diagrams can be schematically represented in Figs. 1, 2 and 3 for d -dimensions, 2-dimensions and 4-dimensions respectively. Each one of these phase diagrams possesses the reflection symmetry with respect to the symmetry axis $m_0 = dr_w$ which coincides with one of the critical lines if d is even dimensions, and in this case, this critical line is not shifted by the background gauge field. This reflection symmetry [Eq. (17)] is proved to be exact for any gauge configurations. Among the many different phases in each phase diagram, there is only one phase in which the Atiyah-Singer index theorem is satisfied exactly, while other phases are either trivial or improper. Along the critical line with the endpoint $m_0 = 2r_w$, D is free of species doubling in the free field limit but gives zero index in any background gauge fields, thus provides a counterexample to the common wisdom that the correct axial anomaly should be reproduced if the theory is local and describes a single species of massless fermion in the free field limit.

It is tempting to go beyond the limit of smooth background gauge field by increasing the field strength or its roughness, in order to explore what lies ahead in the upper portions of these phase diagrams. However, we quickly run into difficulties as *the phase boundaries bifurcate into many different phases, reminiscent the chaos in dynamical systems*. A minute change in m_0 may end up having D in a trivial or improper phase. For a given rough gauge configuration, we do not know *a priori* what is the range of m_0 values for D to be in the topologically proper phase. We can easily demonstrate the bifurcation of the topological phases of D by increasing the amplitudes of the local sinusoidal fluctuations of the background gauge field on a two dimensional lattice. In Table 5, all parameters are the same as Table 3 except the amplitude

$A_1^{(0)}$ is increased from 0.7 to 2.0. We see that there are total 13 phase regions which are resulted from bifurcations in two steps. In general, besides the reflection symmetry and the invariance of the central critical line $m_0 = dr_w$, we can not predict the exact locations of the phase boundaries as well as the indices of D in all phases. We do not know precisely the conditions at which the bifurcations may happen. Table 5 is only one of the simplest examples which we can trace, in fact there are many dramatic ones which are void of simple explanations. We have also measured the indices of D with m_0 fixed to 1.0 for an ensemble of gauge configurations from quenched simulations, and compare the indices to the geometrically defined topological charges of the gauge configurations. It turns out that the index does not always agree with the geometrically defined topological charge. The discrepancies may be due to the fact that the fixed value $m_0 = 1.0$ does not fall into the topologically proper phase for all gauge configurations. If that is the case, we can proceed in the following way : for a given gauge configuration, we measure the index of $D(m_0)$ for sufficiently sampled m_0 values and exploit the reflection symmetry, then we should be able to identify the correct index unambiguously. Otherwise, we must resolve the discrepancies from the fundamental viewpoint, namely, the very definition of topological charge on a lattice. We hope to return to this problem soon and provide a satisfactory solution.

Acknowledgement

I would like to thank Shailesh Chandrasekharan for drawing my attention to a remark in his paper [4], while we were attending Lattice 98 at Boulder. I also wish to thank Martin Lüscher for his comment in a recent correspondence. This work was supported by the National Science Council, R.O.C. under the grant number NSC88-2112-M002-016.

	real eigenvalues	multiplicity	chirality	index
$-\infty < m_0 \leq 0.7002$				0
$0.7003 \leq m_0 \leq 0.9050$	2	1	+1	
	0	1	-1	1
$0.9051 \leq m_0 \leq 0.9662$				0
$0.9663 \leq m_0 \leq 1.4545$	2	1	-1	
	0	1	+1	-1
$1.4546 \leq m_0 \leq 1.5592$				0
$1.5593 \leq m_0 < 2.0$	2	1	-1	
	0	1	+1	-1
$m_0 = 2.0$				0
$2.0 < m_0 \leq 2.4407$	2	1	+1	
	0	1	-1	+1
$2.4408 \leq m_0 \leq 2.5454$				0
$2.5455 \leq m_0 \leq 3.0337$	2	1	+1	
	0	1	-1	+1
$3.0338 \leq m_0 \leq 3.0949$				0
$3.0950 \leq m_0 \leq 3.2997$	2	1	-1	
	0	1	+1	-1
$3.2998 \leq m_0 < \infty$				0

Table 5: The index of D on a 6×6 lattice in the background gauge field with topological charge $Q = 1$, and other parameters $h_1 = 0.5$, $h_2 = 0.6$, $A_1^{(0)} = 2.0$, $A_2^{(0)} = 0.8$ and $n_1 = n_2 = 1$. The Wilson parameter r_w is set to 1.0. The topological phases have bifurcated from 4 into 13 regions in two steps. The reflection symmetry with respect to the central critical line $m_0 = 2.0$ is satisfied exactly by all critical points and phases. All critical points are accurate up to ± 0.00005 except the central critical point 2.0 is exact.

References

- [1] H. Neuberger, Phys. Lett. B417, 141 (1998).
- [2] H. Neuberger, Phys. Lett. B427, 353 (1998).
- [3] T.W. Chiu, Phys. Rev. D58, 074511 (1998).
- [4] S. Chandrasekharan, "Lattice QCD with Ginsparg-Wilson fermions", hep-lat/9805015.
- [5] T.W. Chiu and T.H. Hsieh, "Perturbation calculations of the axial anomaly of Ginsparg-Wilson fermion", NTUTH-98-098.
- [6] T.W. Chiu, "The axial anomaly of Ginsparg-Wilson fermion", hep-lat/9809013.
- [7] T.W. Chiu, "Exactly massless fermions on the lattice", hep-lat/9809085.
- [8] C.R. Gatttringer, I. Hip and C.B. Lang, Nucl. Phys. B508, 329 (1997).