

Static potential in the SU(2) Higgs model*

F. Knechtli

DESY, Platanenallee 6, D-15738 Zeuthen

We present results for the static potential in the confinement phase of the SU(2) Higgs model on the lattice. Introducing a suitable matrix correlation function we observe string breaking at a distance $r_b \approx 1.8r_0$, where the length scale r_0 has a value $r_0 \approx 0.5$ fm in QCD. The method presented here may lead the way towards a treatment of string breaking in QCD.

1. Introduction

In pure non-Abelian gauge theories there is a linear confinement potential between a static source anti-source pair in the fundamental representation of the gauge group at large distances. The static potential can be efficiently computed by means of Wilson loops. C. Michael [1] studied the potential between static *adjoint* sources in the pure SU(2) gauge theory: the gauge fields screen the sources forming color-neutral objects called gluelumps. At large distances the two gluelump state dominates the ground state of the system. A similar situation is expected when these gauge theories are coupled to matter fields in the fundamental representation. The dynamical matter fields form a bound state with the static fundamental source, a color-neutral static “meson”. One does expect that the potential at large distances is better interpreted as the potential between two static mesons and flattens turning asymptotically into a Yukawa form. So far, this expectation could not be verified by Monte Carlo simulations. In particular, in recent attempts in QCD with two flavors of dynamical quarks this *string breaking* effect was not visible [2,3]. The distance r_b around which the potential should start flattening off, could be estimated in the quenched approximation [5]:

$$r_b \approx 2.7 r_0 \quad (\text{in QCD}), \quad (1)$$

where r_0 is the reference scale defined in [4]. This is in agreement with an estimate from full QCD simulations [3]. The same behavior of the po-

tential is, of course, expected in the non-Abelian Higgs model in the confinement phase. While the potential in the large distance range could not be calculated in early simulations with gauge group SU(2), they yielded some qualitative evidence for screening of the potential [6,7]. In our work, we compute the potential in the Higgs model and observe string breaking. A recent study in the three-dimensional SU(2) Higgs model [8] has reached very similar conclusions to what we find in four dimensions.

2. Calculation of the potential

For our investigation of the static potential in the SU(2) Higgs model we choose in the conventional bare parameter space [9] the point $\beta = 2.2$, $\kappa = 0.274$ and $\lambda = 0.5$. It lies in the confinement phase of the model, fairly close to the phase transition, where the properties are similar to QCD. The lattice resolution is of roughly the same size as the one used in the QCD-studies: we obtain $r_0/a = 2.78 \pm 0.04$.

The general strategy for determining the static potential has first been applied in [1]. The correlation functions that we used are schematically illustrated in Fig. 1. We measure a symmetric matrix correlation function $C_{ij}(r, t)$, where the indices i and j refer to the space-like parts of the correlation functions. These consist of a Wilson line or two Higgs fields. For fixed spacial separation r , the potential $V(r)$ is extracted solving the generalized eigenvalue problem [10]:

$$C(t)v_\alpha(t, t_0) = \lambda_\alpha(t, t_0)C(t_0)v_\alpha(t, t_0), \quad (2)$$

with $\lambda_\alpha > \lambda_{\alpha+1}$. The ground state energy $V(r) \equiv V_0(r)$ and the excited states energies $V_1(r), \dots$ are

*Talk given at 16th International Symposium on Lattice Field Theory (LATTICE 98), Boulder, CO, USA, 13-18 July 1998

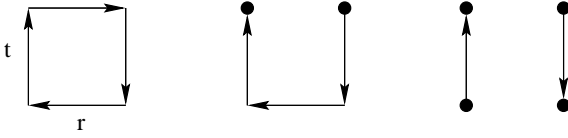


Figure 1. The correlation functions used to determine the static potential. The lines represent the Wilson lines, the filled circles the Higgs field.

then given by

$$aV_\alpha(r) = \ln(\lambda_\alpha(t-a, t_0)/\lambda_\alpha(t, t_0)) + O\left(e^{-(V_N(r)-V_\alpha(r))t}\right). \quad (3)$$

Here, N is the rank of the matrix C . In order to suppress the correction term in eq. (3) we use smeared gauge and Higgs fields at different smearing levels. In this way the rank of C is increased to $N = 7$. For more details see [11].

3. String breaking

Our numerical results were obtained on a 20^4 lattice with periodic boundary conditions. We computed all correlation functions up to $r_{\max} = t_{\max} = 8a \sim 3r_0$ on 4240 field configurations. Statistical errors were reduced by replacing – wherever possible – the time-like links by the 1-link integral.

We extracted the mass μ of a static meson using the variational method of [10] from a correlation function with one straight time-like Wilson line and smeared Higgs fields at the ends. In Fig. 2 we compare two different smearing procedures for the Higgs field. The smearing operator \mathcal{S}_1 (triangles) is defined as:

$$\mathcal{S}_1\Phi(x) = \Phi(x) + \sum_{\substack{|x-y|=a \\ x_0=y_0}} U(x, y)\Phi(y), \quad (4)$$

where $\Phi(x)$ is the complex Higgs field and $U(x, y)$ is the gauge field link connecting y with x . The smearing operator \mathcal{S}_2 (circles) is defined as:

$$\mathcal{S}_2\Phi(x) = \mathcal{P}\{\mathcal{P}\Phi(x) + \mathcal{P} \sum_{\substack{|x-y|=\sqrt{2}a \\ x_0=y_0}} \bar{U}(x, y)\Phi(y)$$

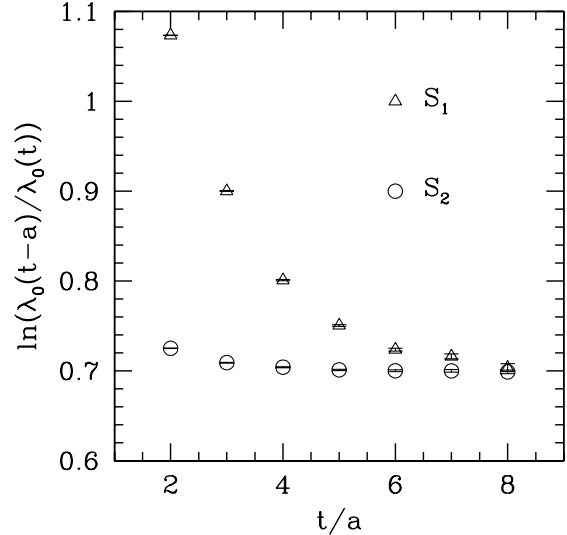


Figure 2. Comparison of the extraction of the mass μ of a static meson using the smearing operators defined in eqs. (4) and (5).

$$+ \mathcal{P} \sum_{\substack{|x-z|=\sqrt{3}a \\ x_0=z_0}} \bar{U}(x, z)\Phi(z)\}, \quad (5)$$

where $\mathcal{P}\Phi = \Phi/\sqrt{\Phi^\dagger\Phi}$ and $\bar{U}(x, y)$ represents the average over the shortest link connections between y and x . The application of the smearing operator is iterated obtaining a sequence $\Phi^{(m)}(x) = \mathcal{S}^m\Phi(x)$ with which the correlation function is evaluated. Using \mathcal{S}_2 the contributions from the excited states are much more suppressed: at $t = 7a$ we read off $a\mu = 0.7001 \pm 0.0014$ which agrees fully with $t = 6a$.

We computed the potential in units of r_0 . Considering in particular the combination $V(r) - 2\mu$, one has a quantity free of divergent self energy contributions. It is shown in Fig. 3. The expected string breaking is clearly observed for distances $r > r_b \approx 1.8r_0$. Around $r \approx r_b$, the potential changes rapidly from an almost linear rise to an almost constant behavior.

We want to point out that if one considers only the sub-block of the matrix correlation function corresponding to the (smeared) Wilson loops, the potential estimates have large correction terms at

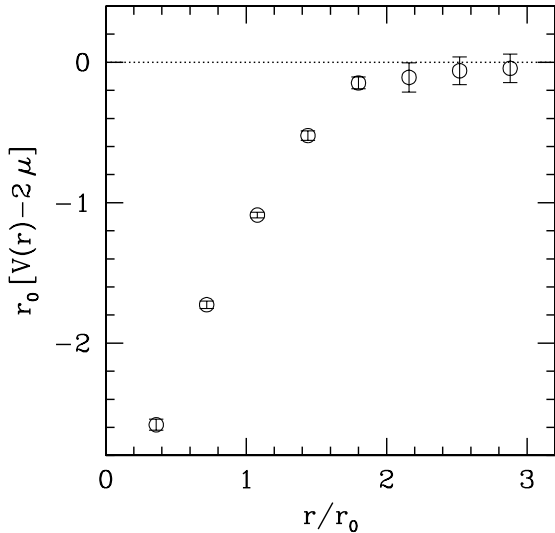


Figure 3. The static potential in units of r_0 . The asymptotic value 2μ has been subtracted to obtain a quantity free of self energy contributions which diverge like $\frac{1}{a}$.

long distances. One might then extract a potential which is too high. This *might* explain why string breaking has not been seen in QCD, yet. This observation is confirmed by the overlap of the variationally determined ground state, characterized by v_0 in eq. (2), with the true ground state of the Hamiltonian. The overlap can be computed from the projected correlation function

$$\Omega(t) = v_0^T C(t) v_0 = \sum_n \omega_n e^{-V_n(r)t}, \quad (6)$$

with normalization $\Omega(0) = 1$. Here, n labels the states in the sector of the Hilbert space with 2 static sources. “The overlap” is an abbreviation commonly used to denote ω_0 . Considering the full matrix C the overlap exceeds about 50% for all distances, restricting the matrix to the Wilson sub-block we find upper limits for the overlaps at $r > r_b$ of 5% [11].

4. Conclusions

We have introduced a method to compute the static potential at all relevant distances in gauge

theories with scalar matter fields. We demonstrated that it can be applied successfully in the SU(2) Higgs model with parameters chosen to resemble the situation in QCD. It is then interesting to follow a line of constant physics towards smaller lattice spacings in order to check for cut-off effects and to be able to resolve the interesting transition region in the potential.

From the matrix correlation function one can also determine excited state energies. A precise determination of the excited potential at all distances needs more statistics. One expects that the transition region of the potential can be described phenomenologically by a level crossing (as function of r) of the “two meson state” and the “string state” [12]. We are planning to investigate this in more detail. So far, we can only say that for $r \approx r_b$ the two levels $V_1(r)$ and $V(r)$ are close.

Of course, it is of considerable interest to apply this method to QCD with dynamical fermions. The only possible difficulty is expected to be one of statistical accuracy. The proper correlation functions can be constructed along the lines of ref. [1,8,11].

REFERENCES

1. C. Michael, Nucl. Phys. B (Proc. Suppl.) 26 (1992) 417.
2. R. Burkhalter for CP-PACS Collaboration, these proceedings.
3. C.R. Allton et al., (1998), hep-lat/9808016.
4. R. Sommer, Nucl. Phys. B411 (1994) 839, hep-lat/9310022.
5. R. Sommer, Phys. Rept. 275 (1996) 1, hep-lat/9401037.
6. H.G. Evertz et al., Phys. Lett. 175B (1986) 335.
7. W. Bock et al., Z. Phys. C45 (1990) 597.
8. O. Philipsen and H. Wittig, (1998), hep-lat/9807020.
9. I. Montvay, Nucl. Phys. B269 (1986) 170.
10. M. Lüscher and U. Wolff, Nucl. Phys. B339 (1990) 222.
11. F. Knechtli and R. Sommer, (1998), hep-lat/9807022.
12. I.T. Drummond, (1998), hep-lat/9805012.