

Precision computation of a low-energy reference scale in quenched lattice QCD



Marco Guagnelli^a, Rainer Sommer^a and Hartmut Wittig^b

^a DESY-Zeuthen
Platanenallee 6, D-15738 Zeuthen

^b Theoretical Physics, University of Oxford
1 Keble Road, Oxford OX1 3NP, UK

Abstract

We present results for the reference scale r_0 in SU(3) Lattice Gauge Theory for $\beta = 6/g_0^2$ in the range $5.7 \leq \beta \leq 6.57$. The high relative accuracy of 0.3–0.6% in r_0/a was achieved through good statistics, the application of a multi-hit procedure and a variational approach in the computation of Wilson loops. A precise definition of the force used to extract r_0 has been used throughout the calculation which guarantees that r_0/a is a smooth function of the bare coupling and that subsequent continuum extrapolations are possible. The results are applied to the continuum extrapolations of the energy gap Δ in the static quark potential and the scale L_{\max}/r_0 used in the calculation of the running coupling constant.

DESY-98-064
OUTP-98-45-P
June 1998

1 Introduction

Monte Carlo calculations of lattice QCD in the quenched approximation and in the SU(3) Yang-Mills theory have reached considerable precision. For example, the accuracy of hadron mass calculations using the Wilson action is quoted to be well below 1% at finite values of the lattice spacing [1], and the running of the coupling in a specific non-perturbative scheme is known to a precision of around 1% over energy scales varying by two orders of magnitude [2,3]. In the latter case, the continuum limit was taken.

It was already noted in [4] that in comparison to such a level of accuracy, a low-energy reference scale in the Yang-Mills theory is known with much worse precision, despite the fact that such a scale is very important for the analysis of the results. In the second example of the running coupling, a low-energy reference scale is required in order to determine the overall momentum scale for which the coupling was computed (see Sect. 3.2). In the first example, a gluonic reference scale is very useful in order to assess the size of lattice artifacts present in different discretizations of QCD [5] and to provide a check on the continuum extrapolations presented in [1], which have been performed using hadronic scales. The reason is that, in the quenched approximation, the leading cutoff effects in gluonic observables are proportional to a^2 , only. For instance, for Wilson fermions without improvement, the ratio of a hadronic and a gluonic mass scale approaches the continuum limit with an asymptotic rate proportional to the lattice spacing a , where the linear a -dependence originates purely from the hadron mass. Obviously, good precision in the gluonic reference scale is desirable for such applications.

In [6] a reference scale, r_0 , was introduced for such purposes. This length scale is defined in terms of the force, $F(r)$, between external static charges in the fundamental representation. It is the solution of

$$r_0^2 F(r_0) = 1.65. \quad (1.1)$$

The constant on the right hand side was chosen such that r_0 has a value of approximately 0.5 fm in QCD [6]. In comparison to glueball masses and the string tension, it is much easier to compute with controlled errors ¹.

However, for gauge group SU(3) and the Wilson plaquette action, r_0 has been computed only with modest precision so far. A recent new effort [4] concentrated on the region of small β / large lattice spacing. In this paper we compute r_0 down to small lattice spacings $a \approx 0.04$ fm, covering the whole range $0.17 \text{ fm} \gtrsim a \gtrsim 0.04 \text{ fm}$ and improving the precision by a factor up to five. This gain in precision is only to a small part due to the use of a modern parallel computer (APE100), but results mainly from the application of the known methods of variance reduction [7] and a variational calculation [8,9], as employed already in [6] for gauge group SU(2).

¹The reason is that glueball correlation functions are quite noisy; the string tension refers to the asymptotic force at infinite distance, which is difficult to extract without additional assumptions about the leading corrections to the large-distance behaviour.

Our results are given in the form of a table and also an interpolating fit function which describes r_0 with a precision between 0.3% (at $\beta \approx 5.7$) to 0.6% (at $\beta \approx 6.57$). At the level of such precision, one can expect that the results depend on the chosen discretization of the force $F(r)$. One and the same definition has to be used at all values of β in order to guarantee a smooth approach to the continuum limit. The procedure applied in [4] and [10] does not correspond to a precise definition of the force satisfying this criterion. Indeed, our results differ slightly from the ones reported in [4,10]. The differences are only $2.3 \pm 0.9\%$ at $\beta = 5.7$, $0.9 \pm 0.5\%$ at $\beta = 5.85$ and $-1.2 \pm 0.6\%$ at $\beta = 6.2$. From our study of finite size effects we can exclude that these differences are due to different lattice sizes used in the various calculations.

We apply our results for r_0 to the calculation and continuum extrapolation of the ratio L_{\max}/r_0 , which determines the scale in the running coupling and Λ -parameter calculations of [3]. We also compute the gap between the ground state potential and its first excitation in the continuum limit.

This paper is organized as follows. In the following section we describe the computation of r_0 in lattice units, starting with a recapitulation of the precise definition. Readers uninterested in these details will find the results in Sect. 2.4 and the applications to two continuum extrapolations in Sect. 3. We finish with a brief conclusion.

2 Determination of r_0

2.1 Definition of the force

The definition eq. (1.1) is unique in the continuum. For finite lattice spacing, we have to specify which discretization of the force is to be used. Lattice artifacts – and therefore the precise values of r_0/a – do depend on these details. However, it has become customary to replace the precise definition [6] by a fitting procedure, with fits performed to potential values in the neighbourhood of r_0 [11,10,4]. The motivation for such a procedure is to increase the statistical precision, but then it is not guaranteed that r_0/a is a smooth function of β , allowing for systematic continuum extrapolations. We will therefore return to a precise definition and demonstrate that the achieved statistical precision is in fact very good.

We start from potential values, $V(\mathbf{r})$, given along one fixed orientation $\mathbf{d}/|\mathbf{d}|$ on the lattice. Here, \mathbf{d} is a (three-dimensional) vector on the lattice, and \mathbf{r} is an integer multiple of \mathbf{d} . For example we may have $\mathbf{d} = (a, a, 0)$. The force is then defined as

$$F_{\mathbf{d}}(r_1) = \frac{V(\mathbf{r}) - V(\mathbf{r} - \mathbf{d})}{|\mathbf{d}|} \quad (2.1)$$

$$\frac{1}{4\pi r_1^2} = -\frac{G(\mathbf{r}) - G(\mathbf{r} - \mathbf{d})}{|\mathbf{d}|} \quad (2.2)$$

$$G(\mathbf{r}) = a^{-1} \int_{-\pi}^{\pi} \frac{d^3 k}{(2\pi)^3} \frac{\prod_{j=1}^3 \cos(r_j k_j / a)}{4 \sum_{j=1}^3 \sin^2(k_j / 2)}. \quad (2.3)$$

The particular choice of r_1 ensures that the force is given by $F_{\mathbf{d}}(r_1) = \frac{4}{3}g^2/(4\pi r_1^2) + O(g^4)$. To lowest order of perturbation theory, it eliminates the lattice artifacts exactly; they remain (probably quantitatively reduced) only in the higher $O(g^4)$ terms. The force $F_{\mathbf{d}}(r_1)$ as defined above is therefore called a tree-level improved observable.

In the following, we choose $\mathbf{d} = (a, 0, 0)$ dropping this index on the force. This choice has also been made in [12] and our data may therefore be directly compared with the results from that reference. Solving eq. (1.1) requires furthermore an interpolation of $F(r_1)$, which is easily done with small systematic errors [6].

If the procedure to compute the scale r_0 , as outlined in this subsection, is applied consistently at all values of β considered, then r_0/a will be a smooth function of the bare coupling.

2.2 Wilson loop correlation matrix

We now turn to the details of the computation of $V(r)$. It is well known that an effective calculation of the potential starts from smeared Wilson loops. Our smearing operator \mathcal{S} acts on the spatial components of the gauge fields via [13]

$$\begin{aligned} \mathcal{S}U(x, k) = \mathcal{P}\{ & U(x, k) + \alpha \sum_{j \neq k} [U(x, j)U(x + a\hat{j}, k)U^\dagger(x + a\hat{k}, j) + \\ & U^\dagger(x - a\hat{j}, j)U(x - a\hat{j}, k)U(x + a\hat{k} - a\hat{j}, j)] \}, \end{aligned} \quad (2.4)$$

where \mathcal{P} denotes a projection back into the group $SU(3)$ and the $SU(3)$ gauge field residing on a link from x to $x + a\hat{\mu}$ is denoted by $U(x, \mu)$. For different smearing levels $l = 0, \dots, M - 1$ we then construct smeared spatial links according to

$$U_l(x, k) = \mathcal{S}^l U(x, k). \quad (2.5)$$

For the time-like links in the Wilson loops, we apply the multi-hit procedure [7] in order to reduce the variance. These multi-hit averaged links² are denoted by \bar{U} . At fixed r , an $M \times M$ correlation matrix of Wilson loops is then formed as

$$C_{lm}(t) = \left\langle \text{tr} \left\{ V_l(0, r\hat{1}) \bar{V}(r\hat{1}, r\hat{1} + t\hat{0}) V_m^\dagger(t\hat{0}, r\hat{1} + t\hat{0}) \bar{V}^\dagger(0, t\hat{0}) \right\} \right\rangle = C_{ml}(t), \quad (2.6)$$

where

$$V_l(x, x + r\hat{1}) = U_l(x, 1)U_l(x + a\hat{1}, 1) \dots U_l(x + (r - a)\hat{1}, 1), \quad (2.7)$$

$$\bar{V}(x, x + t\hat{0}) = \bar{U}(x, 0)\bar{U}(x + a\hat{0}, 0) \dots \bar{U}(x + (t - a)\hat{0}, 0). \quad (2.8)$$

These correlation matrices were computed on lattices generated by a hybrid over-relaxation algorithm [14,15] with a mixture of $N_{\text{or}} \approx 1.5 r_0/a$ over-relaxation steps per heat bath step. In each simulation, a measurement of Wilson loops is performed every

² We applied an average using 10 Cabibbo-Marinari iterations each of which consisted of updates in three $SU(2)$ subgroups embedded in $SU(3)$.

L/a	β	N_{meas}	M	L/a	β	N_{meas}	M
10	5.7	1000	4	24	6.2	400	4
12	5.8	3200	4	32	6.4	200	3
16	5.95	600	4	40	6.57	572	1
20	6.07	780	4				

Table 1: Simulation parameters. N_{meas} denotes the number of different gauge field configurations for which the correlation matrices were computed. For every configuration averages were computed over all $(L/a)^4$ points of the lattice and three permutations of the lattice axes. M is the number of smearing levels.

$20 \times (N_{\text{or}} + 1)$ sweeps. The usual binning–jackknife procedure was used to compute the errors, and to control autocorrelations in the measurements. We further chose

$$\alpha = \frac{1}{2}, \quad n_l \approx \frac{l}{2} \left(\frac{r_0}{a} \right)^2. \quad (2.9)$$

The value we used for n_2 corresponds roughly to what was estimated to be the optimal smearing in [4]. Other parameters are listed in Table 1. Note that for $\beta = 6.57$ memory limitations restricted us to one smearing level ($M = 1$), and deviating from eq. (2.9), we used $n_0 = 160$ in this case.

2.3 Ground state potential and gap

Following [8,9], the correlation matrices were analyzed using a variational method: take r and t_0 fixed ($t_0 = a$ in practice) and solve the generalized eigenvalue problem,

$$C(t)v_\alpha(t) = \lambda_\alpha(t)C(t_0)v_\alpha(t), \quad (2.10)$$

for the eigenvalues $\lambda_\alpha(t)$. These are related to the different potential levels by [9]

$$aV_\alpha = \ln(\lambda_\alpha(t)/\lambda_\alpha(t+a)) + \text{O}(e^{-(V_M - V_\alpha)t}). \quad (2.11)$$

Here, the potential levels V_α are the eigenvalues of the (lattice) Hamilton operator in the sector of the Hilbert space that has the quantum numbers of the usual central potential $V(r) \equiv V_0$. Besides the potential, we are also interested in the gap $\Delta = V_1 - V_0$, i.e. the energy difference between the ground state and the first excited state, since this gap controls the finite time corrections in the extraction of $V(r)$ (see below).

From eq. (2.11) we infer that Δ can be estimated by

$$a\Delta = \ln(\lambda_1(t)/\lambda_1(t+a)) - \ln(\lambda_0(t)/\lambda_0(t+a)) + \text{O}(e^{-(V_M - V_2)t}). \quad (2.12)$$

Checking our data for convergence at large t , we observed that the systematic corrections in eq. (2.12) are smaller than the statistical errors for $t \geq \frac{3}{2}r_0$. This value of t was then

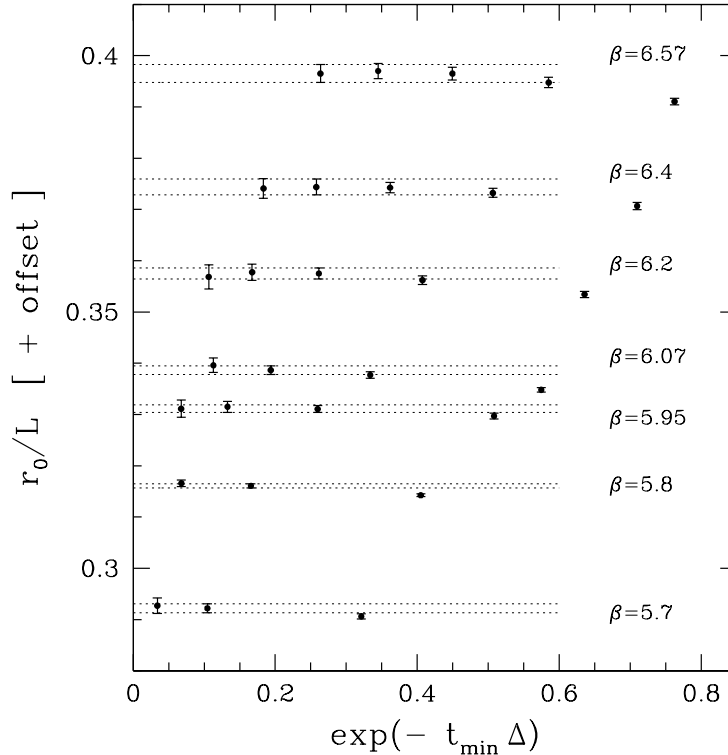


Figure 1: Estimates r_0/a for various minimum time separations, t_{\min} , in the fits eq. (2.14). β increases from bottom to top and the values for different β have been shifted relative to each other for clarity. The x -coordinate corresponds to the slowest varying finite- t correction term (as a function of t_{\min}). For the gap Δ the value $\Delta \approx 3.3/r_0$ has been used. Dashed error bands denote our final estimates.

used for our estimates of Δ . We will return to these results in Sect. 3.1. Here we only note that $\Delta|_{r=r_0} \approx 3.3/r_0$ in the continuum limit.

As a first step in our analysis, the corrections to the ground state potential $V(r)$ itself were studied using eq. (2.11) and found to be much smaller than in the case of the gap Δ . However, we were not satisfied with the statistical errors of $\ln(\lambda_0(t)/\lambda_0(t+a))$. We therefore considered an alternative way of extracting $V(r)$ by forming the projected Wilson loop correlation

$$W(t) = v_0^T C(t) v_0, \quad (2.13)$$

where v_0 is the eigenvector computed for $t = t_0 + a$ in eq. (2.10). The projected correlation $W(t)$ then turns out to be strongly dominated by the ground state. Next, $W(t)$ was fitted to a single exponential

$$W(t) \approx Ae^{-V(r)t} \quad (2.14)$$

for t ranging from t_{\min} to t_{\max} , usually setting $t_{\max} = t_{\min} + 3a$. The parameters in these fits converge to the true values with corrections of order $\exp(-t_{\min}\Delta)$. To demonstrate

that these corrections are under control, we turn directly to the desired quantity r_0 . Using $V(r)$ obtained from fits with fixed t_{\min} , we computed r_0 as outlined in Sect. 2.1. We show in Fig. 1 the values of r_0 as a function of $\exp(-t_{\min}\Delta)$. Convergence is observed for large values of t_{\min} . As our final values we took the fits with t_{\min} such that $\exp(-t_{\min}\Delta) < 0.3$. Let us summarize some important points about this analysis.

- Like in the calculation of any energy value from Euclidean correlation functions at finite t , it is important to have an estimate for the gap in the channel considered. This is because time separations of the order of the inverse gap have to be reached, in order to judge whether correction terms are significant;
- Due to the use of the variationally determined “wavefunction” v_0 , the corrections are most likely dominated by higher states and decay faster than $\exp(-t\Delta)$ for the accessible values of t . Some evidence for this is seen in Fig. 1, in particular at larger values of β ;
- In most cases the fits are statistically acceptable already for smaller t_{\min} than that used for our final estimates;
- Our estimates obtained directly from the application of eq. (2.11) for large t (starting from $t = 3a$) agree with our final estimates shown above;
- The variance reduction [7] is essential to obtain estimates with moderate errors at large t .

These observations make us confident that our estimates for the potential and r_0 represent solid results.

2.4 The scale r_0/a

The calculation of the force $F(r_1)$ from the ground state potential and the subsequent interpolation of the force to extract r_0/a follows the procedure outlined in Sect. 2.1.

2.4.1 Results; finite size effects

The final values of r_0/a are listed in Table 2. We note that the parameters β and L/a have been chosen such that $L/r_0 \approx 3.3$, and hence the physical volume is kept constant over the whole range of β we considered. In order to check whether r_0 still has a significant dependence on L for $L \geq 3.3r_0$, we carried out a series of calculations at $\beta = 5.95$ fixed but for several different values of L/a . The force $F(r)$ for r in the vicinity of r_0 is shown in Fig. 2. One observes that, within errors, $F(r)$ is independent of L for $L/a \geq 16$, which corresponds to $L/r_0 \geq 3.3$. Therefore, we may take the values of r_0 listed in Table 2 as estimates in infinite volume. Table 2 also contains results from the literature at the same values of β . One observes the small but significant differences quoted in the introduction.

β	r_0/a	L/r_0	r_0/a	ref.	r_0/a	ref.
5.7	2.922(9)	3.42			2.990(24)*	[4]
5.8	3.673(5)	3.27				
5.95	4.898(12)	3.27				
6.07	6.033(17)	3.32				
6.2	7.380(26)	3.25	7.29(14)	[12,16]	7.29(4)*	[10]
6.4	9.74 (5)	3.29	9.75(15)	[12,16]		
6.57	12.38 (7)	3.23				

Table 2: Results for r_0/a . Our values and the respective volumes on which they have been computed are shown in columns 2 and 3. In the last four columns we show a comparison to other results found in the literature at the same β values. An asterisk indicates that the precise definition of r_0 has not been used.

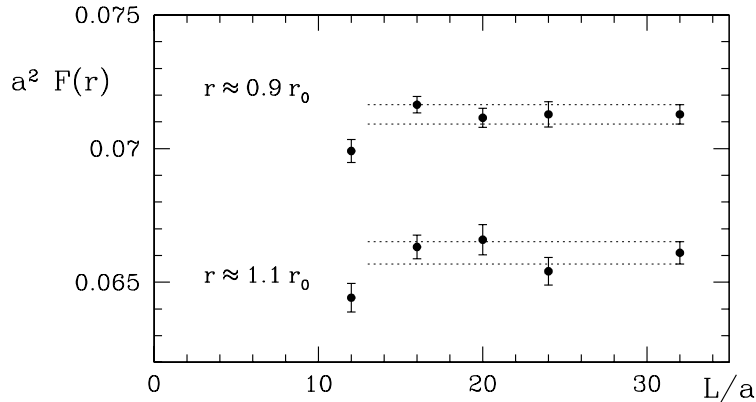


Figure 2: Finite size dependence of the force $F(r)$.

2.4.2 Parametrization

We now describe the parametrization of our results for r_0/a in Table 2 in terms of a smooth function of β . This is meant to provide an interpolating formula, so that r_0/a can be obtained at arbitrary values of β in the interval $5.7 \leq \beta \leq 6.57$.

A convenient starting point for the parametrization is the solution of the renormalization group equation for the bare coupling

$$\frac{a}{r_0} = A e^{-1/(2b_0 g_0^2)} (b_0 g_0^2)^{-b_1/(2b_0^2)} e^{-c_1 g_0^2 - c_2 g_0^4 - \dots}, \quad (2.15)$$

where $b_0 = 11/(4\pi)^2$ and $b_1 = 102/(4\pi)^4$ are the universal one- and two-loop coefficients in the perturbation expansion of the β function, and the constant A is related to the Λ -parameter. The contributions containing c_1, c_2, \dots arise from higher order terms in

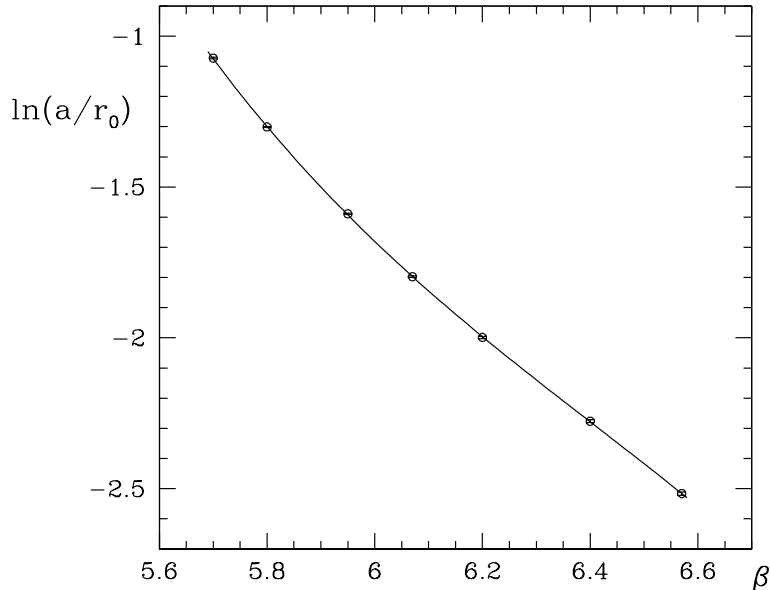


Figure 3: The data for $\ln(a/r_0)$ (circles) and their representation as a polynomial in β (solid line).

the perturbative β function. From the leading behaviour we infer

$$(a/r_0) \propto e^{-\beta/(12b_0)}, \quad \beta = 6/g_0^2, \quad (2.16)$$

so that we attempt a phenomenological representation of $\ln(a/r_0)$ in terms of a polynomial in β . In order to avoid large cancellations among the fit parameters, it is advantageous to shift the value of β , so that the intercept of the fit formula is contained in the interval of β values we considered. We choose the following ansatz

$$\ln(a/r_0) = \sum_{k=0}^p a_k (\beta - 6)^k. \quad (2.17)$$

A good description of our data is obtained for $p = 3$:

$$\ln(a/r_0) = -1.6805 - 1.7139(\beta - 6) + 0.8155(\beta - 6)^2 - 0.6667(\beta - 6)^3, \quad (2.18)$$

and a comparison of this expression with the data points is shown in Fig. 3. The deviation between the curve and the values of r_0/a is smaller than the statistical accuracy of the data. We thus take eq. (2.18) as our representation of r_0/a in the range $5.7 \leq \beta \leq 6.57$. When r_0/a is evaluated using eq. (2.18), a relative uncertainty of 0.3% at $\beta = 5.7$ should be assigned to the result, growing linearly to 0.6% at $\beta = 6.57$. This level of precision roughly corresponds to the statistical uncertainty in the data points. All results found in the literature, which use precisely our definition of r_0 [17,2,12,16] are described by eq. (2.18) within their statistical accuracy.

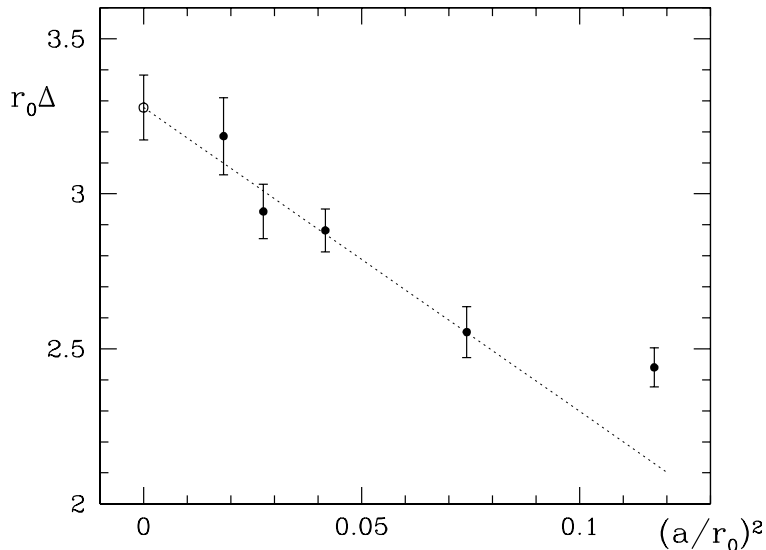


Figure 4: Continuum extrapolation of $r_0 \Delta$.

Another functional form of the parametrization is given directly by eq. (2.15). Since the three-loop contribution c_1 has been calculated in [18], the fit parameters are A, c_2, c_3, \dots . In order to represent the data at the level of precision quoted above, four fit parameters are needed as in the phenomenological fit eq. (2.18). The fitted values of the parameters c_i turn out to be too large to allow for their interpretation as (effective) perturbative coefficients – as was expected from the well-known failure of “asymptotic scaling” in the bare coupling. We conclude that eq. (2.15) does not lead to a superior representation of the data.

3 Continuum extrapolations

In this section we want to give two examples of continuum extrapolations with the scale set by r_0 . The first one is the gap Δ . To our knowledge this is the first time the location of an excited state is computed in the continuum limit of the 4-dimensional Yang-Mills theory.

3.1 The potential gap

The gap Δ was computed as a function of r as described in the previous section. Reliable estimates could be obtained for $\beta \leq 6.2$ only, since for the larger lattices the basis of operators (i.e. the parameter M) was too small. For illustration, we concentrate here on $\Delta|_{r=r_0}$, noting that for smaller r the gap increases, while for much larger distances it becomes difficult to determine. To obtain the gap at $r = r_0$, an interpolation in r must be performed, which can be done easily since the dependence on r is rather weak.

We then computed the dimensionless combination $r_0\Delta$. The errors of this quantity are much larger than for r_0 alone, namely around 2–5%. Nevertheless, as shown in Fig. 4, lattice artifacts are clearly visible. They amount to more than 20% at $\beta = 5.8$ ($a/r_0 = 0.27$) and decrease to around 12% at $\beta = 5.95$ ($a/r_0 = 0.20$).

A continuum extrapolation can be performed using a linear fit in the leading correction term $(a/r_0)^2$. Our graph shows the result obtained after discarding the data point at the largest value of the lattice spacing. The extrapolation yields

$$r_0\Delta|_{r=r_0} = 3.3(1) \tag{3.1}$$

in the continuum limit, and a similar number (with larger error) is obtained if one removes another data point from the fit.

We note that bosonic string models (see e.g. [19,20,21]) predict $\Delta = 2\pi/r$ for large distances r . However, the fact that eq. (3.1) is almost a factor two smaller than this universal result should not be taken as evidence that an effective bosonic string model does not describe the QCD-string. Rather we have to remember that the universality of string models holds only for large r . For instance, for the Nambu-Goto action, the order $1/r^3$ terms of the excitations are numerically very large at $r = r_0$ [22]. In contrast, the universal $-\pi/(12r)$ term receives smaller order $1/r^3$ corrections in that particular model, and this term has been observed for SU(2) Yang-Mills theory [6]. We will return to an analysis of the $1/r$ -term in the potential for gauge group SU(3) in the future. Similarly to what we find, ref. [21] observes that a string model describes the Wilson loops of the three-dimensional Z_2 gauge theory only for *large* loop sizes.

3.2 The ratio L_{\max}/r_0

We now turn to discuss how to set the energy scale L_{\max} in the computation of the running coupling. For motivation let us recall the significance and the definition of L_{\max} [2,23,24,3]. An important point in the quantitative and even qualitative understanding of QCD is to connect low-energy observables like hadron masses to the running coupling measured at high energies. If one adopts a suitable intermediate renormalization scheme, one can first connect the perturbative high energy region non-perturbatively to the coupling at some low-energy scale, $q = 1/L_{\max}$. In fact, as a result of being able to start deep in the perturbative region, one can compute the QCD Λ -parameter in units of L_{\max} [3]. Since the continuum limit can be taken in this calculation the result is universal, i.e. independent of the lattice action. A second step then involves the relation of L_{\max} to a low-energy scale like r_0 . Our aim is to perform this second step in this section.

3.2.1 Schrödinger functional scheme

A possible intermediate renormalization scheme is the Schrödinger functional scheme [25]. The computation of the product $L_{\max}\Lambda_{\overline{\text{MS}}}$ for quenched QCD will be described in detail in [26], and a summary has already been given in [3]. Here we compute L_{\max}/r_0 ,

which will ultimately allow to express $\Lambda_{\overline{\text{MS}}}$ in physical units. Note that quenched QCD is completely equivalent to the pure gauge theory in this context, since we are considering observables that do not involve fermion fields.

In the Schrödinger functional scheme one considers QCD with specific Dirichlet boundary conditions in time [25] (at $x_0 = 0$ and $x_0 = L$), and the running coupling is defined in this scheme through an infinitesimal variation of the boundary values. For most details we refer to [2], but for the following we need to briefly discuss the structure of lattice artifacts in the running coupling. To analyze which powers of the lattice spacing may occur, one has to list all terms which may appear in Symanzik's effective action [27,25,28]. In contrast to the standard situation (torus or thermodynamic limit), the presence of surfaces in the Schrödinger functional means that terms accompanied by one power of the lattice spacing are present in general. For our particular choice of boundary conditions [2], only the term

$$a \int d^3x \text{tr} F_{0k} F_{0k} |_{x_0=0} \quad (3.2)$$

and its image at $x_0 = L$ are relevant. They can be cancelled by including one appropriately chosen term in the lattice action, whose coefficient is denoted by c_t . When the proper dependence of c_t on the bare coupling g_0 is known, cutoff effects in the renormalized coupling (and therefore also in L_{max}) are reduced from $O(a)$ to $O(a^2)$. The perturbative expansion for $c_t(g_0)$ is known up to two-loop accuracy [2,29,30],

$$c_t = 1 - 0.089g_0^2 - 0.030g_0^4 + \dots \quad (3.3)$$

Considering that we have to insert values of $g_0^2 \approx 1$, the perturbative series for this coefficient appears rather useful. Nevertheless, as is always the case with perturbative expressions, it is an art to attribute an uncertainty to it (unless additional non-perturbative information is available). Below we will use both the full expression eq. (3.3) and its truncation at one-loop order (i.e. $c_t = 1 - 0.089g_0^2$) in our continuum extrapolation of L_{max}/r_0 .

3.2.2 Continuum extrapolation of L_{max}/r_0

The length scale, L_{max} , is defined as the value of L for which the running coupling, $\bar{g}(L)$ in the Schrödinger functional scheme has the specific value,

$$\bar{g}^2(L_{\text{max}}) = 3.48. \quad (3.4)$$

For a definite discretization this entails that L_{max}/a is a unique function of β , which can be determined by simulations of the Schrödinger functional [2]. For c_t to one-loop precision, numerical results are listed in Table 3 of that reference. We have repeated this calculation with c_t given by eq. (3.3) and increased precision, and our new results are presented in Table 3 below.

L/a	β	L/a	β
4	5.959(2)	8	6.476(3)
5	6.118(2)	10	6.654(3)
6	6.257(3)	12	6.799(3)
7	6.374(3)	16	7.026(4)

Table 3: Bare couplings vs. lattice size at $\bar{g}^2(L) = 3.48$ and for two-loop c_t as given in eq. (3.3).

In order to form the ratio L_{\max}/r_0 we need both quantities L_{\max}/a and r_0/a for the same values of β . One of the data sets has to be interpolated. We used a linear interpolation $\beta = l_0 + l_1 \ln(L_{\max}/a)$, propagating the statistical errors. This linear interpolation is well justified: since the complete data sets can be fitted by adding a term, $l_2 [\ln(L_{\max}/a)]^2$, with a small coefficient, l_2 , a linear function in $\ln(L_{\max}/a)$ is locally an excellent approximation. As an alternative, we have also performed the mentioned global fit (with l_2) and taken the fit as a representation of the data. The final conclusions remain unchanged.³

As regards the data for L_{\max}/r_0 shown in Fig. 5, we note that the two-loop term $-0.03 g_0^4$ has quite a significant effect of the order of 8% at $a/r_0 = 0.2$, and its inclusion does indeed reduce lattice artifacts. On the other hand, some 15% of cutoff effects remain at $a/r_0 = 1/5$. We conclude that the perturbative expression eq. (3.3) is very useful, but due to the significant effect of the two-loop term we should not assume that the remainder can be neglected.

We are led to model both data sets in a combined fit according to

$$\frac{L_{\max}}{r_0} = \frac{L_{\max}}{r_0} \Big|_{a=0} + \rho_1^{(i)} \frac{a}{r_0} + \rho_2^{(i)} \frac{a^2}{r_0^2}, \quad i = \text{1-loop, 2-loop}, \quad (3.5)$$

where $\frac{L_{\max}}{r_0} \Big|_{a=0}$ and the 4 ρ 's are fit parameters. This fit yields a continuum extrapolation

$$\frac{L_{\max}}{r_0} \Big|_{a=0} = 0.718(16). \quad (3.6)$$

The figure shows nicely that the fit prefers a very small term linear in the lattice spacing after two-loop $O(a)$ improvement. A value consistent with our final result eq. (3.6) is also obtained if one extrapolates just quadratically (the lower data points with two-loop

³ When we take c_t to one-loop precision, the errors of L_{\max}/r_0 are dominated by the errors in $\bar{g}^2(L_{\max})$, while for our new data, the errors in r_0/a are the larger ones. Therefore – despite the fact that the same values of r_0/a enters both data sets – the data points shown in Fig. 5 are only weakly correlated. We neglect their correlation in the following. To be complete, we note that in fact a second source of statistical correlations of data points within each set is the interpolation $\beta = l_0 + l_1 \ln(L_{\max}/a)$, where in most cases one simulation point contributes to two data points in Fig. 5.

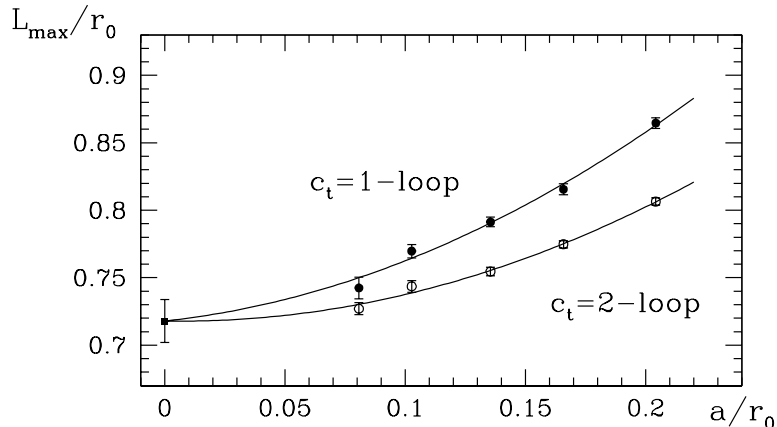


Figure 5: Continuum extrapolation of L_{\max}/r_0 . The two curves show the fit eq. (3.5) whose value in the continuum limit is indicated by the square.

$O(a)$ improvement). However, the statistical error of such an extrapolation, which is five times smaller than the one quoted above, appears unrealistically small. Only with a solid, non-perturbatively determined function $c_t(g_0)$ could we perform such a fit with confidence.

4 Conclusions

In this paper we have presented a precision computation of the low-energy reference scale r_0 in SU(3) Lattice Gauge Theory over a large range of β , in which the lattice spacing varies by a factor of four. Our results at individual values of β , which are displayed in Table 2, are supplemented by an interpolating parametrization, eq. (2.18), which provides estimates for r_0/a at arbitrary values of β in the whole range of $5.7 \leq \beta \leq 6.57$.

Our study represents a significant improvement over previous calculations through the combined effects of variance reduction by means of the multi-hit technique, high statistics and the use of a variational approach. Finally, a precise definition of the force has been adhered to throughout our calculation. We observe a 2% deviation of our result at $\beta = 5.7$ compared to ref. [4].

Our results for the scale r_0 have been applied in the continuum extrapolation of the gap Δ of the static quark potential, and the low-energy scale L_{\max} , used to set the scale in the computation of the running coupling. In the case of Δ , the analysis revealed sizeable cutoff effects of 10–15% at lattice spacings of $a \approx 0.1$ fm. Nevertheless, a reliable continuum extrapolation could be performed, showing that *at distances* $r \approx r_0$, the gap Δ is far from the universal value of bosonic string theories.

The fact that r_0/a has been calculated for small lattice spacings is crucial for a stable extrapolation of L_{\max}/r_0 , since both a and a^2 lattice artifacts turn out to be relevant for this quantity. A reliable estimate for L_{\max}/r_0 is of importance in our study of the Λ -parameter, which will appear in a forthcoming publication [26].

Our results for r_0/a are presented in a form so that they can be easily used in any kind of scaling analysis of hadronic quantities. A typical example is the scaling behaviour of the vector mass, $m_V r_0$ for a fixed ratio of vector and pseudoscalar masses, e.g. $m_V/m_{PS} = 0.7$ [31,5]. Also, the value of $m_{\text{proton}} r_0$ in the continuum limit can be obtained, which will serve to check how close r_0 is to the value 0.5 fm.

This work is part of the ALPHA collaboration research programme. We thank DESY for allocating computer time on the APE/Quadrics computers at DESY-Zeuthen and the staff of the computer centre at Zeuthen for their support. We are grateful to Martin Lüscher for useful discussions and Martin Hasenbusch and Mike Teper for reminding us of ref. [19]. We thank Tim Klassen and Gunnar Bali for correspondence. Hartmut Wittig acknowledges the support of the Particle Physics and Astronomy Research Council through the award of an Advanced Fellowship.

References

- [1] CP-PACS collaboration, S. Aoki et al., Nucl. Phys. Proc. Suppl. 63 (1998) 161, hep-lat/9709139.
- [2] M. Lüscher, R. Sommer, P. Weisz and U. Wolff, Nucl. Phys. B413 (1994) 481, hep-lat/9309005.
- [3] S. Capitani et al., Nucl. Phys. Proc. Suppl. 63 (1998) 153, hep-lat/9709125.
- [4] R.G. Edwards, U.M. Heller and T.R. Klassen, (1997), hep-lat/9711003.
- [5] R.G. Edwards, U.M. Heller and T.R. Klassen, Phys. Rev. Lett. 80 (1998) 3448, hep-lat/9711052.
- [6] R. Sommer, Nucl. Phys. B411 (1994) 839, hep-lat/9310022.
- [7] G. Parisi, R. Petronzio and F. Rapuano, Phys. Lett. 128B (1983) 418.
- [8] N.A. Campbell, A. Huntley and C. Michael, Nucl. Phys. B306 (1988) 51.
- [9] M. Lüscher and U. Wolff, Nucl. Phys. B339 (1990) 222.
- [10] SESAM collaboration, G.S. Bali et al., Nucl. Phys. Proc. Suppl. 63 (1998) 209, hep-lat/9710012.
- [11] G.S. Bali and K. Schilling, Phys. Rev. D47 (1993) 661, hep-lat/9208028.
- [12] UKQCD collaboration, H. Wittig, Nucl. Phys. Proc. Suppl. 42 (1995) 288, hep-lat/9411075.
- [13] APE collaboration, M. Albanese et al., Phys. Lett. 192B (1987) 163.

- [14] M. Creutz, Phys. Rev. D36 (1987) 515.
- [15] F.R. Brown and T.J. Woch, Phys. Rev. Lett. 58 (1987) 2394.
- [16] H. Wittig, Int. J. Mod. Phys. A12 (1997) 4477, hep-lat/9705034.
- [17] UKQCD collaboration, S.P. Booth et al., Phys. Lett. B294 (1992) 385, hep-lat/9209008.
- [18] B. Allés, A. Feo and H. Panagopoulos, Nucl. Phys. B491 (1997) 498, hep-lat/9609025.
- [19] J. Ambjorn, P. Olesen and C. Peterson, Nucl. Phys. B244 (1984) 262.
- [20] C. Michael, Nucl. Phys. Proc. Suppl. 17 (1990) 59.
- [21] M. Caselle, R. Fiore, F. Gliozzi, M. Hasenbusch and P. Provero, Nucl. Phys. B486 (1997) 245, hep-lat/9609041.
- [22] J.F. Arvis, Phys. Lett. 127B (1983) 106.
- [23] R. Sommer, (1997), hep-ph/9711243.
- [24] M. Lüscher, (1997), hep-ph/9711205.
- [25] M. Lüscher, R. Narayanan, P. Weisz and U. Wolff, Nucl. Phys. B384 (1992) 168, hep-lat/9207009.
- [26] S. Capitani, M. Lüscher, R. Sommer and H. Wittig, in preparation.
- [27] K. Symanzik, Some topics in quantum field theory, in Mathematical problems in theoretical physics, eds. R. Schrader et al., Lecture Notes in Physics Vol. 153 (Springer, New York, 1982).
- [28] M. Lüscher, S. Sint, R. Sommer and P. Weisz, Nucl. Phys. B478 (1996) 365, hep-lat/9605038.
- [29] A. Bode, Nucl. Phys. Proc. Suppl. 63 (1998) 796, hep-lat/9710043.
- [30] A. Bode, P. Weisz and U. Wolff, in preparation.
- [31] H. Wittig, Nucl. Phys. Proc. Suppl. 63 (1998) 47, hep-lat/9710013.