

Where the electroweak phase transition ends

M. Gürtler^{1*}, E.-M. Ilgenfritz^{2†} and A. Schiller^{1‡}

¹ *Institut für Theoretische Physik, Universität Leipzig, Germany*

² *Institut für Physik, Humboldt-Universität zu Berlin, Germany*

April 23, 1997

Abstract

We give a more precise characterisation of the end of the electroweak phase transition in the framework of the effective $3d$ $SU(2)$ -Higgs lattice model than has been given before. The model has now been simulated at $\beta_G = 12$ and 16 for $M_H^* = 70$ GeV and Higgs masses above the critical mass up to lattices 80^3 and the data have been used for reweighting. The breakdown of finite volume scaling of the Lee-Yang zeroes indicates the immediate change from a first order transition to a crossover at $\lambda_3/g_3^2 = 0.105(1)$ in rough agreement with results of Ref. [1] at $\beta_G = 9$ and smaller lattices. The infinite volume extrapolation of the discontinuity $\Delta\langle\phi^+\phi\rangle/g_3^2$ turns to zero at $\lambda_3/g_3^2 = 0.113(2)$. We comment on the limitations of the second method.

1 Introduction

During the last couple of years, big effort has been invested to study the properties of the first order phase transition that the standard model was expected to undergo at high temperature. The motivation was to explore the phenomenological viability of the generation of the baryon asymmetry of the universe at this transition.

*guertler@tph204.physik.uni-leipzig.de

†ilgenfri@pha1.physik.hu-berlin.de

‡schiller@tph204.physik.uni-leipzig.de

The perturbative evaluation of the phase transition is prevented by infrared divergences in the so-called symmetric phase. Lattice Monte Carlo studies of the 4 dimensional $SU(2)$ -Higgs theory have been done so far for relatively large lattice spacings (neglecting the $U(1)$ gauge group and the fermionic content of the theory). Another approach is based on the concept of dimensional reduction. One maps the theory (with or without fermions) onto a 3 dimensional $SU(2)$ -Higgs model containing all infrared problems of the full theory and can investigate this effective theory by Monte Carlo simulations with much less effort. Often, one neglects the $U(1)$ gauge group in this approach, too.

BAU generation at the phase transition of the standard model is ruled out already, and the primary interest has shifted to extensions of the standard model. Nevertheless, the standard variant remains interesting in order

- (i) to understand methods like dimensional reduction, validity of perturbation theory etc. in the realm of extremely weakly first order phase transitions and
- (ii) to understand in general terms the physics in the strongly coupled high temperature phase of gauge-matter systems.

The present paper belongs to the first group of studies. We try to shed light on the question for which Higgs mass the first order transition ceases to exist and what replaces it at slightly higher Higgs mass. Analytical work has already addressed this problem. In [2] it has been claimed that the transition between the broken and the symmetric phase can only be of first order or a smooth crossover (eventually depending on the Higgs mass) while in [3] the same conclusion has been drawn by analysing how gap equations change with the Higgs mass. A similar conclusion has been drawn from a renormalisation group study of the electroweak phase transition [4].

Recently, 3d Monte Carlo studies [5, 1] have investigated the volume dependence of the susceptibility of the Higgs condensate. These studies gave support for the claim that the transition turns into a smooth crossover for large Higgs masses. An attempt to determine the value of the upper critical Higgs mass has been performed in [1]. It was based on an analysis of the volume dependence of the Lee-Yang zeroes [6], but for a relatively large lattice spacing.

The only 4d study to determine the critical Higgs mass region has been presented in [7], however with a temporal extent of only $N_t = 2$ and an exploratory scan of the Higgs self coupling (corresponding to different Higgs masses).

In our present study we use Monte Carlo simulations of the three dimensional theory in order to find the critical Higgs mass, employing two different types of analysis. The first is plainly to look for the Higgs mass where the jump

of the scalar condensate (which is proportional to the latent heat) vanishes. The second method is based on an analysis of the Lee–Yang zeroes of the partition function, whose finite volume behaviour changes with the character of the transition and is able to characterise the change of first order into crossover.

2 The model and numerical techniques

The lattice $3d$ $SU(2)$ –Higgs model is defined by the action

$$S = \beta_G \sum_p \left(1 - \frac{1}{2} \text{tr} U_p\right) - \beta_H \sum_{x,\alpha} E_{x,\alpha} + \sum_x (\rho_x^2 + \beta_R (\rho_x^2 - 1)^2) \quad (1)$$

$$E_{x,\alpha} = \frac{1}{2} \text{tr} (\Phi_x^\dagger U_{x,\alpha} \Phi_{x+\alpha}) \quad (2)$$

(summed over plaquettes p , sites x and directions α), with the gauge coupling β_G , the lattice Higgs self-coupling β_R and the hopping parameter β_H . The gauge fields are represented by unitary 2×2 link matrices $U_{x,\alpha}$ and the Higgs fields are written as $\Phi_x = \rho_x V_x$. $\rho_x^2 = \frac{1}{2} \text{tr} (\Phi_x^\dagger \Phi_x)$ is the Higgs modulus squared, V_x an element of the group $SU(2)$, U_p denotes the $SU(2)$ plaquette matrix. For shortness, we characterise as in [8] the Higgs self-coupling by an approximate Higgs mass M_H^* defined through

$$\beta_R = \frac{\lambda_3}{g_3^2} \frac{\beta_H^2}{\beta_G} = \frac{1}{8} \left(\frac{M_H^*}{80 \text{ GeV}} \right)^2 \frac{\beta_H^2}{\beta_G}, \quad (3)$$

where λ_3 and g_3 are the dimensionful quartic and gauge couplings of the corresponding $3d$ continuum model, respectively. Both couplings are renormalisation group invariants. The $3d$ continuum model is furthermore characterised by the renormalised mass $m_3(g_3^2)$ taken at the scale $\mu_3 = g_3^2$. To study the continuum limit of the lattice model at given M_H^* (along the line of constants physics of the $3d$ continuum theory) one has to keep the coupling ratios λ_3/g_3^2 and $m_3(g_3^2)/g_3^2$ fixed.

Letting increase the gauge coupling β_G at fixed λ_3/g_3^2 along the critical line dividing the high temperature and Higgs phase ($m_3(g_3^2)/g_3^2$ fixed and near to zero) permits to perform the continuum limit according to the relation

$$\beta_G = \frac{4}{ag_3^2} \quad (4)$$

We study the phase transition driven by the hopping parameter β_H . The Monte Carlo simulations are performed at $\beta_G = 12$ and $\beta_G = 16$ for $M_H^* = 70$, 76 and 80 GeV at several values of β_H on cubic lattices of the size L^3 (see Table 1 for parameters and statistics). The simulations have been performed

M_H^*	β_G	L	β_H	sweeps	M_H^*	β_G	L	β_H	sweeps
70	12	30	0.343480	30000	76	12	30	0.343980	20000
70	12	30	0.343540	50000	76	12	30	0.344000	80000
70	12	30	0.343600	40000	76	12	30	0.344040	20000
70	12	40	0.343540	20000	76	12	40	0.343990	20000
70	12	40	0.343560	20000	76	12	40	0.344000	30000
70	12	48	0.343440	75000	76	12	40	0.344020	20000
70	12	48	0.343520	40000	76	12	48	0.343994	25000
70	12	48	0.343540	80000	76	12	48	0.344000	35000
70	12	48	0.343544	120000	76	12	48	0.344006	35000
70	12	48	0.343546	20000	76	12	48	0.344012	10000
70	12	48	0.343548	120000	76	12	64	0.344000	40000
70	12	48	0.343560	40000	76	12	64	0.344006	40000
70	12	48	0.343580	110000	76	12	80	0.344002	20000
70	12	64	0.343546	90000	76	12	80	0.344002	40000
70	12	64	0.343548	120000	76	12	80	0.344006	25000
70	12	64	0.343549	20000	76	16	32	0.341100	20000
70	12	64	0.343550	100000	76	16	32	0.341120	40000
70	12	80	0.343546	40000	76	16	32	0.341140	20000
70	16	32	0.340780	40000	76	16	40	0.341120	30000
70	16	32	0.340800	40000	76	16	40	0.341124	30000
70	16	32	0.340820	40000	76	16	40	0.341130	20000
70	16	40	0.340780	40000	76	16	48	0.341124	35000
70	16	40	0.340800	100000	76	16	48	0.341128	20000
70	16	40	0.340820	40000	76	16	64	0.341124	40000
70	16	48	0.340700	45000	76	16	64	0.341128	20000
70	16	48	0.340780	45000	76	16	80	0.341126	20000
70	16	48	0.340800	90000	76	16	80	0.341130	30000
70	16	48	0.340820	45000	80	16	80	0.341360	40000
70	16	64	0.340796	40000					
70	16	64	0.340800	80000					
70	16	64	0.340804	40000					
70	16	80	0.340802	30000					

Table 1: Statistics

at the DFG Quadrics computer QH2 in Bielefeld and on the CRAY-T90 of the HLRZ Jülich, some data have been collected on a Q4 Quadrics in Jülich. For the update we used the same algorithm as described in [8] which combines Gaussian heat bath updates for the gauge and Higgs fields with several reflections for the fields to reduce the autocorrelations. All thermodynamical bulk quantities are measured after each such combined sweep.

In the search for the phase transition the space averaged square of the Higgs modulus

$$\rho^2 = \frac{1}{L^3} \sum_x \rho_x^2 \quad (5)$$

is used, $\langle \rho^2 \rangle$ denotes averaging over the Monte Carlo measurements.

In order to interpolate for arbitrary values of β_H we have used the Ferrenberg–Swendsen method [9]. Already at fixed M_H^* one has to reweight in the two terms of the action proportional to β_H and β_H^2 , respectively [8] (see Eqs. (3) and (2)). Furthermore, the reweighting technique is used here in two additional directions. Using Eq. (3) we interpolate between the data collected at several M_H^* . The analysis of the Lee–Yang zeroes requires moreover the introduction of an imaginary part of the hopping parameter β_H into the procedure.

Finally, all considered quantities are translated into physical units. This allows to combine results obtained for different β_G and gives a check to what extent the continuum limit is reached. The size of the lattice in continuum length units (*i.e.* the inverse $3d$ gauge coupling g_3^2) is given by the expression

$$lg_3^2 = Lag_3^2 = 4L/\beta_G \quad (6)$$

and the jump of the quadratic scalar condensate is in the corresponding mass units

$$\frac{\Delta \langle \phi^+ \phi \rangle}{g_3^2} = \frac{1}{8} \beta_G \beta_H \Delta \langle \rho^2 \rangle . \quad (7)$$

Here $\Delta \langle \rho^2 \rangle = \langle \rho_b^2 \rangle - \langle \rho_s^2 \rangle$ denotes the difference of the lattice quadratic scalar condensates measured at the pseudo-critical hopping parameter between the broken ($\langle \rho_b^2 \rangle$) and symmetric ($\langle \rho_s^2 \rangle$) phases, respectively.

3 The behaviour of the latent heat with increasing Higgs mass

A non-vanishing latent heat $\Delta\epsilon$ is one of the characteristics for a first order phase transition. Because $\Delta\epsilon$ is proportional to $\Delta \langle \phi^+ \phi \rangle$ [10] there is no first order phase transition when $\Delta \langle \phi^+ \phi \rangle = 0$. In this section we will determine the Higgs mass where this is the case.

The minimum of the Binder cumulant

$$B_{\rho^2}(L, \beta_H) = 1 - \frac{\langle(\rho^2)^4\rangle}{3\langle(\rho^2)^2\rangle^2} \quad (8)$$

and the maximum of the susceptibility of ρ^2

$$C_{\rho^2}(L, \beta_H) = \langle(\rho^2)^2\rangle - \langle\rho^2\rangle^2 \quad (9)$$

are chosen to define pseudo-critical values of the hopping parameter β_H . The jumps in $\Delta\langle\rho^2\rangle$ are extracted from the peaks of the histograms reweighted to these values of β_H . The ρ^2 histograms at the respective pseudo-critical couplings show how the discontinuity decreases with increasing M_H^* . The gap between the peaks is more and more filled, and the distance between them becomes smaller (Fig. 1).

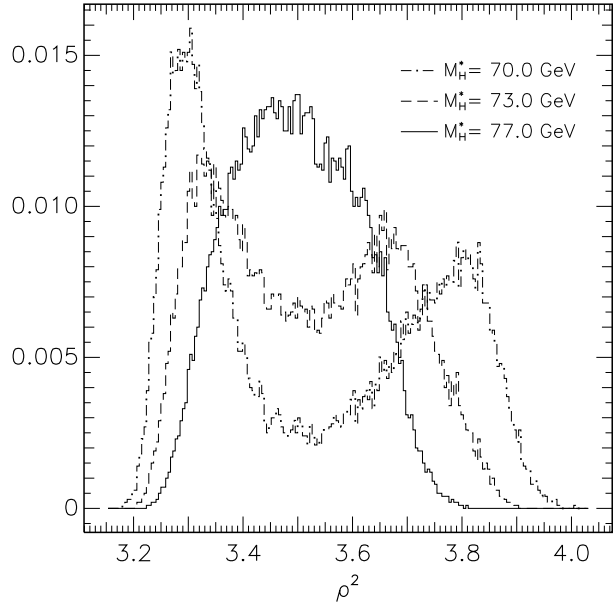


Figure 1: Histograms of ρ^2 for different M_H^* at the respective pseudo-critical β_H (defined by the minimum of the Binder cumulant) for a 80^3 lattice, $\beta_G = 12$

At fixed Higgs mass M_H^* we perform the thermodynamical limit of $\Delta\langle\rho^2\rangle$, *i.e.* we extrapolate the finite volume lattice values of the discontinuities to the infinite volume limit. The finite size scaling is assumed to follow an inverse cross

sectional law

$$\Delta\langle\phi^+\phi\rangle \propto 1/l^2 \quad (10)$$

that is suggested by the behaviour of the Potts model in 2 dimensions [11].

Figs. 2 and 3 show the typical size behaviour of $\Delta\langle\phi^+\phi\rangle/g_3^2$ at two dif-

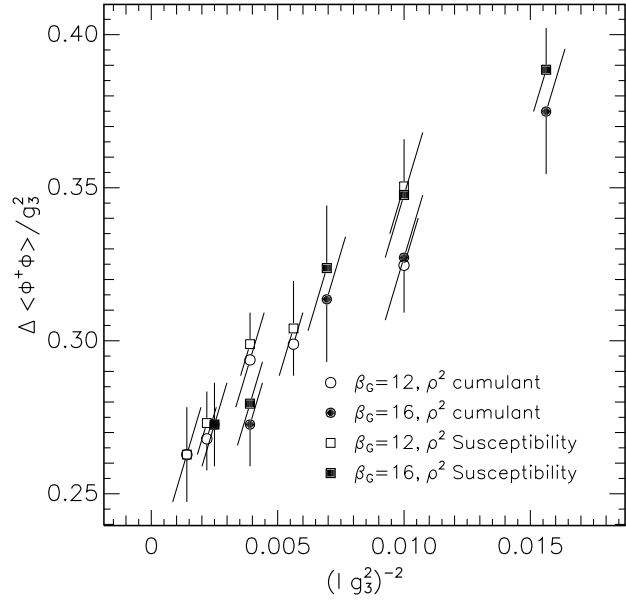


Figure 2: Quadratic Higgs condensate jump $\Delta\langle\phi^+\phi\rangle/g_3^2$ as function of inverse physical length squared at $M_H^* = 70$ GeV

ferent Higgs masses for the two criteria to determine the pseudo-critical β_H (minimum of the Binder cumulant and maximum of the susceptibility for the lattice quadratic Higgs condensate). One observes that the data for different β_G cluster along one curve within their errors and do not show a significant dependence on the lattice spacing a . Therefore, we conclude that the quadratic Higgs condensate jump at the measured β_G values is already sufficiently near to the continuum limit.

At the same time, however, one can see that for the larger Higgs masses (among those considered here) the expected $1/l^2$ scaling seems to set in only for the largest considered volumes. Therefore only the largest volumes are used for an extrapolation according to Eq. (10). The infinite volume limits of the

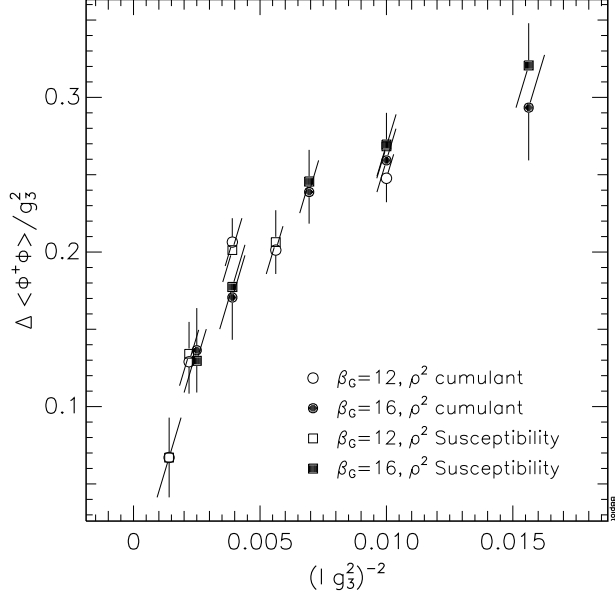


Figure 3: Quadratic Higgs condensate jump $\Delta\langle\phi^+\phi\rangle/g_3^2$ as function of inverse physical length squared at $M_H^* = 76$ GeV

quadratic scalar condensate discontinuity in appropriate continuum units are plotted in Fig. 4.

The critical coupling, if defined by vanishing latent heat (vanishing jump of the quadratic scalar condensate), is

$$\lambda_{3\text{crit}}/g_3^2 = 0.113(2) \quad (11)$$

which corresponds to $M_{H\text{crit}}^* = 76.0(5)$ GeV. This is much larger than the value given in [1]. It could be tempting to explain this difference to the somewhat smaller $\beta_G = 9$ in their paper, but the discrepancy will be reduced as the result of the following analysis.

4 Lee–Yang zeroes near the critical Higgs mass

In this section we will determine the critical Higgs mass by analysing the position of the Lee–Yang zeroes in the complex β_H plane and their motion with increasing size of the finite lattice system.

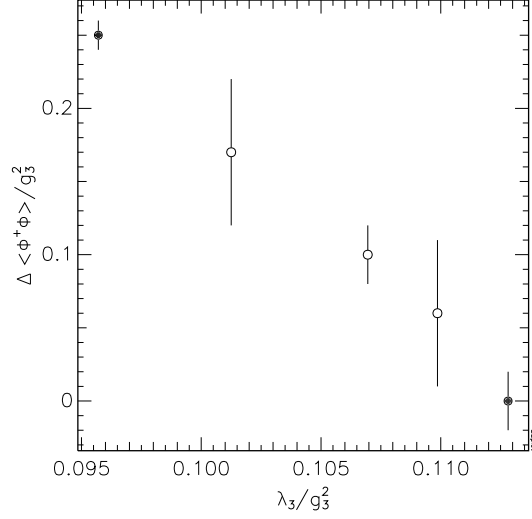


Figure 4: Infinite volume discontinuity $\Delta\langle\phi^+\phi\rangle/g_3^2$ as function of λ_3/g_3^2 ; filled symbols correspond to measurements at $M_H^* = 70$ GeV and $M_H^* = 76$ GeV

Phase transitions correspond to non-analytical behaviour of the infinite volume free energy density as function of couplings which normally are real-valued. This is signalled by zeroes in the complex plane (to which the relevant coupling constant is extended) of the partition function of finite systems. If there exists a phase transition driven by this coupling some of these zeroes cluster, in the thermodynamical limit, along lines that pinch the real axis. This prevents the analytic continuation along the real axis corresponding to that coupling.

We sketch here the motion of the most important zeroes with increasing volume. Neglecting interface tension effects the partition function at the transition point is given by the contributions of the two phases

$$Z = Z_s + Z_b = e^{-L^3 f_s} + e^{-L^3 f_b} \quad (12)$$

where $f_{s(b)}$ denotes the lattice free energy per site of the so-called symmetric (broken) phase. The free energy density can be expanded around the real-valued pseudo-critical coupling β_{Hc}

$$f_{s,b}(\beta_H) = f(\beta_{Hc}) + \langle E_{s,b}(\beta_{Hc}) \rangle (\beta_H - \beta_{Hc}) + \mathcal{O}((\beta_H - \beta_{Hc})^2) . \quad (13)$$

To obtain $\langle E \rangle$ we use the action in the form

$$S = S_0 - 3\beta_H L^3 E_{\text{link}} + \beta_R^2 L^3 (\rho^4 - 2\rho^2) \quad (14)$$

with ρ^2 defined in Eq. (5) and

$$E_{\text{link}} = \frac{1}{3L^3} \sum_{x,\alpha} E_{x,\alpha} , \quad \rho^4 = \frac{1}{L^3} \sum_x \rho_x^4 . \quad (15)$$

Taking into account that the Higgs self-coupling is (for given M_H^*) quadratic in β_H we find

$$\langle E(\beta_{Hc}) \rangle = -3\langle E_{\text{link}} \rangle + 2 \frac{\beta_{Rc}}{\beta_{Hc}} (\langle \rho^4 \rangle - 2\langle \rho^2 \rangle) \quad (16)$$

where $\langle \dots \rangle$ denotes the Monte Carlo average as before.

Using the decomposition at β_{Hc}

$$\langle E_{s(b)} \rangle = \langle E \rangle \mp \frac{1}{2} \Delta \langle E \rangle , \quad (17)$$

the partition sum behaves as

$$Z \propto \cosh \left[\frac{\Delta E}{2} L^3 (\beta_H - \beta_{Hc}) \right] . \quad (18)$$

For the complex coupling $\beta_H = \text{Re}\beta_H + i \text{Im}\beta_H$ we obtain in this approximation that the zeroes of the complex partition function Z are located at (n are integers)

$$\text{Im}\beta_H^{(n)} = \frac{2\pi}{L^3 |\Delta \langle E \rangle|} \left(n - \frac{1}{2} \right) , \quad (19)$$

$$\text{Re}\beta_H = \beta_{Hc} . \quad (20)$$

For a volume independent $\Delta \langle E \rangle$ the imaginary part of the hopping parameter at the position of the zeroes would scale with the inverse volume. For infinite volume the zeroes become dense and prevent analytic continuation of Z beyond β_{Hc} .

Taking into account Eq. (16) and using the identity for the condensate jumps [8]

$$-3\beta_{Hc} \Delta \langle E_{\text{link}} \rangle + (1 - 2\beta_{Rc}) \Delta \langle \rho^2 \rangle + 2\beta_{Rc} \Delta \langle \rho^4 \rangle = 0 \quad (21)$$

one easily finds

$$-\Delta\langle E\rangle = \frac{1+2\beta_{Rc}}{\beta_{Hc}}\Delta\langle\rho^2\rangle . \quad (22)$$

Therefore, for the phase transition still being first order one expects the approximate relation between the imaginary part of the leading zeroes in the complex hopping parameter plane (with index n) and the Higgs condensate discontinuity

$$\text{Im}\beta_H^{(n)} = \frac{2\pi\beta_{Hc}}{L^3(1+2\beta_{Rc})\Delta\langle\rho^2\rangle} \left(n - \frac{1}{2}\right) . \quad (23)$$

Since $\Delta\langle\rho^2\rangle$ itself depends on the size of the lattice (as discussed in section 3) the simple $1/L^3$ behaviour for $\text{Im}\beta_H$ is modified and can be expected only asymptotically.

An analysis of the first Lee–Yang zero in the crossover region of the $3d\ SU(2)$ Higgs model has been carried out recently in Ref. [1]. Here we are interested to discuss in more detail the change from first order transition to a crossover behaviour at the critical Higgs mass.

As usual, the partition function has to be analytically continued into the complex plane as function of the complex hopping parameter β_H near to the real pseudo-critical coupling β_{Hc} . This can be done by reweighting. The partition function is represented as

$$Z(L, \beta_H) = \int dS_1 dS_2 D_L(S_1, S_2) \exp\left(L^3(\beta_H S_1 - \beta_H^2 S_2)\right) , \quad (24)$$

$$S_1 = 3E_{\text{link}} , \quad S_2 = \frac{\lambda_3}{g_3^2\beta_G}(\rho^4 - 2\rho^2) \quad (25)$$

where the density of states $D_L(S_1, S_2)$ is approximated by the histogram produced by multihistogram reweighting of all available data for given β_G and L^3 (see Table 1). Since β_H is complex, the action S and consequently Z become complex, too. The zeroes of Z are found numerically using the Newton–Raphson method for solving simultaneously $\text{Re}Z = 0$ and $\text{Im}Z = 0$. To estimate the accuracy of the position of the zeroes in the complex plane we have calculated them using only the half data sample.

In Fig. 5 the modulus of the complex partition function $|Z_{\text{norm}}|$ in the neighbourhood of the pseudo-critical hopping parameter β_{Hc} is shown. Z_{norm} has

been used for clarity. This means that $Z(\beta_H)$ is divided, for each complex β_H , by its (real) value at $\text{Re}\beta_H$, $Z(\text{Re}\beta_H)$. The figure represents a lattice of size 80^3 at $\beta_G = 12$ for a Higgs mass $M_H^* = 70$ GeV where the transition is still clearly first order [8]. The normalised $|Z_{\text{norm}}|$ approaches zero in the clearly distinct minima.

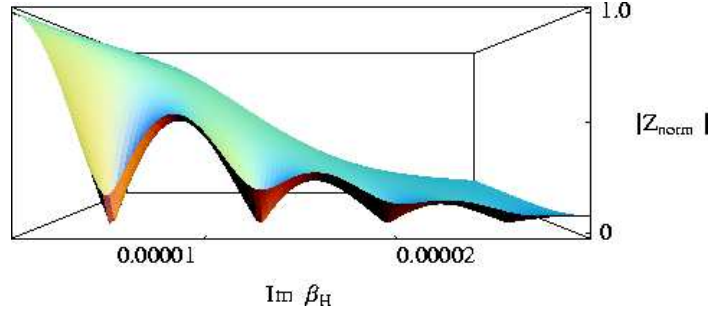


Figure 5: 3d view of $|Z_{\text{norm}}|$ near to the first zeroes at $\beta_G = 12$, 80^3 and $M_H^* = 70$ GeV

The difference in the pattern of the leading complex zeroes is demonstrated in Figs. 6 and 7 referring to $M_H^* = 70$ and 76 GeV for the same lattice size 80^3 and lattice gauge coupling $\beta_G = 12$. Each figure shows a part of the strip $0 \leq \text{Im}\beta_H \leq 3 \times 10^{-4}$ along the real axis where the leading Lee-Yang zeroes are located at the respective Higgs mass. For the larger Higgs mass the normalised modulus decreases much faster with increasing $\text{Im}\beta_H$, less zeroes are localised inside the strip and the funnels which form the $|Z_{\text{norm}}|$ landscape at the locations of the Lee-Yang zeroes become less steep. The zeroes move away from the real axis with increasing Higgs mass. Notice that only for the lower Higgs mass the pattern approximately follows the n dependence given in Eq. (23). This is a hint for an inherently different behaviour of the model at these selected Higgs masses. To answer the question whether this difference shows the vanishing of the phase transition we investigate the zeroes in the thermodynamical limit.

In Fig. 8 the first two zeroes of different lattice volumes are collected. There is a tendency of the zeroes to move to larger $\text{Re}\beta_H$ with decreasing lattice volume and increasing index of the zero (for low n). The first tendency corresponds with the fact that the maximum of the link susceptibility gives a pseudo-critical β_H which approaches the infinite volume limit β_{Hc} from above [8].

To extract information about the endpoint of the transition we fit the imag-

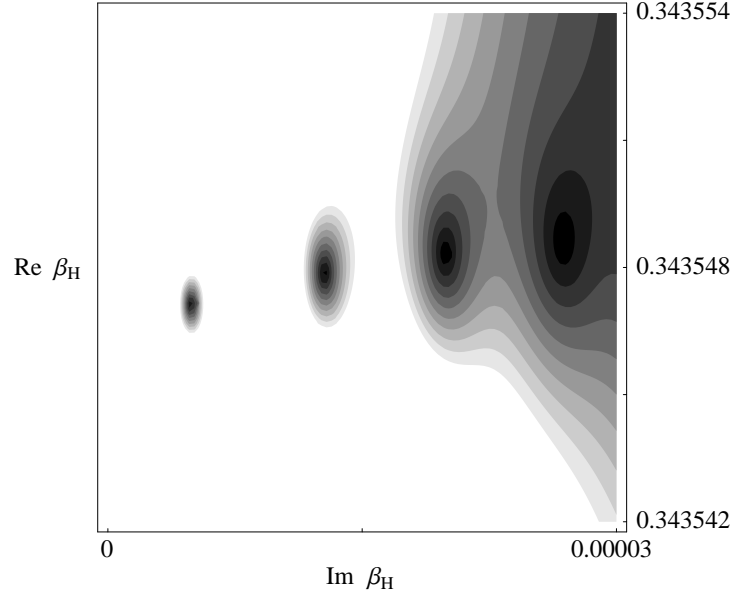


Figure 6: Contour plot of $|Z_{\text{norm}}|$ below 0.2 at $\beta_G = 12, 80^3$ and $M_H^* = 70$ GeV with height differences of 0.02

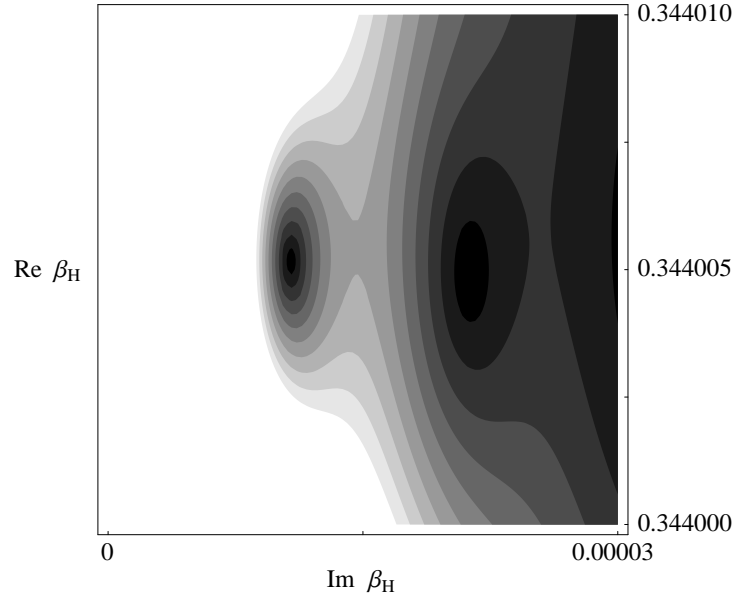


Figure 7: Same as Fig. 6 at $\beta_G = 12, 80^3$ and $M_H^* = 76$ GeV

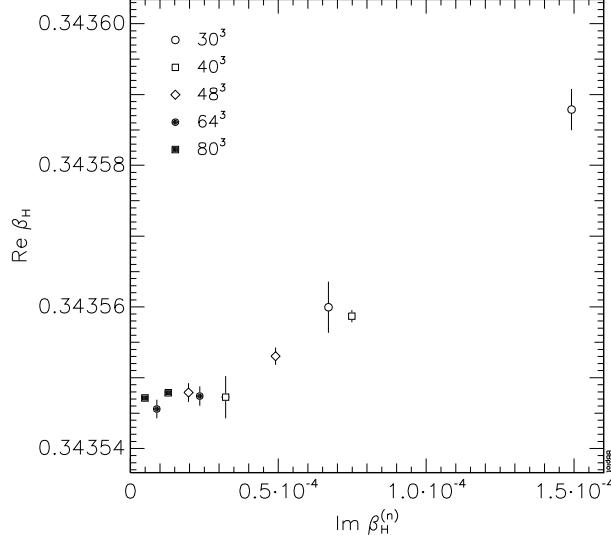


Figure 8: First two zeroes at $\beta_G = 12$ and $M_H^* = 70$ GeV for different lattice sizes

inary part of the first zero for each available physical length l (Eq. 6) according to

$$\text{Im}\beta_H^{(1)} = C(lg_3^2)^{-\nu} + R . \quad (26)$$

A positive R in Eq. (26) should indicate that the first zero does not approach anymore the real axis in the thermodynamical limit (as required for a phase transition) and our first order transition has turned into a crossover.

We assume that for equal physical volume the imaginary part of the Lee–Yang zeroes shows a universal behaviour. The values of $\ln \text{Im}\beta_H^{(1)}$ are shifted to

$$\ln \text{Im}\beta_H^{(1)} \rightarrow \ln \text{Im}\beta_H^{(1)} - \ln(c_1 c_2) \quad (27)$$

in order to use the results of both gauge couplings for the fit (Fig. 9). The main shift $\ln c_1$ is derived from Eq. (23) assuming that the continuum condensate jump is already independent of a

$$c_1 = \frac{\beta_{Hc}^2}{\beta_G^2(1 + 2\beta_{Rc})} . \quad (28)$$

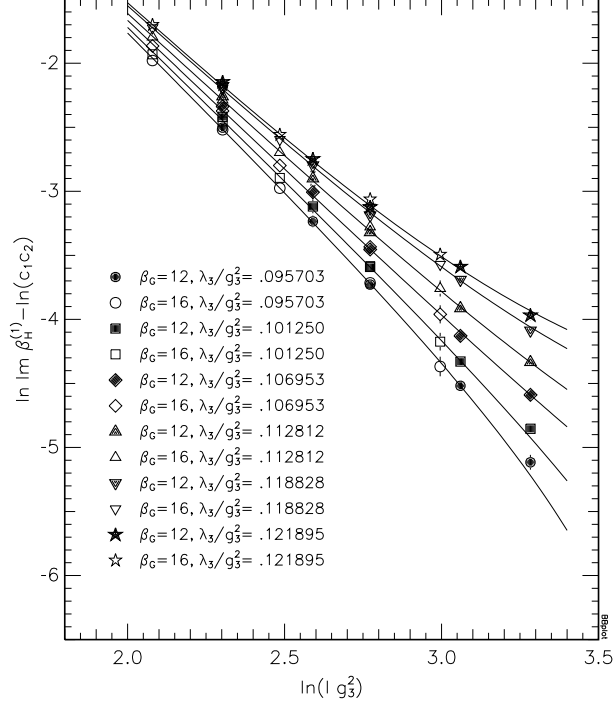


Figure 9: Logarithm of the imaginary part of first zeroes at different λ_3/g_3^2 vs. logarithm of the physical length $\ln(lg_3^2)$ together with the fit described in the text

In the logarithmic shift we have used the real-valued finite volume couplings $\text{Re}\beta_H^{(1)}$ and $\beta_R(\text{Re}\beta_H^{(1)})$. A small extra shift $\ln c_2$ (with c_2 between 1.027 and 1.056 in the used range of λ_3/g_3^2) has been added to correct the eventual imprecision of the used equation. It has been adjusted in a way to provide a minimal χ^2 for all (reweighted) data at given λ_3/g_3^2 in the fit of Eq. (26).

The values of the fit constant R using all lattice sizes and both gauge couplings at fixed λ_3/g_3^2 are given in Fig. 10. For smaller lattice sizes the asymptotic behaviour $\propto 1/l^3$ of $\text{Im}\beta_H^{(1)}$ is still not reached. Hence the constant R is found negative as long as the phase transition is of first order. The endpoint of the transition is localised where R as a function of λ_3/g_3^2 crosses zero. This gives the critical value

$$\lambda_{3\text{crit}}/g_3^2 = 0.105(1) \quad (29)$$

which translates into $M_{H\text{crit}}^* = 73.3(3)$ GeV.

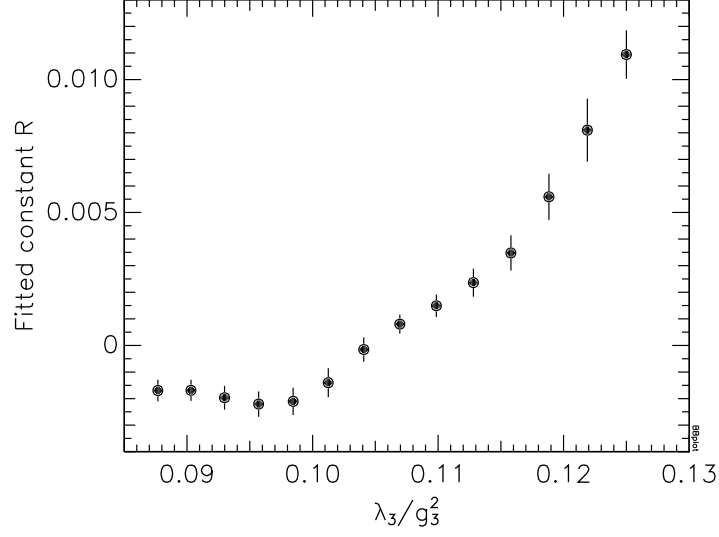


Figure 10: Fitted distance R as function of λ_3/g_3^2

Restricting the fit of Eq. (26) only to larger volumes we approach the expected power $\nu = 3$ for the first order transition from below. This is shown in Fig. 11 where only six data points above $\ln(lg_3^2) = 2.55$ are included in the fit.

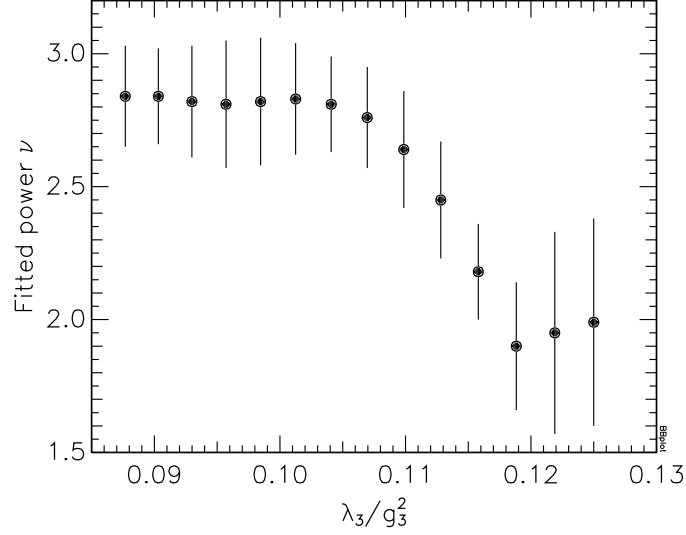


Figure 11: Fitted power ν as function of λ_3/g_3^2

For $\lambda_3/g_3^2 > 0.105$ the fit yields a power which strongly decreases. This again indicates the change to the crossover.

This critical Higgs coupling is somewhat below the upper bound obtained in section 3 from the argument of vanishing latent heat. We discuss in the following section why the two criteria do not necessarily agree.

5 Discussion and conclusions

We have compared two methods which promised to give estimates for the upper critical Higgs mass. We have used on one hand a criterion based on the thermodynamical limit of Lee–Yang zeroes and on their specific way of approaching the real axis in the infinite volume limit. This has required to rescale results obtained with different values of the lattice gauge coupling, in our work $\beta_G = 12$ and $\beta_G = 16$. This method yields a lower value of the critical Higgs mass than the other method which relies on the two–state signal in the histogram of an order parameter as criterion for a first order transition.

The critical temperature T_c and the actual Higgs mass m_H of the underlying $4d$ theory corresponding to the endpoint of the first order transition can be calculated using the relations in Sec. 2 of [8]. These quantities are listed in Table 2 using the lattice couplings $\beta_G = 12$ and $\beta_{Hc} = .3437946$ at the critical continuum coupling ratio (29) as derived from the Lee–Yang zeroes analysis. Additionally, the four dimensional $\overline{\text{MS}}$ running coupling $g^2(m_W)$ is given as well as the discontinuity of the Higgs condensate $\Delta\langle\phi^+\phi\rangle$ and the latent heat $\Delta\epsilon$ which are related via

$$\frac{\Delta\epsilon}{T_c^4} = \frac{m_H^2}{T_c^3} \Delta\langle\phi^+\phi\rangle \quad . \quad (30)$$

All quantities are calculated for the two cases of the $4d$ standard Higgs theory, without fermions and including the top quark.

m_H/GeV	T_c/GeV	$g^2(m_W)$	$\Delta\langle\phi^+\phi\rangle/g_3^2$	$\Delta\epsilon/T_c^4$
68.0(4)	156.6(1.3)	0.423	0.12(3)	0.008(2)
73.8(5)	111.4(6)	0.428	0.12(3)	0.027(7)

Table 2: Some quantities at $\lambda_{3\text{crit}}/g_3^2 = 0.105$ ($M_{H\text{crit}}^* = 73.3$ GeV); upper row without fermions, lower including top

If we fix the upper critical Higgs mass by the study of Lee–Yang zeroes, the first order phase transition ends with a latent heat of $\Delta\epsilon/T_c^4 = 0.008(2)$ neglecting fermions and $\Delta\epsilon/T_c^4 = 0.026(7)$ including the top quark.

One should not take these numbers for the latent heat too seriously, however. It is well known from other occasions that observing a two peak structure and a discontinuity of an order parameter (whether this is or is not, like in the present case of ρ^2 , related to a broken symmetry of the action) can be misleading if the correlation length grows to the size of the system being simulated at the alleged transition. At $M_H^* = 70$ GeV, for instance, these two scales can be still safely separated from each other. When the transition becomes increasingly weak the situation will change rapidly. In order to measure the correlation length of the competing phases one would have to take some care. One should carefully monitor the tunnelling of the system in order to measure the correlation functions of the pure phases, respectively. We have successfully applied such a procedure at $M_H^* = 70$ GeV. For the weaker transitions at higher Higgs mass this becomes increasingly difficult. Therefore we have restricted our attention exclusively to bulk variables. Hence we are not too confident about the infinite volume limit of $\Delta\rho^2$ at the critical Higgs mass $M_{H\text{crit}}^*$ obtained from the Lee–Yang zeroes.

Our result for $\lambda_{3\text{crit}}/g_3^2$ is not so far from the result by Karsch et al. [1] who have obtained (in our notation)

$$\lambda_{3\text{crit}}/g_3^2 = 0.0951(16), \quad \text{at } \beta_G = 9 \quad (31)$$

analysing lattices with an extent $\ln(lg_3^2) \leq 3.06$. The remaining difference between (31) and (29) can comfortably be explained by the fact that we come nearer to the continuum limit.

It might be instructive to transform our results to a $4d$ $SU(2)$ –Higgs model at a larger $\overline{\text{MS}}$ running gauge coupling. Usually in $4d$ simulations, the bare coupling $g^2 = 0.5$ is used. The measured renormalised $4d$ gauge coupling does not seem to change significantly with the Higgs mass in the so far reported region from 18 to 49 GeV [12, 13] and varies from 0.56 to 0.59. We expect that this coupling remains within this range at larger Higgs mass, too. Since a perturbative calculation is missing we assume here, following Refs. [14, 15], that the measured renormalised gauge coupling roughly corresponds to the $\overline{\text{MS}}$ running coupling.

For definiteness we choose $g^2(m_W) = 0.58$ and take $\lambda_3/g_3^2 = 0.105$. We obtain the critical Higgs mass $m_H = 66.2$ GeV and the corresponding transition temperature $T_c = 131.2$ GeV. This is noticeably smaller than the critical Higgs mass estimated in Ref. [7] which is the only $4d$ result so far available.

At weakly first order transitions, the $3d$ effective theory seems to describe the transition parameters of the $4d$ model reasonably well [14, 15]. We have made clear above that one cannot generally conclude in favour of a first order transition from a non-vanishing jump of an order parameter (or latent heat). Concerning the apparent first order nature of the transition at $m_H \geq 67$ GeV in the $4d$ approach, there is reason for additional doubts in view of the very coarse discretisation with $N_t = 2$ temporal steps.

Acknowledgements

E.M. I. is supported by the DFG under grant Mu932/3-4. The use of the DFG–Quadrics QH2 parallel computer in Bielefeld and the Q4 parallel computer in the HLRZ Jülich is acknowledged. Additionally, we thank the council of HLRZ Jülich for providing CRAY-T90 resources. M. G. and A. S. are grateful to C. Borgs on a discussion about Lee–Yang zeroes.

References

- [1] F. Karsch, T. Neuhaus, A. Patkós and J. Rank, Nucl. Phys. **B**(Proc. Suppl.) **53** (1997) 623
- [2] M. Reuter and C. Wetterich, Nucl. Phys. **B408** (1993) 91
- [3] W. Buchmüller and O. Philipsen, Nucl. Phys. **B443** (1995) 47
- [4] N. Tetradis, Nucl. Phys. **B488** (1997) 92
- [5] K. Kajantie, M. Laine, K. Rummukainen and M. Shaposhnikov, Phys. Rev. Lett. **77** (1996) 2887
- [6] C.N. Yang, T.D. Lee, Phys. Rev. **87** (1952) 404
- [7] Y. Aoki, Nucl. Phys. **B**(Proc. Suppl.) **53** (1997) 609 and hep-lat/9612023
- [8] M. Gürtler, E.-M. Ilgenfritz, J. Kripfganz, H. Perlt and A. Schiller, Nucl. Phys. **B483** (1997) 383
- [9] for survey of techniques see: E. Marinari, Optimized Monte Carlo Methods, Lectures at the 1996 Budapest Summer School on Monte Carlo Methods, preprint cond-mat/9612010
- [10] K. Kajantie, M. Laine, K. Rummukainen and M. Shaposhnikov, Nucl. Phys. **B466** (1996) 189

- [11] C. Borgs and R. Kotecký, J. Stat. Phys. **61** (1990) 79;
C. Borgs, R. Kotecký and S. Miracle-Solé, J. Stat. Phys. **62** (1991) 529
- [12] Z. Fodor, J. Hein, K. Jansen, A. Jaster and I. Montvay, Nucl. Phys. **B439** (1995) 147;
F. Csikor, Z. Fodor, J. Hein, A. Jaster and I. Montvay, Nucl. Phys. **B474** (1996) 421
- [13] B. Bunk, Nucl. Phys. **B**(Proc. Suppl.) **42** (1995) 566
- [14] M. Laine, Phys. Lett. **B385** (1996) 249
- [15] M. Gürtler, E.-M. Ilgenfritz and A. Schiller, Leipzig preprint UL-NTZ 08/97, hep-lat/9702020