

On Lattice QCD with Many Flavors

P.H. DAMGAARD^a, U.M. HELLER^b, A. KRASNITZ^a AND P. OLESEN^a

^a) The Niels Bohr Institute
Blegdamsvej 17
DK-2100 Copenhagen
Denmark

^b) SCRI, Florida State University
Tallahassee, FL 32306-4052
USA

July 19, 2018

Abstract

We discuss the confining and chiral-symmetry breaking properties of QCD with a large number of flavors N_f . In a Monte Carlo simulation of QCD with $N_f = 16$ staggered fermions, we find clear evidence of a first order bulk phase transition which separates phases with broken and unbroken chiral symmetry. This is consistent with extrapolations of earlier studies with smaller N_f , and is also as expected from general arguments. Thus, even when the perturbative renormalization group flow has a new infrared stable fixed point near the origin, lattice artifacts induce chiral symmetry breaking, and presumably confinement, at sufficiently strong coupling.

arXiv:hep-lat/9701008v1 19 Jan 1997

The confining properties of QCD are believed to depend sensitively on the number of light quarks species N_f . For example, when $N_f \geq 17$ the theory is not asymptotically free in the ultraviolet, and is presumably “trivial”, with free quarks and gluons. Chiral symmetry breaking is not expected to occur either. But an interesting change in the phase structure may occur even before $N_f = 17$. It was noted already in one of the first papers describing the two-loop beta function of QCD that the two-loop term changes sign at a value of N_f which differs from that of the one-loop term [1]. This means that even for $N_f < 17$ a new infrared fixed point can occur in the renormalization group (RG) flow. From the two-loop beta function one obtains for $SU(N)$, with N_f flavors of quarks in the fundamental representation [1, 2]

$$\frac{(g^*)^2}{16\pi^2} = \frac{11N - 2N_f}{-34N^2 + 13NN_f - 3N_f/N} \quad (1)$$

for the fixed point. For $SU(3)$ we thus get

$$\frac{(g^*)^2}{16\pi^2} = \frac{16.5 - N_f}{-153 + 19N_f}, \quad (2)$$

where the right hand side of course should be positive. This leads to the constraint $N_f \geq 8.053$ (and $N_f \leq 16.5$). Taken at face value, this new fixed point thus occurs already for a number of flavors $N^* = 9$. Of course, this prediction is perturbative, and hence can only be trusted if the new fixed point self-consistently occurs close to the origin, which is certainly not the case for $N_f = 9$. On the other hand, it is clear from these simple arguments that if we view the number of quark flavors N_f as a free, tunable (perhaps not even integer¹) parameter, then the RG flow of QCD will be substantially altered as N_f is increased. This happens *before* asymptotic freedom is lost. However, it is clear that if $N_f = 9$, corresponding to $(g^*)^2/16\pi^2 \approx 0.417$, we are so far from a perturbatively self-consistent region that the fixed point has no a priori meaning, and it is extremely dangerous to attempt to make much ado about $N_f = 9$.

QCD with an infrared fixed point of the above kind was first analyzed in some detail by Banks and Zaks [3], assuming that N_f was large enough to make the perturbative prediction valid. More recently, a study based on truncated Schwinger-Dyson equations has tried to determine more accurately the “critical number of flavors” N^* at which the large-distance dynamics of QCD is governed by an infrared fixed point [4]. Another interesting approach, trying to go beyond the scheme-independent first two coefficients of the beta function and even beyond the (known) third coefficient in some given scheme, is based on the large- N_f expansion [5]. But it would obviously be desirable to consider the whole issue in a more stringent non-perturbative framework, in which the approximations can be controlled and improved in a systematic manner. This suggests the use of lattice gauge theory.

We are therefore presently undertaking an investigation of the rôle played by N_f in lattice-regularized QCD, with N_f (continuum) species of staggered fermions, and the conventional Wilson gauge term ($\beta \equiv 6/g^2$):

$$S_{gauge} = \beta \sum_p \left(1 - \frac{1}{3} \text{Re Tr } U_p\right) \quad (3)$$

where U_p is the usual plaquette.

In this letter we shall report on some results for $N_f = 16$. This is the largest integer value of N_f which is compatible with asymptotic freedom. On the other hand, it is also a value for which the prediction of a new perturbative infrared fixed point most likely can be trusted, since from eq. (1) one gets $(g^*)^2/16\pi^2 = 1/302$. In principle, this fixed point could be singular, meaning that physical quantities cannot be obtained by just putting $g = g^*$. However, in the following we shall assume that perturbation theory is asymptotically correct for small enough coupling as far as the first two (universal) terms in the β -function are concerned. Then, for g^* sufficiently small, there should be no

¹This is justified to any order of perturbation theory, since the Casimir operators are polynomials in N_f .

singular behaviour as the coupling g approaches g^* . Close to the origin, the RG flow is thus restricted to lie in the interval $0 \leq g \leq g^*$, moving towards g^* at large distances. From general arguments we do not expect this theory to be confining. What happens on the lattice? Consider the limit of infinitely strong bare gauge coupling: $\beta = 0$. For any number of quark flavors one can show that chiral symmetry is broken here [6, 7]. The effective Lagrangian, obtained by performing the gauge (link) integrations, can in this case explicitly be written in terms of meson and baryon fields [7]. No free quark lines are permitted by the compact nature of the gauge integrations. It seems impossible not to associate this limit of extremely strong coupling with a confining phase. Since we have just argued from the other end of the coupling constant line that the theory is unconfined near the conventional continuum limit at $g = 0$, this means that a deconfining phase transition must occur somewhere in between. This phase transition is *not* expected to be associated with the infrared fixed point at $g = g^*$. Rather, it should occur at much larger values of g , at the clash between the extreme strong-coupling lattice artifacts and the continuation beyond g^* of the phase predicted by perturbation theory.

We now present some of our results. We have performed simulations of the $N_f = 16$ theory in the range of gauge couplings $4.0 \leq \beta \leq 4.375$. For our exploratory study of the phase structure we chose a relatively heavy staggered quark mass $m_q = 0.1$. We then further explored the weak-coupling phase of the theory by varying the quark mass between 0.025 and 0.15. The R version [8] of refreshed molecular dynamics algorithm was used for sampling of gauge configurations, with momenta refreshed every time unit. We used a microcanonical time step of 0.005, a conservative choice for which a convergence was observed in a multiflavor study by the Columbia group [9].

We have measured, in addition to the chiral order parameter $\langle \bar{\psi}\psi \rangle$ and a variety of Wilson loops and correlation functions, the gauge-invariant fermion correlation functions appearing in the Fredenhagen-Marcu (FM) order parameter [10] (see below). We find strong evidence that the system undergoes a first order phase transition, with a metastability region ranging at least between $\beta = 4.11$ and $\beta = 4.13$. To clarify: our criterion for metastability is the existence of two phases at a given value of β , with each phase having a lifetime of at least 200 microcanonical time units. In that region there are clear discontinuities in a number of observables: the chiral order parameter, the average action, and the string tension. Most importantly, as Figures 1 – 3 show, the location and the strength of the transition do not show any significant sensitivity to variations in the lattice size (although observation of metastability is difficult for small sizes). What we are seeing is thus most likely a bulk, rather than a finite-temperature phase transition. The nature of the transition is best revealed by the behavior of the chiral order parameter $\langle \bar{\psi}\psi \rangle$ and the string tension. The chiral order parameter decreases sharply in going from the low- β to the high- β phase, suggesting that genuine chiral symmetry restoration occurs in the limit of vanishing quark mass (see below). Such restoration is usually also associated with a transition from confinement to deconfinement, but this is not *a priori* obvious. Of course, the notion of confinement in the presence of dynamical quarks in the fundamental representation of the gauge group is highly non-trivial (although an order parameter to distinguish between confinement and deconfinement in this case does exist, see below) due to the presence of quark-antiquark screening. Nevertheless, we would expect that the “string tension” formally defined, for intermediate distances, through a Creutz ratio of Wilson loops

$$\sigma(x, t) \equiv -\ln \left(\frac{W(x, t)W(x-1, t-1)}{W(x, t-1)W(x-1, t)} \right), \quad (4)$$

should drop discontinuously at a first-order deconfining phase transition. This is indeed what we observe in Figure 3. The residual σ on the relatively small coupling side ($\beta \geq 4.12$) can at least qualitatively be understood as a “Coulomb”-like term. The contribution of a term of the form e/R (e is some effective coupling, here a free parameter) to $\sigma(x, t)$ is $-e/x(x-1)$, so for $x=3$ we have a contribution $-e/6 \simeq 0.17$ if e is of order -1. The residual σ on the relatively small coupling side ($\beta \geq 4.12$) of Fig. 3 can thus easily be understood by some effective “Coulomb” term, and not due to any string tension. A value $e \approx -1$ is certainly not an unreasonable order of magnitude for a “Coulomb”-coefficient in the strong

coupling regime. For the much smaller number of flavors $N_f = 2$, a very accurate fit yields a value of $e \simeq -0.32$ at $\beta = 5.6$, while for $N_f = 0$ (quenched simulations) the corresponding fit at the same value gives $e \simeq -0.29$ [11]. So the magnitude of this parameter increases with N_f at a fixed β -value and is also expected to increase with the coupling g , consistent with our present estimate. Note also that the sign of this term is consistent with that of the $N_f = 2$ theory.

A confinement criterion valid even in the presence of dynamical fermions has been proposed by Fredenhagen and Marcu [10]. We have tried to measure their corresponding order parameter

$$\rho \equiv \lim_{R \rightarrow \infty} \frac{\langle \bar{\psi}(0)U(R,T)\psi(R) \rangle}{\sqrt{W(R,2T)}}, \quad R/T \text{ kept fixed} \quad (5)$$

as well. Here the numerator is a “staple” constructed by parallel displacement along a path of length T in the (arbitrarily chosen) “time” direction. The numerator is (the square root of) a Wilson loop of size $R \times 2T$. The small sizes of our lattices obviously did not allow us to explore large space and time separations, as required by the FM order parameter. Moreover, our configuration sample was too small and did not permit us to determine the FM order parameter for the larger distances we actually had available. For smaller separations, where the measurement was possible, the finite-distance version of order parameter (5) exhibited an somewhat unusual behavior. Namely, at zero separation, where the FM parameter coincides with $\langle \bar{\psi}\psi \rangle$, the broken-phase value is larger than the symmetric-phase one. However, the FM parameter decreases with separation slower in the symmetric phase than it does in the broken phase, until finally the relative magnitude between the two is reversed. The only way to reconcile our data with the assumption, still unproven, that confinement implies chiral symmetry breaking, is by saying that the FM parameter approaches zero in the deconfined phase *slower* than it approaches a constant non-vanishing value in the confined phase. If so, considerably larger lattices are required for the FM parameter to be useful as a confinement criterion for these couplings, and with this number of N_f .

At strong coupling, confinement/deconfinement can be checked explicitly by use of the FM order parameter. At infinitely strong coupling ($\beta = 0$) one can compute its value by either a hopping parameter expansion (in the case of Wilson fermions), or by an expansion in $1/m$ (in the case of staggered fermions). At infinitely strong coupling one finds, as expected, that the FM order parameter is nonvanishing (to leading order it is even constant, and the large- R limit is reached immediately), indicating confinement. This holds for any number of flavors N_f .

It is interesting to compare these results with earlier numerical work for smaller values of N_f , and, since the phase transition described here occurs at quite strong coupling, with existing strong coupling expansions. On the numerical side, zero-temperature chiral phase transitions for moderately large values of N_f were observed in refs. [12, 13]. For gauge group $SU(3)$ and the same lattice action, they found a first-order phase transition at $\beta_c = 4.47 \pm 0.04$ for $N_f = 12$ and lattice sizes 6^4 and 8^4 [12]. For the same gauge group, the first-order phase transition persisted for $N_f = 8$, and now occurred at $\beta_c \simeq 4.85$ on both 6^4 and 8^4 lattices. More recently, in a very careful study, the Columbia group found a number of intriguing and puzzling features around the apparently bulk phase transition of the $N_f = 8$ theory [9]. Their value of the critical coupling equals $\beta_c \simeq 4.73$ for lattices of sizes $16^3 \times 8$ and 16^4 , at least in rough agreement with the above number. We note also the expected trend in the numbers: as N_f is increased, the phase transition moves toward stronger coupling. The fact that the phase transition is pushed into strong coupling as N_f grows, suggests that it eventually can be completely understood in terms of the strong coupling expansion.

Although many of the gross features of lattice QCD with $N_f = 16$ thus seem to compare very well with earlier studies at smaller values of N_f , we nevertheless feel that a more precise characterization of the phase on the weak-coupling side of our observed transition is called for. As some steps in

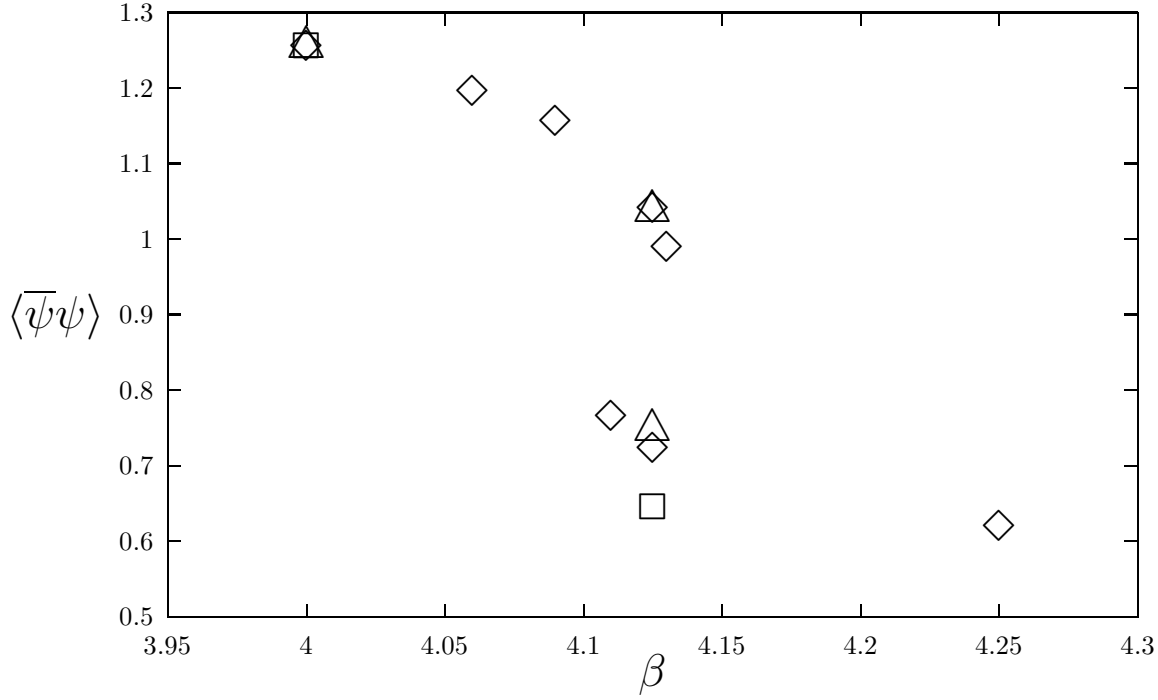


Figure 1: The β dependence of the chiral order parameter for lattice sizes $8^3 \times 16$ (diamonds), 12^4 (triangles), and $6^3 \times 16$ (squares). The quark mass is $am_q = 0.1$. The error bars are smaller than the plotting symbols.

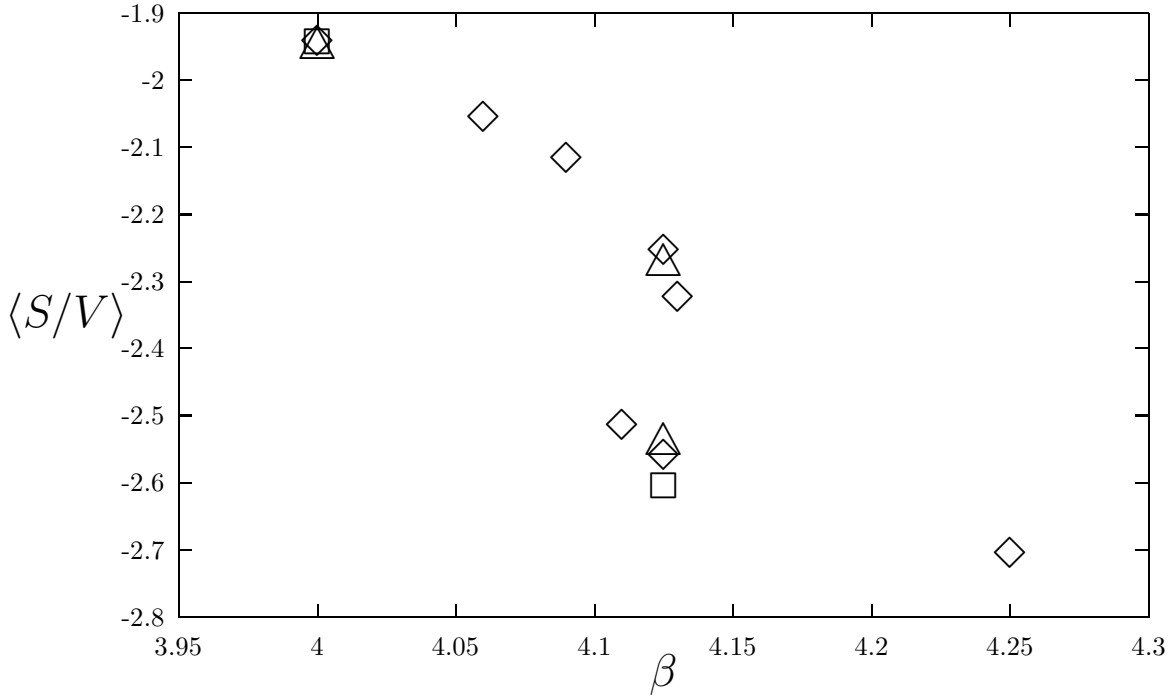


Figure 2: The β dependence of the lattice action per site for lattice sizes $8^3 \times 16$ (diamonds), 12^4 (triangles), and $6^3 \times 16$ (squares). The quark mass is $am_q = 0.1$. The error bars are smaller than the plotting symbols.

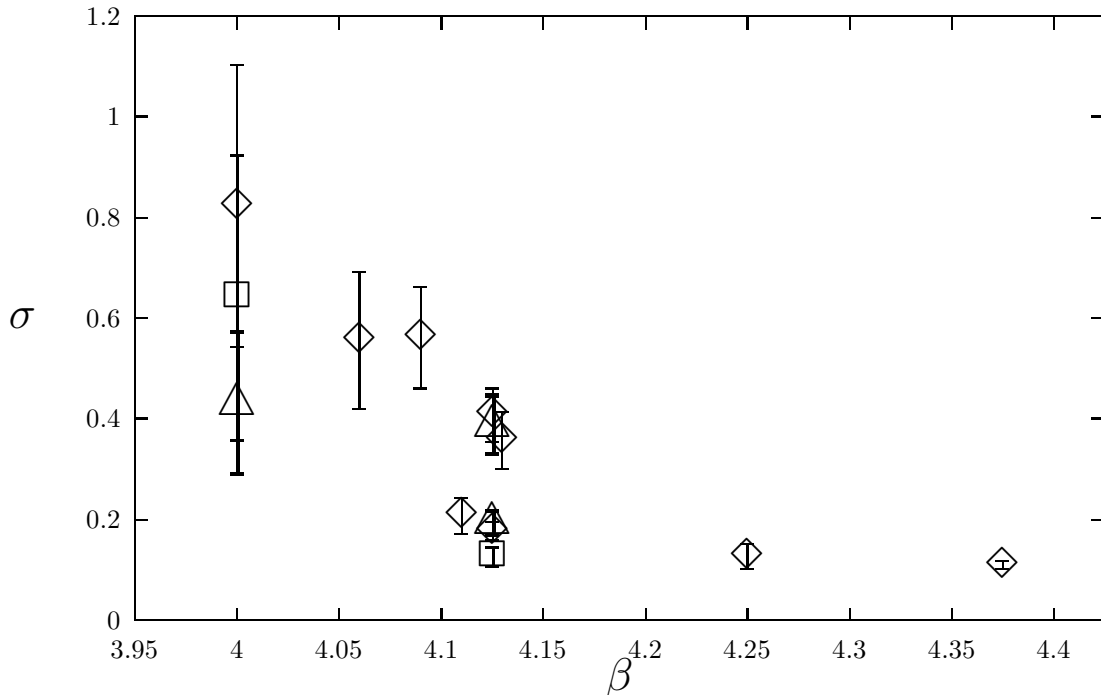


Figure 3: The β dependence of the string tension defined through a Creutz ratio $-(W(3,3)W(2,2)) / (W(3,2)W(2,3))$ for lattice sizes $8^3 \times 16$ (diamonds), 12^4 (triangles), and $6^3 \times 16$ (squares).

this direction, we have investigated the behavior of the chiral condensate $\langle \bar{\psi}\psi \rangle$ and all the correlation functions as functions of the quark mass m_q . The first question to answer is whether the weak-coupling side of the phase transition really is chirally symmetric in the limit of vanishing quark masses. To illustrate, we plot in Figure 4 $\langle \bar{\psi}\psi \rangle$ as a function of am_q for the different β -values quoted (at $\beta = 4.125$ taking values from the weak-coupling phase). For all three β -values the linear extrapolation of $\langle \bar{\psi}\psi \rangle$ from the smallest two quark masses to $am_q = 0$ is close to zero. (At $\beta = 4.375$ actually all three values lie on a straight line while, as discussed below, the $am_q = 0.15$, $\beta = 4.25$ is probably in the wrong phase.) This is our first evidence that the phase on the weak coupling side is chirally symmetric. Another piece of evidence comes from the fact that a quark-antiquark state with the pion quantum numbers in this phase does not behave as pseudo-Goldstone boson. This follows from Table 1, where we list a number of extracted mass values for the usual (lattice) particle spectrum. The pion mass definitely does *not* approach zero as m_q is taken to zero, in this phase. It should be mentioned here that the fits required to extract the pion and rho masses on the chirally symmetric side were much more difficult to obtain, as compared with the chirally broken side (whereas the simplest exponential fit worked very well on the broken side, more terms were required on the symmetric). This *could* perhaps be an indication the whole bound-state particle concept may not be completely well-defined in the chirally symmetric phase.

As m_q increases, we expect that effectively fewer quark degrees of freedom participate in screening, and that hence the observed phase transition should move towards weaker coupling. Due to this, some (large) values of am_q on the presumed weak coupling side may actually correspond to the other phase. Consider figure 5, where we plot the “string tension” σ extracted from the Creutz ratios (4). For the point $am_q = 0.15$ at $\beta = 4.25$ we find $\sigma = 0.49(5)$ which is too large to appear in the figure. The point clearly belongs to the strong-coupling phase, as could already be suspected from the high value of $\langle \bar{\psi}\psi \rangle$ in Figure 4. Otherwise the behavior of σ as a function of am_q is as expected: larger am_q corresponds to less screening, and hence, effectively, a larger value of σ from (4).

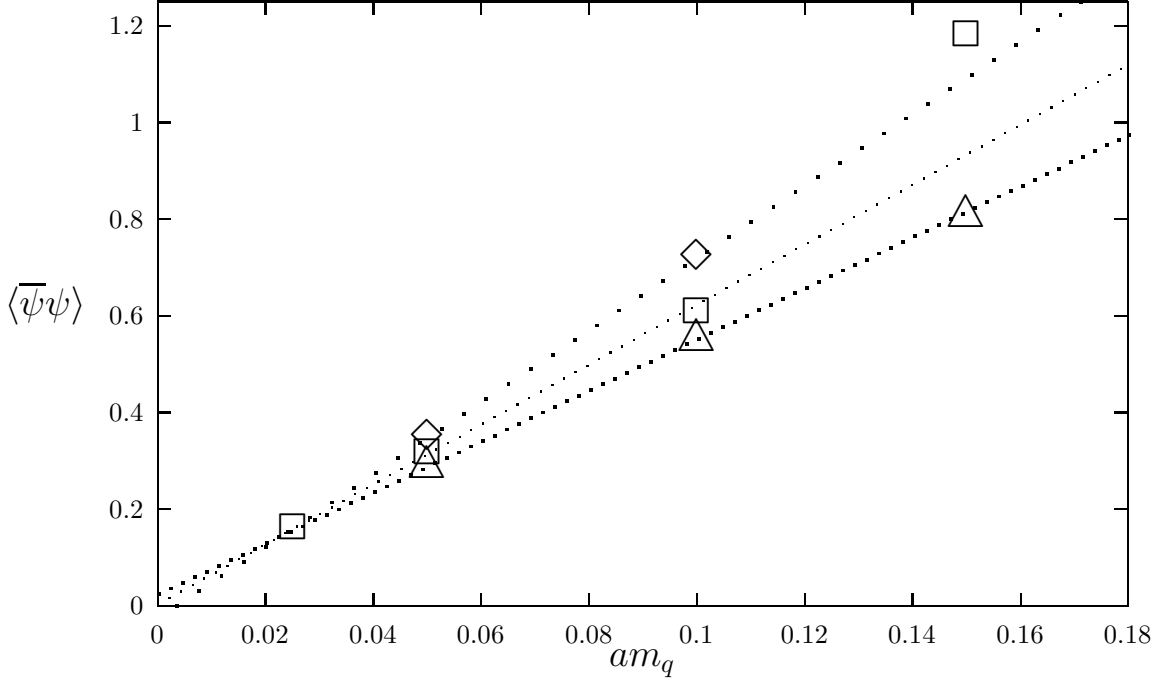


Figure 4: The bare quark mass dependence of the chiral order parameter for the β values of 4.125 (diamonds), 4.25 (squares), and 4.375 (triangles). The error bars are smaller than the plotting symbols. The dotted lines are drawn through the two lowest am_q points at each value of β .

am_q	β	π	ρ	π_2	ρ_2	N
0.025	4.25	0.741	0.910	0.73	0.91	1.553
		± 0.002	± 0.008	± 0.09	± 0.02	± 0.007
0.05	4.125	0.749	0.977	0.92	1.003	1.605
		± 0.004	± 0.005	± 0.01	± 0.007	± 0.007
0.05	4.25	0.774	0.972	0.918	1.012	1.606
		± 0.002	± 0.003	± 0.006	± 0.005	± 0.004
0.05	4.375	0.780	0.957	0.892	0.990	1.586
		± 0.025	± 0.004	± 0.008	± 0.003	± 0.005
0.1	4.0	0.754	1.57	*****	1.74	2.37
		± 0.001	± 0.03	*****	± 0.025	± 0.02
0.1	4.125	0.784	1.47	1.61	1.64	2.27
	broken	± 0.001	± 0.01	± 0.08	± 0.05	± 0.02
0.1	4.125	0.845	1.210	1.181	1.252	1.90
	symmetric	± 0.002	± 0.008	± 0.006	± 0.006	± 0.01
0.1	4.25	0.871	1.123	1.085	1.152	1.788
		± 0.002	± 0.006	± 0.005	± 0.005	± 0.005
0.1	4.375	0.882	1.079	1.039	1.088	1.737
		± 0.002	± 0.004	± 0.005	± 0.007	± 0.003
0.15	4.25	0.9323	1.562	1.676	1.74	2.51
		± 0.0006	± 0.006	± 0.004	± 0.02	± 0.02
0.15	4.375	0.992	1.314	1.289	1.348	1.989
		± 0.002	± 0.014	± 0.006	± 0.005	± 0.0035

Table 1: Summary of the hadron masses.

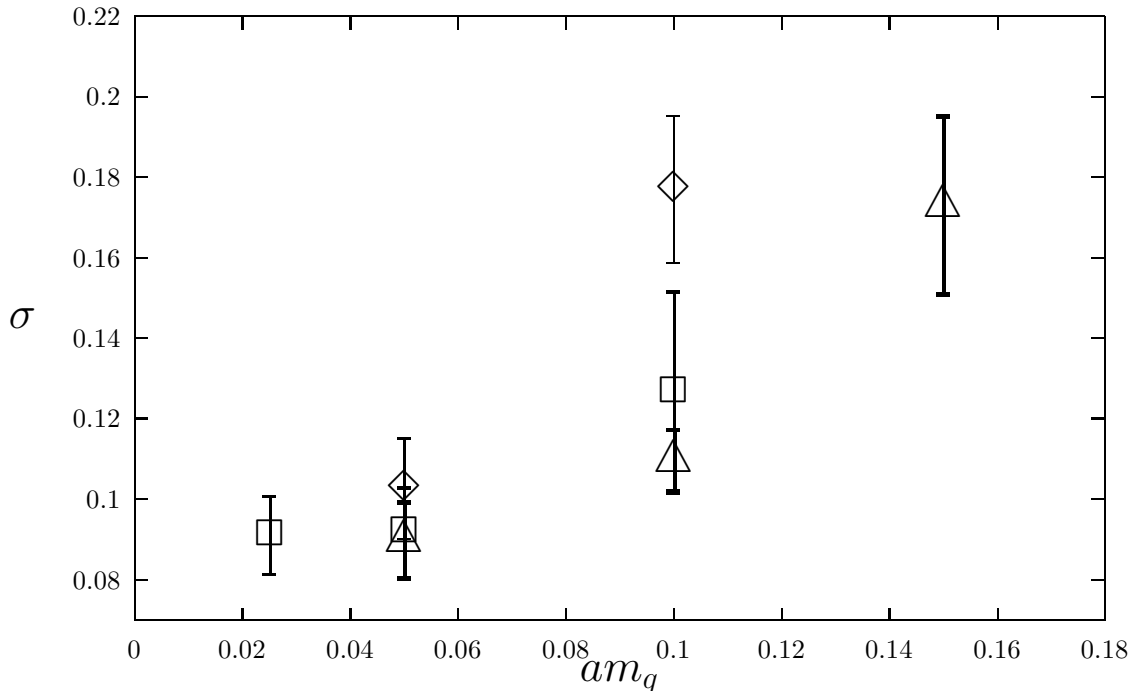


Figure 5: The bare quark mass dependence of the string tension for the β values of 4.125 (squares), 4.25 (diamonds), and 4.375 (triangles).

To understand these results in terms of the renormalization group, we have also made an attempt to extract a rough estimate of the beta function on the weak-coupling side of our phase transition. The rather crude method we have employed consists in measuring the ratio m_ρ/m_π at one coupling β and for a given value of am_q . Choosing a different coupling β' (on the same side of the phase transition), we vary am_q until the ratio m_ρ/m_π matches the value at coupling β . On an infinite volume, this gives us the (scheme dependent) scale change required to keep physics constant as we go from β to β' , and hence, indirectly, the beta function. These results indicate that the lattice spacing *grows* as we move towards weaker coupling, or, alternatively, that the beta function in the usual convention is *positive* in this region. This result is completely consistent with the two-loop perturbative beta function which precisely, for $N_f = 16$, passes through a zero close to the origin, and is positive beyond. If correct, the phase we are investigating on the weak coupling side is a pure lattice artifact, with no meaningful continuum limit (bounded as it is by a fixed point of vanishing correlation length on one side, and a first order phase transition on the other). The fact that this phase is strongly coupled but chirally symmetric (we call it strongly coupled since, like in ordinary QCD, the meson masses are much heavier than twice the quark mass) is from this point of view just another lattice artifact.

If this picture were the whole story, we should presently be able to pursue directly our goal: to find the strict upper limit of light quark flavors N_f which is still compatible with chiral symmetry breaking and confinement.² Namely, we could lower N_f and follow the weak-coupling chirally symmetric phase. Measuring the beta function, we could find the precise point (as a function of N_f) where the infrared fixed point disappears. However, there are a number of puzzling results, as well as a more fundamental problem, that prevent us from immediately doing so. For example, if we compare with the very precise study of the $N_f = 8$ theory in ref. [9], we note that both the phase transition and the weak-coupling

²The weak-coupling phase we would see directly in such lattice simulations would correspond to the branch of the beta function beyond the infrared fixed point, with no continuum limit. But already the mere existence of an infrared fixed point at relatively weak coupling is presumable enough to prevent chiral symmetry breaking, and almost certainly strict confinement, also on the (physical) branch connected to the origin.

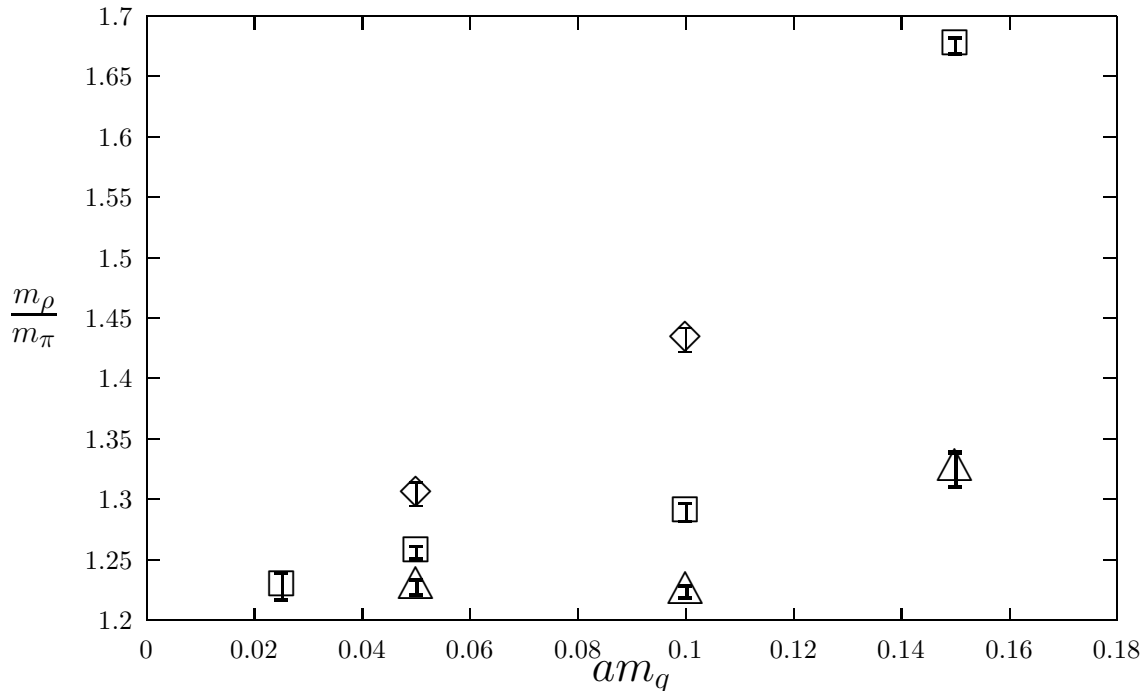


Figure 6: The bare quark mass dependence of the ρ to pion mass ratio for the β values of 4.125 (diamonds), 4.25 (squares), and 4.375 (triangles).

side of it look remarkably similar to what we find in the $N_f = 16$ theory. The apparently vanishing chiral condensate, the individual scaling of the mass spectrum in this phase: both are very similar in the $N_f = 8$ and the $N_f = 16$ theories. Naively, this would indicate that already a number $N_f = 8$ of quark flavors is incompatible with chiral symmetry breaking (and confinement). But in detail the results differ. For example, if we use the mass measurements in ref. [9] to find the analogous beta function (by varying am_q , while keeping m_ρ/m_π fixed, using mild extrapolations of their data), we find that it has precisely the opposite sign. Of course, the “beta function” we can extract in this manner is by no means universal, though taking the nucleon instead of the ρ gives qualitatively the same result. While it is a crude approximation to perform the matching in the same space-time volumes, the scale change between, for example $\beta = 4.125$, $am_q = 0.05$ and $\beta = 4.25$, $am_q = 0.1$ is only about 1.14 from the ρ mass, and hence the finite volume effects should not be too different and largely cancel. There seems to be a large anomalous scale factor for the quark mass. If the present “scheme” is sensible, we would not expect it to be able to introduce spurious zeros in the beta function so defined. Then the difference in sign of the beta functions for $N_f = 8$ and $N_f = 16$, which agrees with the perturbative prediction once, for $N_f = 16$, we are on the strong coupling side of the perturbative critical point, eq. (2), has to be taken seriously. We are presently investigating these scenarios in more detail. Another more fundamental problem concerns the non-universality of the beta function far away from fixed points of diverging correlation lengths. The precise location of an infrared fixed point at some intermediate coupling, and even the whole meaning of it, is scheme dependent. In lattice language, fixed points may develop which are to be viewed as no more than lattice artifacts. Therefore, even in principle it is a highly non-trivial task to pin-point the precise number of flavors at which confinement is lost.

Finally we wish to mention that contrary to the arguments of ref. [14], we see no reasons or numerical indications whatsoever for sensitivity to N_f on the extreme strong-coupling side. At very strong coupling there is no special significance to attach to the numbers $N_f = 16$ and $N_f = 17$, in contrast to the situation at weak coupling. Certainly, for $N_f \geq 17$ we do not expect to be able to

define a non-trivial continuum theory anywhere. But at strong coupling neither this value, nor values such as $N_f = 6$ or $N_f = 7$ [14], play any special rôles. The reason why the two pictures are totally compatible, is precisely to be found in the existence of a discontinuous bulk phase transition separating the two regimes. At least for staggered lattice fermions we thus find no support for the kind of scenario suggested, for Wilson fermions, in ref. [14]. A more interesting question concerns the fate of the bulk phase transition as N_f is lowered, and, in particular, the nature of the phases on the weak-coupling side. Also this is presently under study.

ACKNOWLEDGEMENTS: This work has been supported in part by the Danish National Research Council (SNF) and by the US Department of Energy under grants # DE-FG05-85ER250000 and # DE-FG05-95ER40979. This work was in part based on the MILC collaboration's public lattice gauge theory code [15]. Computing facilities for the simulations were provided by UNI-C and by SCRI.

References

- [1] W.E. Caswell, Phys. Rev. Lett. **33** (1974) 244.
- [2] D.R.T. Jones, Nucl. Phys. **75** (1974) 531
- [3] T. Banks and A. Zaks, Nucl. Phys. **B196** (1982) 189.
- [4] T. Appelquist, J. Terning and L.C.R. Wijewardhana, Phys. Rev. Lett. **77** (1996) 1214.
V.A. Miransky and K. Yamawaki, hep-th/9611142.
R.S. Chivikula, hep-ph/9612267.
- [5] J.A. Gracey, hep-ph/9602214.
- [6] J.-M. Blairon, R. Brout, F. Englert and J. Greensite, Nucl. Phys. **B180**[FS2] (1981) 439.
- [7] N. Kawamoto and J. Smit, Nucl. Phys. **B192** (1981) 100.
H. Kluberg-Stern, A. Morel, O. Napoly and B. Petersson, Nucl. Phys. **B190**[FS3] (1981) 504.
- [8] S. Gottlieb, W. Liu, D. Toussaint, R. Renken, and R. Sugar, Phys. Rev. **D35** (1987) 2531.
- [9] F. Brown *et al*, Phys. Rev. **D46** (1992) 5655.
- [10] K. Fredenhagen and M. Marcu, Phys. Rev. Lett. **56** (1986) 223.
- [11] U. Glässner et al., Phys. Lett. **B383** (1996) 98.
- [12] J.B. Kogut, J. Polonyi, H.W. Wyld and D.K. Sinclair, Phys. Rev. Lett. **54** (1985) 1475.
J.B. Kogut and D.K. Sinclair, Nucl. Phys. **B295** (1988) 465.
- [13] R.V. Gavai, Nucl. Phys. **B269** (1986) 530.
N. Attig, B. Petersson and M. Wolff, Phys. Lett. **190** (1987) 143.
- [14] Y. Iwasaki, K. Kanaya, S. Sakai and T. Yoshie, Phys. Rev. Lett. **69** (1992) 21.
Y. Iwasaki, K. Kanaya, S. Kaya, S. Sakai and T. Yoshie, hep-lat/9608125
- [15] C. Bernard, T. DeGrand, C. DeTar, S. Gottlieb, A. Krasnitz, M.C. Ogilvie, R.L. Sugar, and D. Toussaint, in *Workshop on Fermion Algorithms*, edited by H. J. Hermann and F. Karsch, (World Scientific, Singapore, 1991).
See also <http://physics.indiana.edu/~sg/milc.html>