

The Light Hadron Mass Spectrum with Non-Perturbatively $O(a)$ Improved Wilson Fermions

M. Göckeler^{1,2}, R. Horsley³, H. Perlt⁴, P. Rakow⁵,
G. Schierholz^{5,6}, A. Schiller⁴ and P. Stephenson⁵

¹ Institut für Theoretische Physik, J. W. Goethe-Universität,
D-60054 Frankfurt, Germany

² Institut für Theoretische Physik, RWTH Aachen,
D-52056 Aachen, Germany

³ Institut für Physik, Humboldt-Universität,
D-10115 Berlin, Germany

⁴ Institut für Theoretische Physik, Universität Leipzig,
D-04109 Leipzig, Germany

⁵ Deutsches Elektronen-Synchrotron DESY,
Institut für Hochenergiephysik and HLRZ,
D-15735 Zeuthen, Germany

⁶ Deutsches Elektronen-Synchrotron DESY,
D-22603 Hamburg, Germany

Abstract

We compute the light hadron mass spectrum in quenched lattice QCD at $\beta = 6.0$ using the Sheikholeslami-Wohlert fermionic action. The calculation is done for several choices of the coefficient c_{SW} , including $c_{SW} = 0$ and the recently proposed optimal value $c_{SW} = 1.769$. We find that the individual masses change by up to 30% under $O(a)$ improvement. The spectrum calculation suggests $c_{SW} \approx 1.4$ for the optimal value of the coefficient.

1 Introduction

Wilson fermions have some advantages over staggered fermions. For example, one is not restricted to multiples of four flavors, the flavor symmetry is exact so that one does not have to test for its restoration [1], and the flavor and Dirac structures are not intertwined on the lattice making it easier to construct composite fermionic operators. Their disadvantage is that they are accompanied by cut-off effects of $O(a)$, whereas the gauge field action and staggered fermions introduce corrections of $O(a^2)$ only.

To be able to keep the size of the lattice at a reasonable level and yet explore large physical volumes, one is forced to do simulations at moderate values of the coupling, for example at $\beta \equiv 6/g^2 = 6.0$ in the quenched theory. At this value the cut-off lies at ≈ 0.1 fm (taking the string tension as the physical scale), which is to be compared with the typical size of a hadron of 1 fm. The result is that one has to reckon with $O(a)$ effects causing systematic errors on the level of 20% or more.

By adding the local counterterm

$$\frac{i}{2} \kappa g c_{SW}(g) a \sum_x \bar{\psi}(x) \sigma_{\mu\nu} F_{\mu\nu}(x) \psi(x) \quad (1)$$

(we assume $r = 1$ throughout the paper) to the Wilson fermionic action, cut-off effects in on-shell quantities [2] can be reduced from $O(a)$ to $O(a^2)$ [3]. Such quantities are, for example, hadron masses and energies as well as hadronic matrix elements of local operators. In the case of hadronic matrix elements the operators have to be improved as well.

To achieve this, one has to compute the coefficient $c_{SW}(g)$ to all orders in perturbation theory, that means non-perturbatively in practice. We call the fermionic action non-perturbatively $O(a)$ improved if c_{SW} is determined non-perturbatively, and we call the resulting value of c_{SW} an optimal value. Perturbatively c_{SW} is known to $O(g^2)$ [4]:

$$c_{SW}(g) = 1 + 0.2659 g^2. \quad (2)$$

The lowest order perturbative result, $c_{SW} = 1$, reduces cut-off effects to $O(a/\ln a)$ only, the second order result to $O(a/\ln^2 a)$, and so on. A crude approximation of c_{SW} might be obtained by reorganizing the perturbative expansion such that the leading tadpole contributions are treated non-perturbatively [5], while the remainder is computed in low-order renormalized perturbation theory. This leads to

$$c_{SW}(g) = u_0^{-3} (1 + 0.0159 g^{*2}), \quad (3)$$

where $u_0 = \langle \frac{1}{3} \text{Tr} U_{\square} \rangle^{\frac{1}{4}}$ and g^* is the coupling constant renormalized at some physical scale. Taking $g^{*2} = g^2 u_0^{-4}$, we obtain at $\beta = 6.0$ the value $c_{SW} = 1.518$ for $u_0 = 0.8778$.

Recently, c_{SW} has been determined non-perturbatively in the quenched theory [6]. As a criterion for $O(a)$ improvement these authors use the PCAC relation, which connects the

divergence of the axial vector current with the quark mass and the pseudoscalar density, and demand that it be valid exactly so that every other on-shell quantity has possible corrections of $O(a^2)$ only. The result is [7]

$$c_{SW}(g) = \frac{1 - 0.656g^2 - 0.152g^4 - 0.054g^6}{1 - 0.922g^2}, \quad g^2 \leq 1. \quad (4)$$

At small g this formula approaches the perturbative result (2). At $\beta = 6.0$ it gives $c_{SW} = 1.769$, a value which is significantly higher than the tadpole improved perturbative result. There are also other possibilities to determine c_{SW} which we will address in a separate publication.

The improvement program is a systematic expansion in powers of a , and one has to bear in mind that it is no longer useful if $O(a^2)$ corrections are of the same magnitude as $O(a)$ effects, which will occur as g increases.

In this paper we shall look at the effect of improvement on the hadron mass spectrum¹. Our first objective is to see how sensitive masses and mass ratios are to the values of c_{SW} . Secondly, we would like to investigate whether a determination of c_{SW} from the mass spectrum is possible.

2 The Calculation

This work is the first step in the aim to apply $O(a)$ improvement to our structure function calculations [9].

We work at $\beta = 6.0$ and use lattice sizes $16^3 32$ and $24^3 32$. In most of our runs we generated 100 – 200 configurations. For the pure Wilson case we have accumulated $O(5000)$ configurations at $\kappa = 0.155, 0.153$ and 0.1515 on the $16^3 32$ lattice in our attempt to determine the gluon distribution functions of the nucleon [10]. For the gauge field update we use a combination of 16 overrelaxation sweeps followed by a three-hit Metropolis update. This procedure is repeated 50 times to generate a new configuration.

The implementation of the improvement term (1) in our calculation is described in ref. [11]. For the matrix inversion we mainly used the minimal residue algorithm, except for the lightest quark mass on the larger lattice where we used the BiCGstab algorithm [12]. At $c_{SW} = 3$, our largest c_{SW} value, we experienced convergence problems with the minimal residue algorithm. So we experimented with the BiCGstab inversion algorithm, but this did not seem to improve the situation significantly.

We used Jacobi smearing for source and sink with 50 iterations and a smearing parameter $\kappa_s = 0.21$ [13], giving a radius of the hadrons of about four lattice spacings. We employed

¹For a similar investigation at $\beta = 5.7$, which reached us after this paper was completed, see ref. [8].

$c_{SW} = 0$							
V	κ	m_π	m_ρ	m_N	m_{a_0}	m_{a_1}	m_{b_1}
16 ³ 32	0.1487	0.637(2)	0.682(2)	1.061(9)	0.891(24)	0.940(21)	0.943(32)
	0.1515	0.5033(4)	0.5682(7)	0.902(2)	0.817(7)	0.851(7)	0.849(13)
	0.1530	0.4221(4)	0.5058(8)	0.798(2)	0.763(11)	0.797(6)	0.809(7)
	0.1550	0.2966(5)	0.4227(15)	0.652(3)	0.735(15)	0.717(12)	0.736(9)
24 ³ 32	0.1550	0.292(2)	0.418(5)	0.638(8)	0.610(48)	0.657(33)	0.659(35)
	0.1558	0.229(2)	0.384(7)	0.555(12)	0.616(90)	0.613(41)	0.638(38)
	0.1563	0.179(3)	0.358(11)	0.488(22)	0.88(15)	0.584(52)	0.615(44)
<i>c. l.</i>	0.15717(3)	0	0.328(5)	0.421(15)	<i>0.656(19)</i>	<i>0.622(15)</i>	<i>0.646(14)</i>

Table 1: The hadron masses in lattice units for pure Wilson fermions with $c_{SW} = 0$. In the bottom row we give κ_c and the mass values extrapolated to the chiral limit. The numbers in roman (*italic*) are from three-parameter (two-parameter) fits.

$c_{SW} = 1.769$							
V	κ	m_π	m_ρ	m_N	m_{a_0}	m_{a_1}	m_{b_1}
16 ³ 32	0.1300	0.701(4)	0.782(5)	1.17(2)			
	0.1310	0.624(4)	0.715(5)	1.062(17)			
	0.1320	0.545(5)	0.644(8)	0.974(16)			
	0.1324	0.501(2)	0.613(4)	0.906(13)	0.785(17)	0.817(12)	0.831(23)
	0.1333	0.410(3)	0.547(5)	0.791(16)	0.74(3)	0.750(15)	0.778(17)
	0.1342	0.299(3)	0.488(10)	0.674(27)	0.85(8)	0.683(20)	0.744(26)
24 ³ 32	0.1342	0.302(2)	0.492(5)	0.695(9)	0.82(3)	0.715(19)	0.758(16)
	0.1346	0.238(2)	0.470(9)	0.642(16)	1.00(8)	0.684(26)	0.745(20)
	0.1348	0.188(7)	0.457(20)	0.605(22)	1.52(20)	0.664(34)	0.736(29)
<i>c. l.</i>	0.13529(3)	0	0.429(11)	0.548(25)	<i>0.845(38)</i>	<i>0.629(19)</i>	<i>0.716(18)</i>

Table 2: The hadron masses in lattice units for non-perturbatively $O(a)$ improved Wilson fermions with $c_{SW} = 1.769$, according to eq. (4). In the bottom row we give κ_c and the mass values extrapolated to the chiral limit. The numbers in roman (*italic*) are from three-parameter (two-parameter) fits.

$c_{SW} = 1.92$							
V	κ	m_π	m_ρ	m_N	m_{a_0}	m_{a_1}	m_{b_1}
16 ³ 32	0.1290	0.644(1)	0.734(2)	1.121(9)	0.888(9)	0.946(10)	0.959(11)
	0.1300	0.553(1)	0.661(3)	1.001(10)	0.819(11)	0.879(11)	0.892(12)
	0.1310	0.451(2)	0.586(4)	0.875(11)	0.755(14)	0.812(13)	0.827(14)
	0.1320	0.328(2)	0.516(10)	0.735(20)	0.793(65)	0.763(29)	0.771(34)
<i>c. l.</i>	0.13322(6)	0	0.430(32)	0.539(88)	<i>0.611(33)</i>	<i>0.668(27)</i>	<i>0.681(30)</i>

Table 3: The hadron masses in lattice units for improved Wilson fermions with $c_{SW} = 1.92$. In the bottom row we give κ_c and the mass values extrapolated to the chiral limit. The numbers in roman (*italic*) are from three-parameter (two-parameter) fits.

$c_{SW} = 2.25$							
V	κ	m_π	m_ρ	m_N	m_{a_0}	m_{a_1}	m_{b_1}
16 ³ 32	0.1250	0.639(1)	0.739(3)	1.097(10)	0.885(16)	0.940(22)	0.946(24)
	0.1260	0.535(2)	0.658(4)	0.966(12)	0.800(18)	0.848(22)	0.861(25)
	0.1265	0.476(2)	0.617(4)	0.893(11)	0.774(26)	0.802(26)	0.808(33)
	0.1270	0.414(2)	0.576(5)	0.807(15)	0.738(38)	0.754(26)	0.750(43)
	0.1277	0.305(3)	0.514(12)	0.684(19)		0.733(61)	0.697(33)
<i>c. l.</i>	0.12861(5)	0	0.435(32)	0.461(80)	<i>0.597(56)</i>	<i>0.602(49)</i>	<i>0.597(44)</i>

Table 4: The hadron masses in lattice units for improved Wilson fermions with $c_{SW} = 2.25$. In the bottom row we give κ_c and the mass values extrapolated to the chiral limit. The numbers in roman (*italic*) are from three-parameter (two-parameter) fits.

$c_{SW} = 3$				
V	κ	m_π	m_ρ	m_N
16 ³ 32	0.1150	0.705(4)	0.840(4)	1.239(9)
	0.1155	0.643(4)	0.783(4)	1.172(9)
	0.1160	0.555(6)	0.727(3)	1.054(9)
	0.1165	0.470(12)	0.684(6)	0.936(13)
	0.1170	0.408(7)	0.603(7)	0.858(12)
	0.1173	0.342(12)	0.569(13)	0.758(16)
<i>c. l.</i>	0.11826(13)	0	<i>0.464(13)</i>	<i>0.558(25)</i>

Table 5: The hadron masses in lattice units for improved Wilson fermions with $c_{SW} = 3$. In the bottom row we give κ_c and the mass values extrapolated to the chiral limit. The latter values are from two-parameter fits.

c_{SW}	κ_c		
	eq. (5)	eq. (6)	eq. (7)
0	0.15693(1)	0.15734(5)	0.15717(3)
1.769	0.13522(1)	0.13534(4)	0.13529(3)
1.92	0.13306(2)	0.13333(11)	0.13322(6)
2.25	0.12850(2)	0.12866(8)	0.12861(5)
3	0.11799(4)	0.11862(39)	0.11826(13)

Table 6: The critical values of κ , κ_c , for the linear (eq. (5)), chiral (eq. (6)) and phenomenological fit (eq. (7)) for our various c_{SW} parameters.

both relativistic and non-relativistic wave functions [9, 13], except for the high statistics runs where we only looked at the non-relativistic wave function in order to save computer time.

We calculated the masses of π , ρ , nucleon, a_0 , a_1 and b_1 . In the following we shall mainly focus on the π , ρ and nucleon masses. The c_{SW} values we considered were 0 (pure Wilson), 1.769 (the value of eq. (4)), 1.92, 2.25 and 3. In addition, we shall make use of the UKQCD results [14] for the π and ρ mass at $c_{SW} = 1.4785$, which is their estimate of the tadpole improved perturbative value.

3 Results

We present our results in tables 1 – 5. The errors on the data are bootstrap errors. For the meson masses we found very little difference between using relativistic and non-relativistic wave functions, and we settled for relativistic wave functions (except for the high statistics runs). For the nucleon we have chosen non-relativistic wave functions which performed slightly better.

To obtain the critical value of κ , κ_c , and the hadron masses in the chiral limit, we extrapolate our data to zero π mass. We expect

$$m_\pi^2 = b \left(\frac{1}{\kappa} - \frac{1}{\kappa_c} \right). \quad (5)$$

Using this relation gives a rather poor fit of the data, and we can see that there is slight curvature in a plot of m_π^2 against $1/\kappa$. Quenched chiral perturbation theory predicts [15]

$$m_\pi^2 = b' \left(\frac{1}{\kappa} - \frac{1}{\kappa_c} \right)^{\frac{1}{1+\delta}}, \quad (6)$$

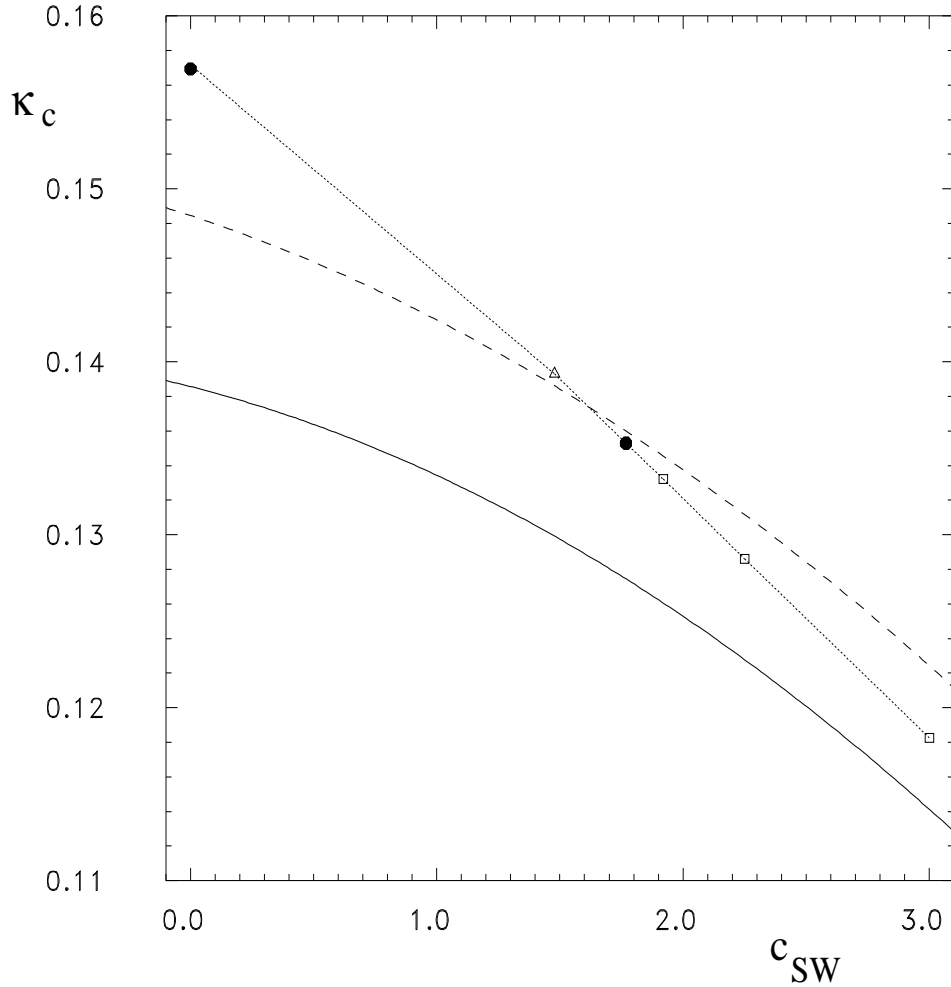


Figure 1: The critical value of κ against c_{SW} . The points at $c_{SW} = 0$ and 1.769 (●) include data at small π masses on the $24^3 32$ lattice, the points at 1.92, 2.25 and 3 (□) are from the $16^3 32$ lattice. The data point at $c_{SW} = 1.4785$ is from UKQCD [14]. The solid curve is the prediction of perturbation theory, the dashed curve that of tadpole improved perturbation theory. The dotted line connecting the data points is meant to guide the eye.

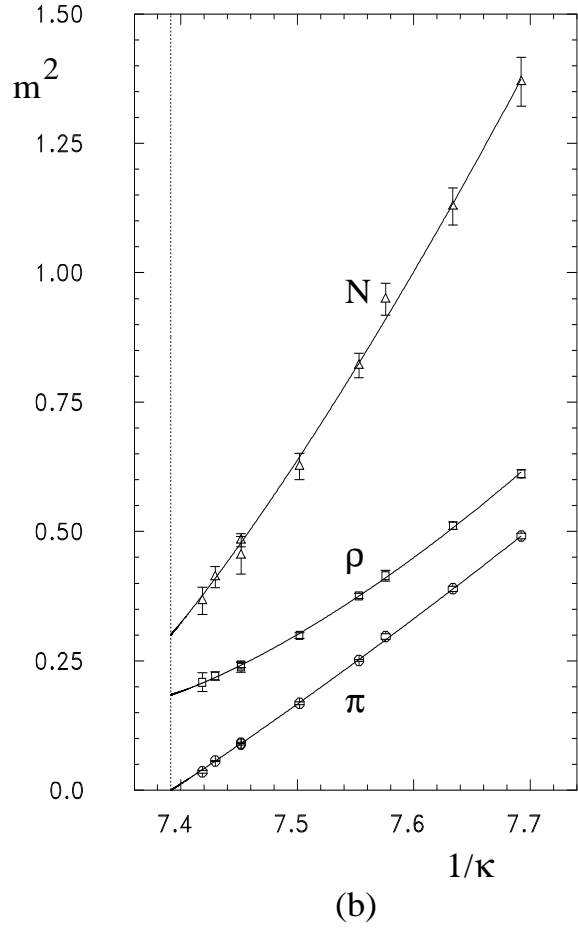
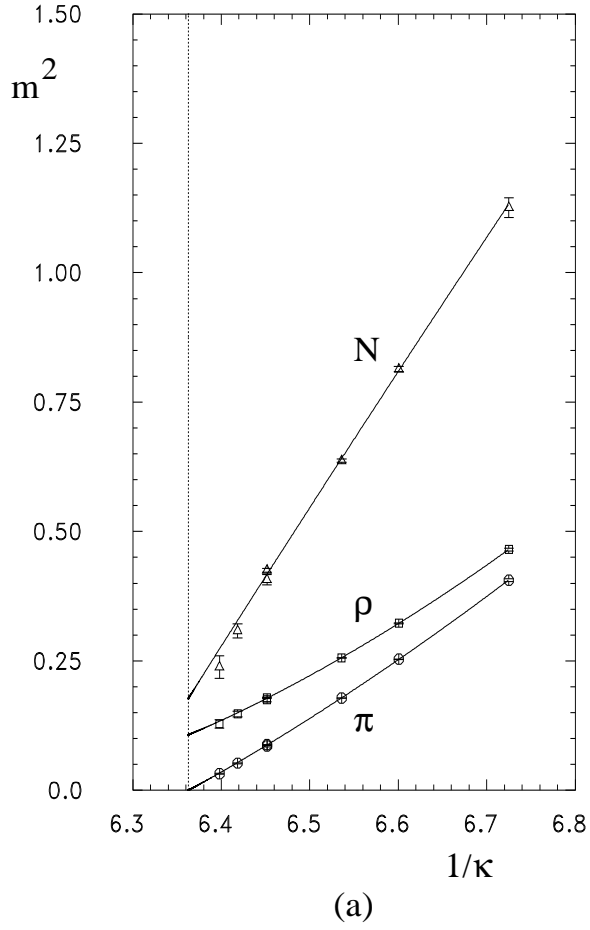


Figure 2: Fits and chiral extrapolations of the hadron masses for (a) $c_{SW} = 0$ and (b) $c_{SW} = 1.769$.

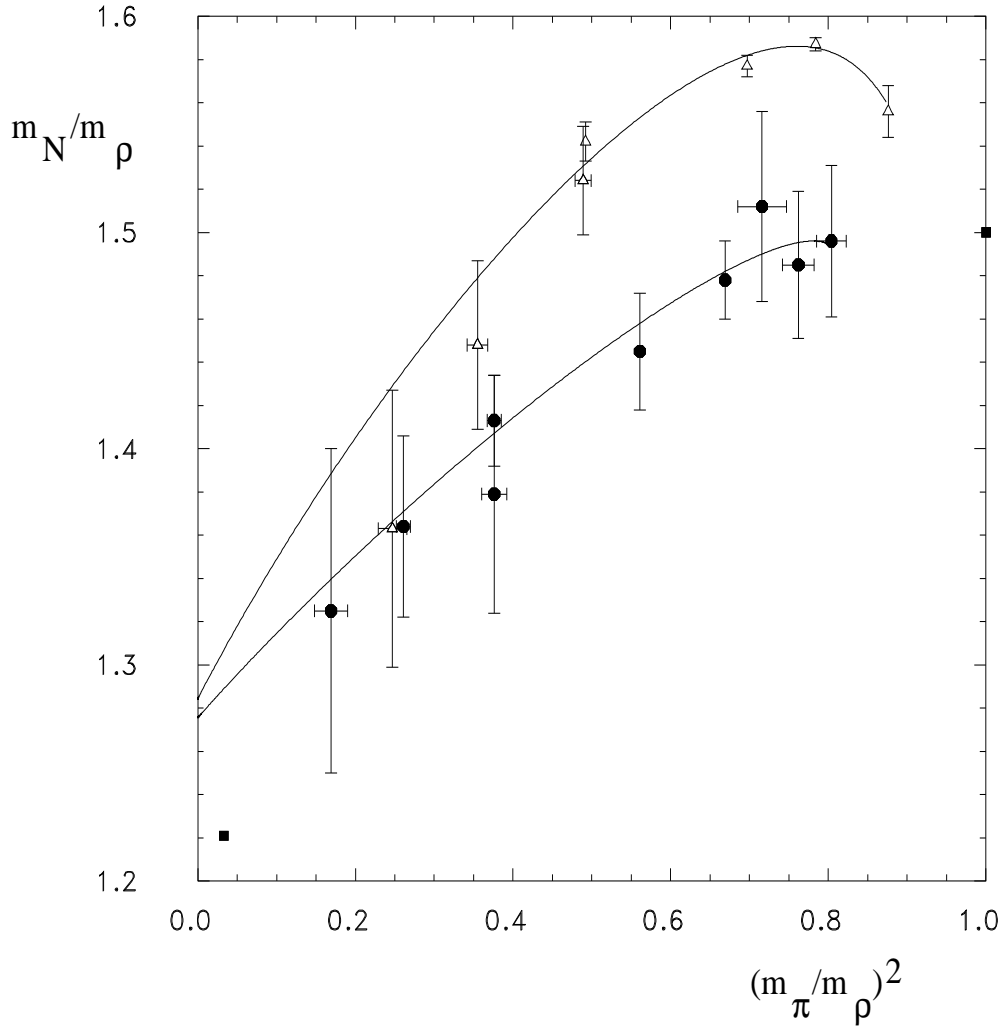


Figure 3: APE plot for $c_{SW} = 0$ (Δ) and $c_{SW} = 1.769$ (\bullet). The errors are bootstrap errors. The solid boxes represent the experimental value and the expected result in the heavy quark limit, respectively.

where δ is small and positive. We made fits using this formula but found that δ was always negative. We concluded that our κ values are too far from κ_c for the formula to be applicable. This is in agreement with observations made by other authors [16]. As an alternative parameterization of the curvature we used the phenomenological fit

$$\frac{1}{\kappa} = \frac{1}{\kappa_c} + b_2 m_\pi^2 + b_3 m_\pi^3. \quad (7)$$

In table 6 we give the values of κ_c for the different fits. The linear fits give $\chi^2/d.o.f.$ values of up to 20. The other two fits give both acceptable values of χ^2 , but the phenomenological fits give slightly better results. In the following we shall take κ_c from the phenomenological fits.

In fig. 1 we plot κ_c against c_{SW} . We observe a rather linear behavior of κ_c with c_{SW} . It is interesting to compare the numerical values with the perturbative result

$$\kappa_c = \frac{1}{8} [1 + g^2 (0.108571 - 0.028989 c_{SW} - 0.012064 c_{SW}^2)] \quad (8)$$

and tadpole improved perturbative result

$$u_0 \kappa_c = \frac{1}{8} [1 + g^{*2} (0.025238 - 0.028989 c_{SW} u_0^3 - 0.012064 (c_{SW} u_0^3)^2)]. \quad (9)$$

Neither formula agrees well with the data, but the tadpole improved line gives rough agreement in the neighborhood of $c_{SW} = 1.769$.

We fit the rest of the hadron masses by the formula

$$m_H^2 = m_H^0 + b_2 m_\pi^2 + b_3 m_\pi^3. \quad (10)$$

This gives a better fit to the data than the ansatz [17]

$$m_H = m_H^0 + b'_2 m_\pi^2 + b'_3 m_\pi^3. \quad (11)$$

Note that the two formulae differ only by terms of $O(m_\pi^4)$. For $c_{SW} = 3$ as well as for the a_0 , a_1 and b_1 masses only a two-parameter fit with b_3 set to zero was reasonable. The mass values in the chiral limit are also given in tables 1 – 5. We consider our extrapolations for $c_{SW} = 0$ and 1.769 to be most reliable, because on the larger volume we could explore relatively small π masses.

We show in fig. 2 the π , ρ and nucleon masses for $c_{SW} = 0$ and 1.769 together with the fits. It is important to have many κ values in the fit to do a reliable extrapolation. At the third smallest quark mass we have results on two different volumes. The values agree within the errors. This indicates that all our results on the $16^3 32$ lattice do not suffer from finite size effects.

In fig. 3 we show the APE plot for $c_{SW} = 0$ and 1.769 together with our chiral extrapolations. We find rather different results for the two c_{SW} values. However, in the chiral limit the nucleon to ρ mass ratio is about the same. The $c_{SW} = 1.769$ result appears to go more smoothly to the heavy quark limit.

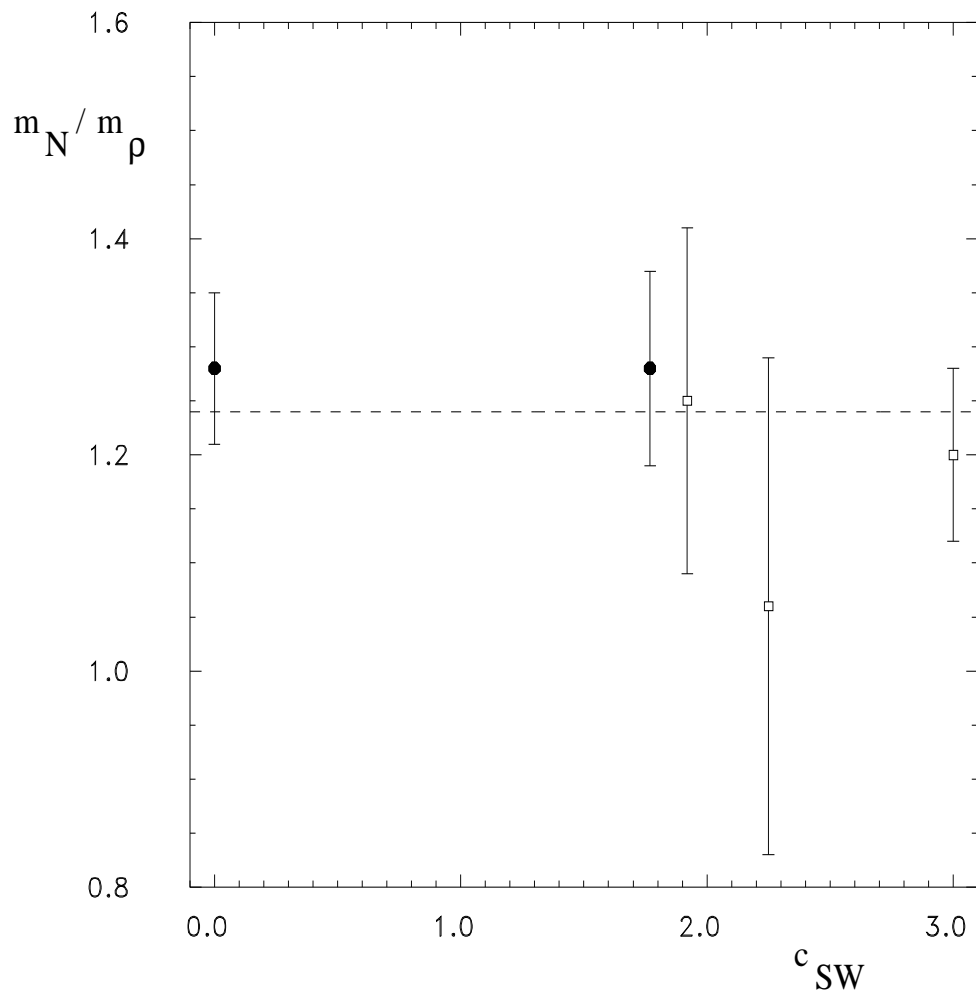


Figure 4: The nucleon to ρ mass ratio in the chiral limit against c_{SW} . The symbols are as in fig. 1. The dashed line is the experimental value.

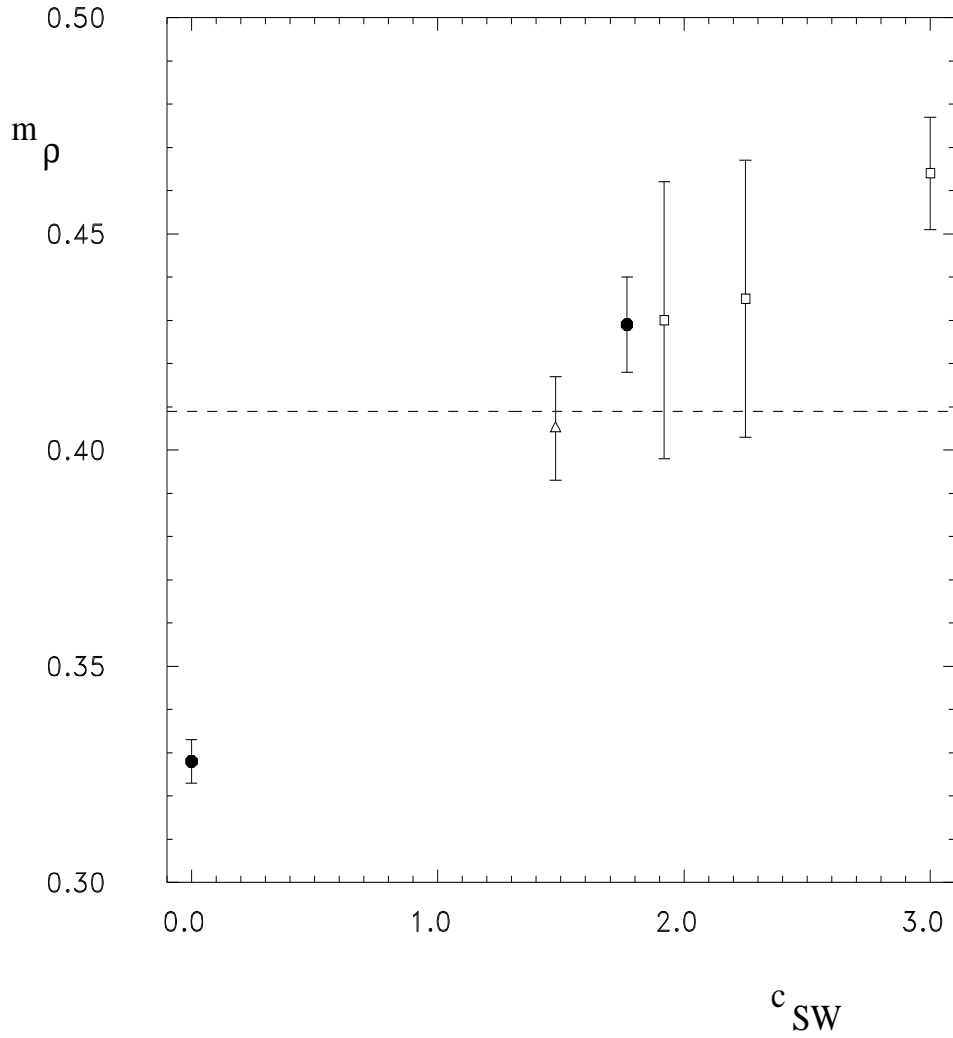


Figure 5: The ρ mass in the chiral limit against c_{SW} . The symbols are as in fig. 1. The dashed line is the experimental value, where the lattice spacing is taken from the string tension: $K = 0.0515(28)$ [18], with $K = (427\text{MeV})^2$ as given by the Cornell potential [19].

As we noted in the APE plot, the nucleon to ρ mass ratio in the chiral limit was the same at $c_{SW} = 0$ and 1.769. In fig. 4 we show the ratio for all our c_{SW} values. The results agree with the experimental value within the errors and seem to be independent of c_{SW} . Away from the chiral limit the mass ratio depends more strongly on c_{SW} . This means that if one is only interested in mass ratios in the chiral limit, then Wilson fermions seem to give reasonable extrapolations.

Although the nucleon to ρ mass ratio is independent of c_{SW} , when we look at the ρ (and nucleon) mass itself in the chiral limit we see a strong c_{SW} dependence, as is shown in fig. 5. Varying c_{SW} from 0 to 1.769 we observe a 30% increase of the mass. Even between the tadpole improved perturbative result $c_{SW} \approx 1.5$ and $c_{SW} = 1.769$ the mass changes by about 10%. Expressing the ρ mass in terms of the string tension K , which has discretization errors of $O(a^2)$ only, gives the dashed line. If one assumes that the effect of quenching can be neglected, one can use these results to estimate the optimal value of c_{SW} up to possible $O(a^2)$ corrections.

4 Discussion

We have done a systematic investigation of the c_{SW} dependence of the light hadron mass spectrum. We see that at $\beta = 6.0$ it is important to choose a good value of c_{SW} .

Disregarding errors due to quenching and $O(a^2)$ corrections, our best guess for the optimal value of c_{SW} is $c_{SW} \approx 1.4$. This result is somewhat lower than the value given by eq. (4). If the difference is attributed to $O(a^2)$ effects, we would estimate that $O(a^2)$ corrections can be half as big as $O(a)$ corrections at $\beta = 6.0$. This would mean that the on-shell improvement program does not make much sense at much lower values of β , for example at $\beta = 5.7$.

We consider our work only to be a first step. Computing masses in the chiral limit is difficult. A lesson we have learned is that one needs many κ values for a reliable chiral extrapolation. A more precise determination of the optimal value of c_{SW} would require much higher statistics.

Acknowledgement

This work was supported in part by the Deutsche Forschungsgemeinschaft. The numerical calculations were performed on the Quadrics computers at DESY-Zeuthen. We wish to thank the operating staff for their support. We furthermore like to thank M. Lüscher and R. Sommer for communicating to us their results for $c_{SW}(g)$ prior to publication.

References

- [1] R. Altmeyer, K. D. Born, M. Göckeler, R. Horsley, E. Laermann and G. Schierholz, Nucl. Phys. B389 (1993) 445.
- [2] M. Lüscher and P. Weisz, Commun. Math. Phys. 97 (1985) 59.
- [3] B. Sheikholeslami and R. Wohlert, Nucl. Phys. B259 (1985) 572.
- [4] R. Wohlert, DESY preprint DESY 87-069 (1987);
S. Naik, Phys. Lett. B311 (1993) 230;
M. Lüscher and P. Weisz, Munich preprint MPI-PhT/96-47 (1996) ([hep-lat/9606016](#)).
- [5] G. P. Lepage and P. B. Mackenzie, Phys. Rev. D48 (1993) 2250.
- [6] K. Jansen, C. Liu, M. Lüscher, H. Simma, S. Sint, R. Sommer, P. Weisz and U. Wolff, Phys. Lett. B372 (1996) 275.
- [7] M. Lüscher, S. Sint, R. Sommer, P. Weisz, H. Wittig and U. Wolff, DESY preprint DESY 96-157 (1996) ([hep-lat/9608049](#)).
- [8] UKQCD Collaboration, H. Shanahan et al., preprint GUTPA 95-10-4, EDINBURGH 96/8, LTH 380, SHEP 96/19 (1996) ([hep-lat/9608063](#)).
- [9] M. Göckeler, R. Horsley, E.-M. Ilgenfritz, H. Perlt, P. Rakow, G. Schierholz and A. Schiller, Phys. Rev. D53 (1996) 2317.
- [10] M. Göckeler, R. Horsley, E.-M. Ilgenfritz, H. Oelrich, H. Perlt, P. Rakow, G. Schierholz, A. Schiller and P. Stephenson, DESY preprint DESY 96-127 (1996) ([hep-lat/9608017](#)).
- [11] M. Göckeler, R. Horsley, E.-M. Ilgenfritz, H. Oelrich, H. Perlt, P. Rakow, G. Schierholz, A. Schiller and P. Stephenson, DESY preprint DESY 96-142 (1996) ([hep-lat/9608081](#)).
- [12] H. van der Vorst, SIAM J. Sc. Stat. Comp. 12 (1992) 631.
- [13] M. Göckeler, R. Horsley, E.-M. Ilgenfritz, H. Perlt, P. Rakow, G. Schierholz and A. Schiller, Nucl. Phys. B (Proc. Suppl.) 42 (1995) 337.
- [14] UKQCD Collaboration, C. Michael and H. Shanahan, Nucl. Phys. B (Proc. Suppl.) 47 (1996) 337;
C. Michael, private communication.
- [15] S. R. Sharpe, Nucl. Phys. B (Proc. Suppl.) 30 (1993) 213.
- [16] D. Weingarten, Nucl. Phys. B (Proc. Suppl.) 34 (1994) 29.

- [17] J. N. Labrenz and S. R. Sharpe, Nucl. Phys. B (Proc. Suppl.) 34 (1994) 335.
- [18] G. S. Bali and K. Schilling, Phys. Rev. D46 (1992) 2636.
- [19] E. Eichten, K. Gottfried, T. Kinoshita, K. D. Lane and T. M. Yan, Phys. Rev. D21 (1980) 203.