

TRI-PP-96-1
Feb 1996

Light hadron masses with a tadpole-improved next-nearest-neighbour lattice fermion action

H.R. Fiebig

Physics Department, FIU - University Park, Miami, Florida 33199 USA

R.M. Woloshyn

TRIUMF, 4004 Wesbrook Mall, Vancouver, B.C. Canada, V6T 2A3

Abstract

Calculations of hadron masses are done in quenched approximation using gauge field and fermion actions which are both corrected for discretization errors to $O(a^2)$ at the classical level and which contain tadpole improvement factors. The fermion action has both nearest-neighbour and next-nearest-neighbour couplings in the kinetic and Wilson terms. Simulations done at lattice spacings of 0.3 and 0.4fm yield hadron masses which are already quite close to experimental values. The results are compared to Wilson action calculations done at comparable lattice spacings.

1 Introduction

During the past several years there has been renewed interest in the use of improved lattice actions. Many calculations have been done using the so-called clover action[1, 2, 3] motivated by the pioneering work of Sheikholeslami and Wohlert[4]. Recently the move toward improved actions has been given even more impetus by the work of Lepage and co-workers[5, 6] which suggests that with tadpole improvement[7], calculations can be done quite accurately even on rather coarse lattices. In this note we report on calculations done with a simple tadpole-improved next-nearest-neighbour fermion action which support this suggestion.

The essential idea of improved actions is that by including terms that are nonleading (in powers of lattice spacing) one can reduce discretization errors. Of course, the choice of action is not unique. The approach of Sheikholeslami and Wohlert[4] is to impose the minimal on-shell improvement condition[8] and they showed that $O(a)$ errors could be removed from physical observables by the use of the so-called clover action. An advantage of this action is that to $O(a)$ the familiar Wilson plaquette action may be used for the gauge field. However, as Lepage and co-workers[5, 6] have shown, a significant gain can be made in improving the gauge field actions by incorporating tadpole factors[7] in the weighting coefficients of the nonleading terms. This, for

example, leads to restoration of rotational invariance[5] of the static potential even at lattice spacings of order 0.4fm. In ref.[6] Alford et al extended the tadpole improvement program to the light quark sector, introducing the $D234$ fermion action which, at the classical level, is corrected to $O(a^2)$. A feature of the $D234$ action is that it contains both clover and next-nearest-neighbour terms in addition to the terms appearing in the Wilson action.

In this work we propose the use of a simple alternative to the $D234$ action which dispenses with the clover term altogether. This is the next-nearest-neighbour fermion action¹ in which both kinetic and Wilson terms have been corrected at tree-level to $O(a^2)$ [10]. In addition, tadpole factors are included in the next-nearest-neighbour terms. These work to remove, in a mean field sense, discretization errors due to tadpole-like couplings induced by the lattice description of the gauge field[7]. In conjunction with this fermion action we use a gauge field action that has been analogously improved, that is, $O(a^2)$ tree-level improvement plus tadpole factors.

Here we report some results for light-quark (u, d and s) meson and baryon masses calculated on lattices with lattice spacings of 0.4 and 0.3fm. In general, our results are fairly close to experimental values and are compatible with Wilson action calculations (see, for example, Ref.[11]) done at lattice

¹The use of this action with tadpole improvement has also been considered independently by Lee and Leinweber[9].

spacings less than 0.1fm.

For purposes of comparison simulations have also been carried out with the Wilson action at lattice spacings matched to those of the improved action calculations. As expected, on 0.4 or 0.3fm lattices, the improved action results are much closer to those obtained with the Wilson action at small lattice spacing. What we observe is that the major difference between the improved action and the Wilson action is in the relative scale between the meson and baryon sectors. Mass ratios within the meson sector and within the baryon sector depend much less on the choice of action.

2 Method

The $SU(3)$ gauge fields are described by an action that contains both 4-link square plaquettes (pl) and planar 6-link rectangular plaquettes (rt). As shown in [12] the 6-link rectangles are sufficient to remove $O(a^2)$ errors at the classical level. In addition tadpole factors are introduced into the weighting of the 6-link term. The action is

$$S_G(U) = \beta \left[\sum_{pl} \left(1 - \frac{1}{3} \text{ReTr} U_{pl} \right) + C_{rt} \sum_{rt} \left(1 - \frac{1}{3} \text{ReTr} U_{rt} \right) \right] \quad (1)$$

where U_{pl} are the square plaquettes and U_{rt} are the planar 6-link plaquettes.

The coefficient $C_{rt} = -1/20U_0^2$ includes the tadpole factor

$$U_0 = \left\langle \frac{1}{3} \text{ReTr} U_{pl} \right\rangle^{1/4}. \quad (2)$$

The first term of (1) is just the Wilson action.

For the fermions, the Wilson action augmented by next-nearest-neighbour couplings[10] in both the kinetic and Wilson terms is used. Including tadpole factors the action is

$$\begin{aligned}
S_F(\bar{\psi}, \psi; U) = & \sum_{x, \mu} \frac{4}{3} \kappa \left[\bar{\psi}(x) (1 - \gamma_\mu) U_\mu(x) \psi(x + \mu) \right. \\
& \left. + \bar{\psi}(x + \mu) (1 + \gamma_\mu) U_\mu^\dagger(x) \psi(x) \right] \\
& - \sum_{x, \mu} \frac{1}{6} \frac{\kappa}{U_0} \left[\bar{\psi}(x) (2 - \gamma_\mu) U_\mu(x) U_\mu(x + \mu) \psi(x + 2\mu) \right. \\
& \left. + \bar{\psi}(x + 2\mu) (2 + \gamma_\mu) U_\mu^\dagger(x + \mu) U_\mu^\dagger(x) \psi(x) \right] \\
& - \sum_x \bar{\psi}(x) \psi(x).
\end{aligned} \tag{3}$$

With the coefficients as in (2), $\kappa_{critical} = 1/8$ at the tree level, the same as for the Wilson fermion action. The Wilson action is recovered by replacing the coefficient $4/3$ by 1 and dropping next-nearest-neighbour terms.

Calculations were carried out in quenched approximation at two different values of β , 6.25 and 6.8 for the improved action and 4.5 and 5.5 for the Wilson action. These values were chosen so that lattice spacings determined from the string tension would match for the two actions[13]. These lattice spacings are 0.4fm and 0.3fm for the smaller and larger β -values respectively. The lattice sizes used were $6^3 \times 12$ and $8^3 \times 14$.

Gauge field updating was done using the Cabbibo-Marinari pseudo-heat-bath. Periodic boundary conditions were used for the gauge field in all di-

rections. The lattice was thermalized for 4000 sweeps then configurations were used every 250 sweeps in the case of the improved action and every 200 sweeps for the Wilson action.

Quark propagators were calculated for a range of κ values in each simulation. A stabilized biconjugate gradient algorithm[14] was used for these calculations. Periodic boundary conditions were imposed on the quark fields in spatial directions but in the time direction a Dirichlet or fixed boundary condition was used. This allows mass measurements to be made further from the source than with periodic boundary conditions. This is an important consideration given the relatively small number of time slices. The source position was fixed to be two time steps in from the boundary in all simulations.

Meson and baryon correlators were calculated using standard local interpolating fields.

$$\chi^{(\Gamma)}(x) = \bar{\psi}(x)\Gamma\psi(x) \quad (4)$$

with $\Gamma = \gamma_5, \gamma_\mu$ for the mesons,

$$\chi_i^{(N)}(x) = \epsilon_{abc}\psi_{a,i}(x) \left[\psi_b^T(x)C\gamma_5\psi_c(x) \right] \quad (5)$$

for the nucleon, where C is the charge conjugation matrix, and

$$\chi_{ijk}^{(\Delta)}(x) = \epsilon_{abc}\psi_{a,i}(x)\psi_{b,j}(x)\psi_{c,k}(x) \quad (6)$$

for the isobar.

As is well known, smeared operators can be used to enhance the overlap of the interpolating field with the ground state. This allows ground state masses to be extracted closer to the source point where statistical fluctuations are less severe. In fact, a smeared sink, although maybe less effective than a smeared source, can be implemented at very little cost. Therefore, correlators were constructed for both local and smeared sinks with local sources. Gaussian smearing[15] was used. The smearing function is

$$\Phi = (1 + \alpha H)^n \quad (7)$$

where

$$H(\vec{x}, \vec{y}; t) = \sum_{i=1}^3 \left[U_i(\vec{x}, t) \delta_{\vec{x}, \vec{y} - \hat{i}} + U_i^\dagger(\vec{x} - \hat{i}, t) \delta_{\vec{x}, \vec{y} + \hat{i}} \right]. \quad (8)$$

The smearing parameters were fixed at $n = 6$ and $\alpha = 2$ for all simulations. No attempt was made to optimize the smearing parameters for this exploratory calculation.

The lattice details for the calculations are summarized in Table 1.

3 Results and Conclusion

Masses were calculated using an analysis procedure motivated by Bhattacharya et al[16]. For each channel the correlation functions $G(t)$ were configuration averaged and the effective mass function $M_{\text{eff}}(t) = \ln(G(t)/G(t + 1))$ was calculated. Then a combined effective mass function was computed

by a weighted average of the effective mass functions obtained from local-local and local-smeared correlators. Since the local-local correlator overestimates the ground state mass and the local-smeared correlator underestimates it, this average helps to enhance the plateau of the effective mass. The mass is then determined by averaging the combined mass function over some time interval. Except for the baryon spin-3/2 channel, it was found that compatible masses could be obtained using time averages starting 2 or 3 time steps away from the source.

For each simulation the masses were extrapolated as a function of pion mass to the chiral limit $M_\pi = 0$. The choice of extrapolation function was either

$$M = M_0 + cM_\pi^2 \tag{9}$$

or

$$M = M_0 + cM_\pi^2 + dM_\pi^3. \tag{10}$$

The criterion was that the cubic form (which is motivated by chiral perturbation theory[17]) was used whenever the coefficient d could be determined to be nonzero within the statistical errors. If the mass data showed no evidence of a cubic term then the quadratic form was used.

The errors in masses and in mass ratios were estimated using a bootstrap procedure. For each simulation 500 bootstrap samples were chosen from

the original sample and analyzed for masses and mass ratios. The quoted errors on observables are one half the difference between the 16th and 84th percentile values found in the bootstrap distribution for that observable.

In addition to the u,d sector we are also interested in the strange quark sector. To fix κ_s , (i.e., the strange quark mass) the condition K^*/K equals the experimentally observed value 1.8 was used. Generally speaking κ_s does not coincide with one of our chosen κ values. This requires an interpolation (or extrapolation) which was done linearly in κ using the two κ values nearest κ_s .

As a representative sample of our results we show the ρ -meson, nucleon and delta masses as a function of M_π^2 in Fig. 1. Also shown are the extrapolations to the chiral limit. Mass ratios extrapolated to the chiral limit are given in Table 2. Meson masses are given with respect to the ρ -meson mass and baryon masses with respect to the nucleon mass. The ratio M_N/M_ρ then sets an overall scale of baryon masses relative to meson masses and this seems to be the quantity most effected by discretization errors. By 0.3fm the improved action results are fairly close to experiment and are compatible with Wilson action calculations done at small lattice spacing[11].

The quantity $J = M_V dM_V/dM_P^2$ at $M_V/M_P = 1.8$ was introduced by Lacock and Michael[18] as a measure of the relative quark mass dependence of pseudoscalar and vector mesons. Empirically this value is very close to

0.5 reflecting the fact that $M_V^2 - M_P^2$ is almost constant. Quenched lattice QCD simulations at small lattice spacings tend to give values around 0.37 which was interpreted in [18] as a failure of the quenched approximation. Our improved action results are consistent with the previous determinations.

An interesting way to look at the quark mass dependence of pseudoscalar and vector mesons is to examine the squared mass difference $M_V^2 - M_P^2$ directly. Even before QCD was developed, mass formulae, essentially soft pion theorems, were derived suggesting that this quantity should be constant[19]. Within QCD such behaviour is predicted for light-heavy mesons by heavy quark symmetry[20]. What is more interesting from our point of view is the possibility that the constancy of $M_V^2 - M_P^2$ is an algebraic consequence[21] of chiral symmetry in QCD. Then the deviation from $M_V^2 - M_P^2 = \text{constant}$ would give some indication of the role that the explicit chiral symmetry breaking Wilson-like term in the action is playing away from the chiral limit. Our results, comparing Wilson and improved action simulations, are shown in Fig. 2. We plot the squared mass difference for vector and pseudoscalar mesons in the limit where one of the quark masses has been taken to zero ($M_\pi = 0$). At comparable lattice spacings the improved action results are much closer to $M_V^2 - M_P^2 = \text{constant}$ than the Wilson action results. This is as expected if the deviation from $M_V^2 - M_P^2 = \text{constant}$ is due to the Wilson term. In the Wilson action the chiral symmetry breaking Wilson term

is dimension five while in the improved action it is dimension seven. Note also that the staggered fermion action, which has different chiral properties, gives a behaviour of $M_V^2 - M_P^2$ that is very different from the Wilson case [22]. This is another hint that chiral symmetry plays an important role in determining the behaviour of $M_V^2 - M_P^2$.

In the continuum limit all lattice QCD actions should give the same results. Furthermore, if simulations done with improved actions on coarse lattices are to be useful the results should extrapolate smoothly to the continuum limit. Calculations in the light hadron sector using tadpole improved actions of the type used in this work are still too scarce to be able to make definitive statements. However, the ratio of nucleon to ρ -meson mass has been calculated a number of times. The results of tadpole improved actions[6, 23] and a sample of Wilson action results[11, 16, 24] are presented in Fig. 3. It is encouraging that our improved action values at 0.3 and 0.4fm are compatible with the Wilson action results at smaller lattice spacing. However, it is somewhat disconcerting that they do not agree with the values reported by Alford et al[6] for the $D234$ action and by Collins et al[23] using a tadpole-improved clover fermion action with an $O(a^2)$ tadpole-improved gauge field action. At present, the results of Ref.[6, 23] would suggest a continuum limit value for M_N/M_ρ different from the Wilson action value which is not a very palatable conclusion. It is clear that the improved action calculations have

to be pushed to smaller lattice spacing to clarify this situation.

In this work we propose the use of a next-nearest-neighbour fermion action, corrected for discretization errors to $O(a^2)$ at the classical level, for use with the tadpole improvement program of Lepage and co-workers [5, 6, 7]. An analogously improved gauge field action is used. Quenched calculations done at lattice spacings of 0.3 and 0.4fm yield hadron masses in the light quark sector which are comparable to those obtained with the Wilson action at much smaller ($a \lesssim 0.1\text{fm}$) lattice spacing and which are quite close to experimental values. Comparison with Wilson action calculations on 0.3 and 0.4fm lattices shows very clearly the positive effect of improvement.

4 Acknowledgements

It is a pleasure to thank S.R. Beane, F.X. Lee and H.D. Trottier for helpful discussions. This work was supported in part by the Natural Sciences and Engineering Research Council of Canada, and by NSF grant PHY-9409195.

References

- [1] G. Martinelli, C.T. Sachrajda, G. Salina and A. Vladikas, Nucl. Phys. B378 (1992) 591.
- [2] UKQCD Collaboration, C.R. Allton et al, Phys. Lett. B292 (1992) 408; Nucl. Phys. B407 (1993) 331; Phys. Rev. D 49 (1994) 474.
- [3] APE Collaboration, C.R. Allton et al, Nucl. Phys. B (Proc. Suppl.) 34 (1994) 360.
- [4] B. Sheikholeslami and R. Wohlert, Nucl. Phys. B259 (1985) 572.
- [5] M. Alford, W. Dimm, G.P. Lepage, G. Hockney and P.B. Mackenzie, Nucl. Phys. B(Proc. Suppl.)42 (1995) 787; Phys. Lett. B361 (1995) 87.
- [6] M. Alford, T. Klassen and G.P. Lepage, Nucl. Phys. B (Proc. Suppl.)to be published, hep-lat/9509087.
- [7] G.P. Lepage and P.B. Mackenzie, Phys. Rev. D48 (1993) 2250.
- [8] M. Lüscher and P. Weisz, Comm. Math. Phys. 97 (1985) 59.
- [9] F.X. Lee and D.B. Leinweber, private communication.

- [10] H. Hamber and C.M. Wu, Phys. Lett. B133 (1983) 351; W. Wetzel, Phys. Lett. B136, (1984) 407; T. Eguchi and N. Kawamoto, Nucl. Phys. B237, (1984) 609.
- [11] F. Butler, H. Chen, J. Sexton, A Vaccarino and D. Weingarten, Nucl. Phys. B430 (1994) 179.
- [12] P. Weisz, Nucl. Phys. B212 (1993) 1; P. Weisz and R. Wohlert, Nucl. Phys. B236 (1984) 397.
- [13] H.D. Trottier, private communication.
- [14] A. Frommer, V. Hannemann, B. Nöckel, Th. Lippert and K. Schilling, Int. J. Mod. Phys. C 5 (1994) 1073.
- [15] C. Alexandrou, S. Güsken, F Jegerlehner, K. Schilling and R. Sommer, Nucl. Phys. B414 (1994) 815.
- [16] T. Bhattacharya, R. Gupta, G. Kilcup and S. Sharpe, Los Alamos report LA UR-95-2354, hep-lat/9512021 (1995).
- [17] J.N. Labrenz and S.R. Sharpe, Nucl. Phys. B(Proc. Suppl.) 34 (1994)335.
- [18] P. Lacock and C. Michael (UKQCD Collaboration), Phys. Rev. D 52 (1995) 5213.

- [19] C. Lovelace, Phys. Lett. 28B (1968) 264; M. Ademollo, G. Veneziano and S. Weinberg, Phys. Rev. Lett. 22 (1969) 83; D.C. Lewellen, Nucl. Phys. B392 (1993) 137.
- [20] J.M. Flynn and N. Isgur, J. Phys. G 18 (1992) 1627.
- [21] S.R. Beane, Duke University preprint DUKE-TH-95-98, hep-ph/9512228(1995); private communication.
- [22] Ape Collaboration, S. Cabasino et al, Phys. Lett. B258 (1991) 195.
- [23] S. Collins, R.G. Edwards, U.M. Heller and J. Sloan, Nucl. Phys. B (Proc. Suppl.) to be published, hep-lat/9509044.
- [24] Y. Iwasaki, K. Kanaya, T. Yoshié, T. Hoshino, T. Shirakawa, Y. Oyanagi, S. Ichii and T. Kawai, University of Tsukuba report UTHEP-327/ UTCCP-P-8, hep-lat/9512031 (1995).

Action	Lattice	N_U	β	a_{st}	κ	κ_s
Improved	$6^3 \times 12$	160	6.25	0.4 fm	0.162, 0.165, 0.168, 0.171, 0.174	0.166
Improved	$8^3 \times 14$	60	6.8	0.31fm	0.148, 0.150, 0.152, 0.154, 0.156, 0.158	0.1558
Wilson	$6^3 \times 12$	160	4.5	0.4 fm	0.189, 0.193, 0.197, 0.201, 0.205, 0.209, 0.213	0.205
Wilson	$8^3 \times 14$	90	5.5	0.3 fm	0.164, 0.168, 0.172, 0.176, 0.190	0.178

Table 1: Lattice Details. N_U is the number of gauge configurations and a_{st} is the lattice spacing determined from the string tension[13]. κ_s is the hopping parameter corresponding to the strange quark mass.

	Improved		Wilson		Exp.
	$\beta = 6.25$	$\beta = 6.8$	$\beta = 4.5$	$\beta = 5.5$	
$M_\rho a_\rho$	1.19(5)	0.90(5)	0.90(2)	0.71(3)	
a_ρ^{-1}	648(27)MeV	855(45)MeV	858(15)MeV	1085(46)MeV	
a_{st}/a_ρ	1.31(5)	1.34(8)	1.73(3)	1.70(7)	
J	0.43(8)	0.38(7)	0.31(2)	0.32(7)	
K/ρ	0.65(2)	0.65(4)	0.61(1)	0.61(4)	0.64
K^*/ρ	1.17(3)	1.16(4)	1.10(1)	1.13(4)	1.16
ϕ/ρ	1.31(4)	1.30(6)	1.20(2)	1.24(6)	1.32
N/ρ	1.55(6)	1.36(9)	2.05(5)	1.73(14)	1.22
Δ/N	1.34(4)	1.38(11)	1.07(2)	1.24(10)	1.31
Σ/N	1.15(2)	1.20(4)	1.05(1)	1.10(5)	1.27
Ξ/N	1.23(3)	1.32(4)	1.09(1)	1.15(7)	1.40
Λ/N		1.17(4)		1.08(5)	1.19
Ω^-/N	1.58(4)	1.67(10)	1.19(2)	1.38(10)	1.78

Table 2: Results of the calculations extrapolated to the limit $M_\pi = 0$.

Figure Captions

1. Nonstrange hadron masses in lattice units versus pion mass squared (squares = ρ -meson, circles = nucleon, triangles = Delta). The lines are the extrapolations to the chiral limit. (a) Improved action, $\beta = 6.25$, (b) Improved action, $\beta = 6.8$, (c) Wilson action, $\beta = 4.5$, (d) Wilson action, $\beta = 5.5$.
2. The vector-pseudoscalar squared mass difference $M_V^2 - M_P^2$ versus M_P for the Wilson (solid symbols) and Improved actions (open symbols).
3. The ratio M_N/M_ρ versus $M_\rho a$ for the Wilson (solid symbols) and Improved actions (open symbols).

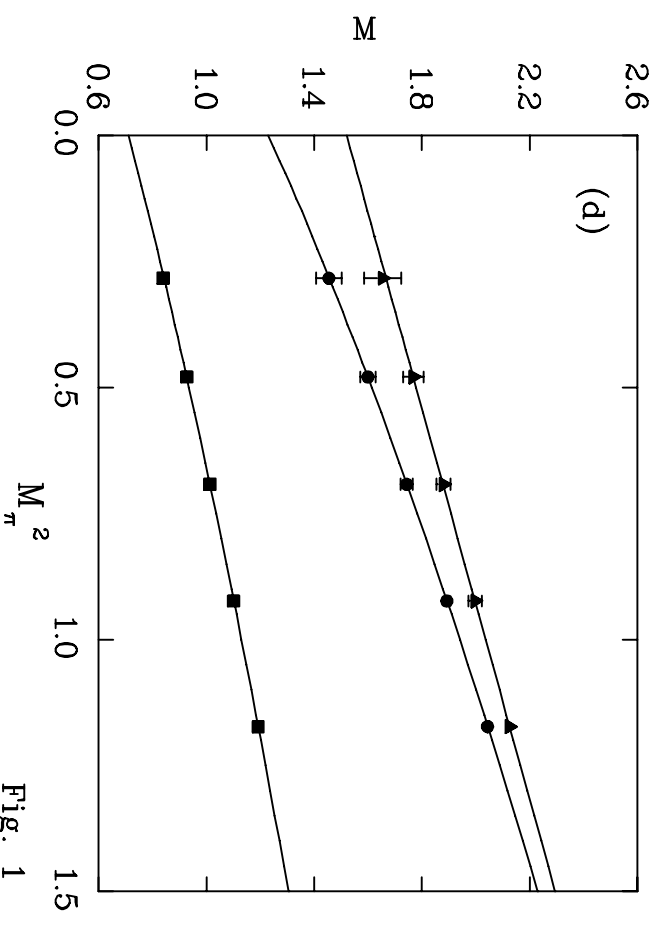
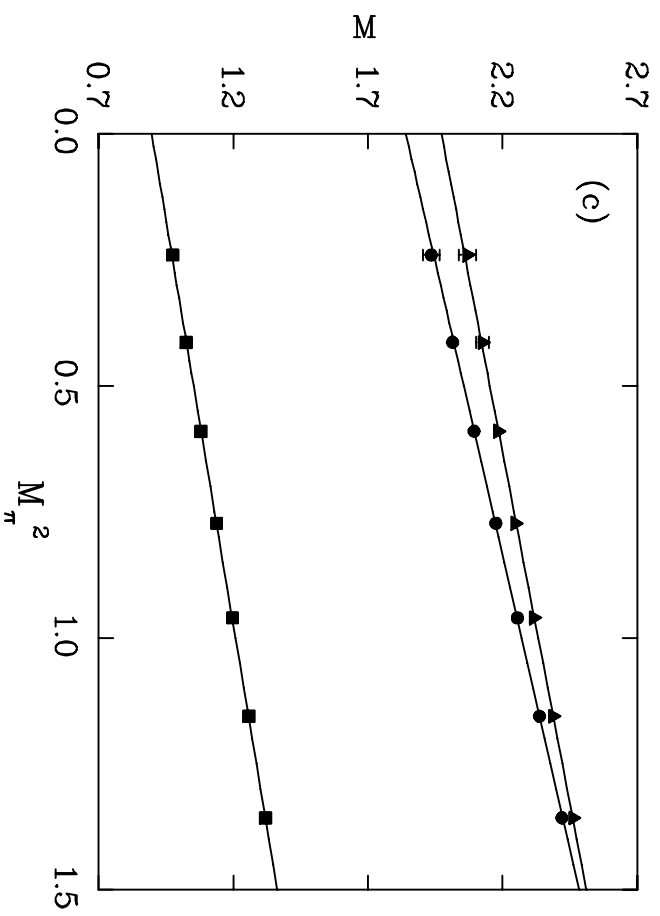
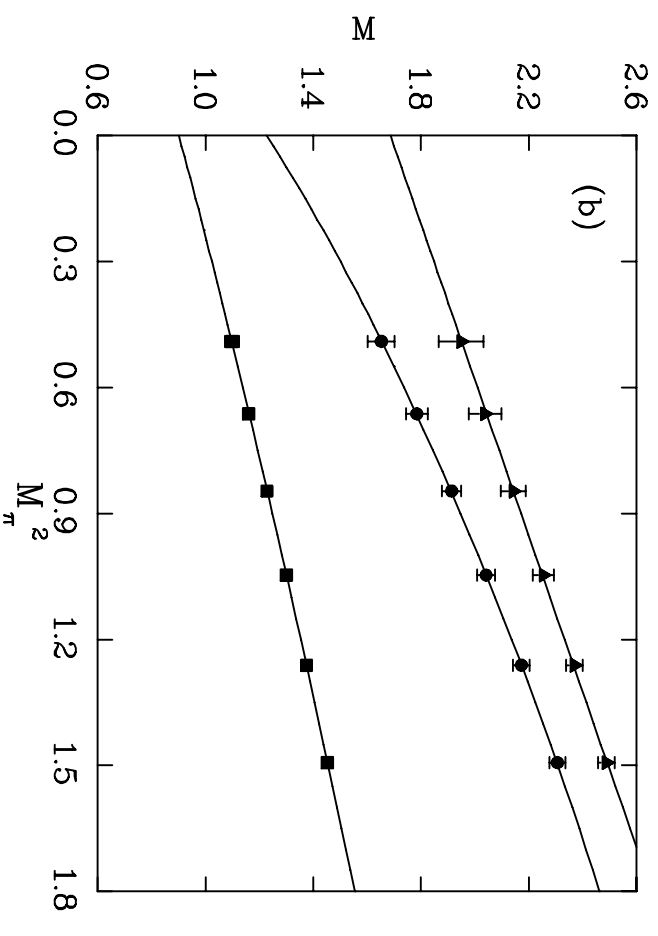
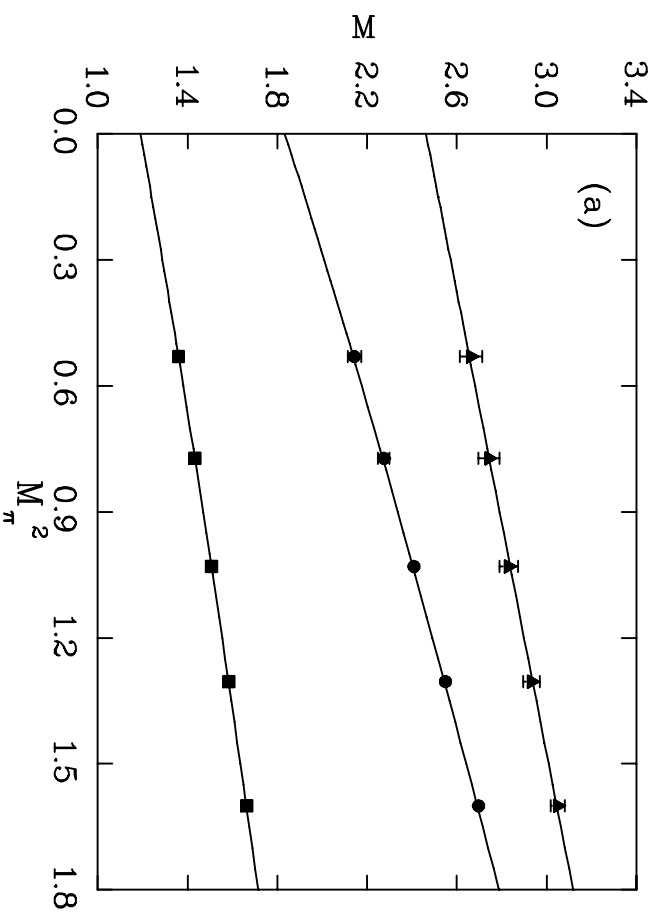


Fig. 1

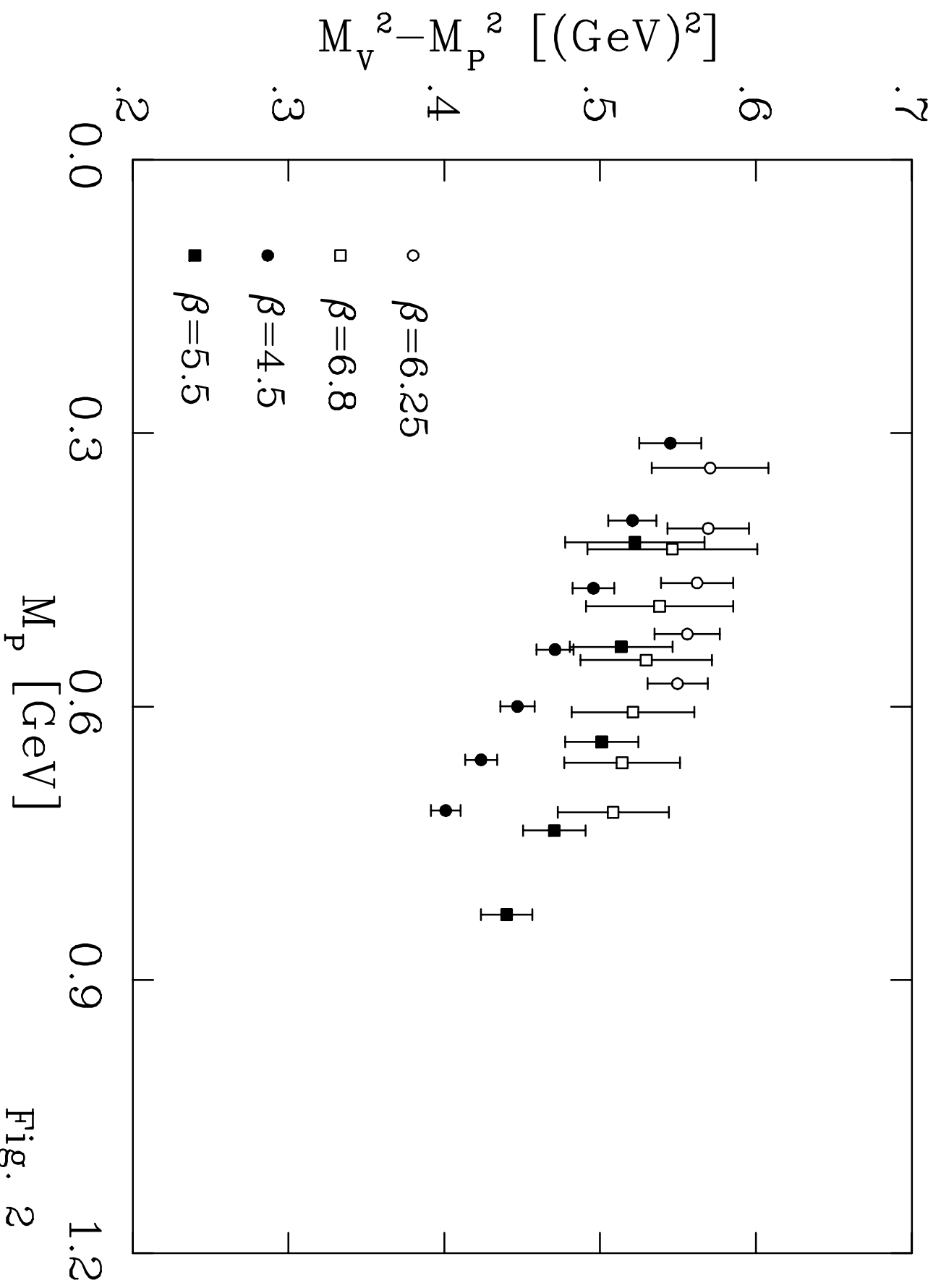


Fig. 2

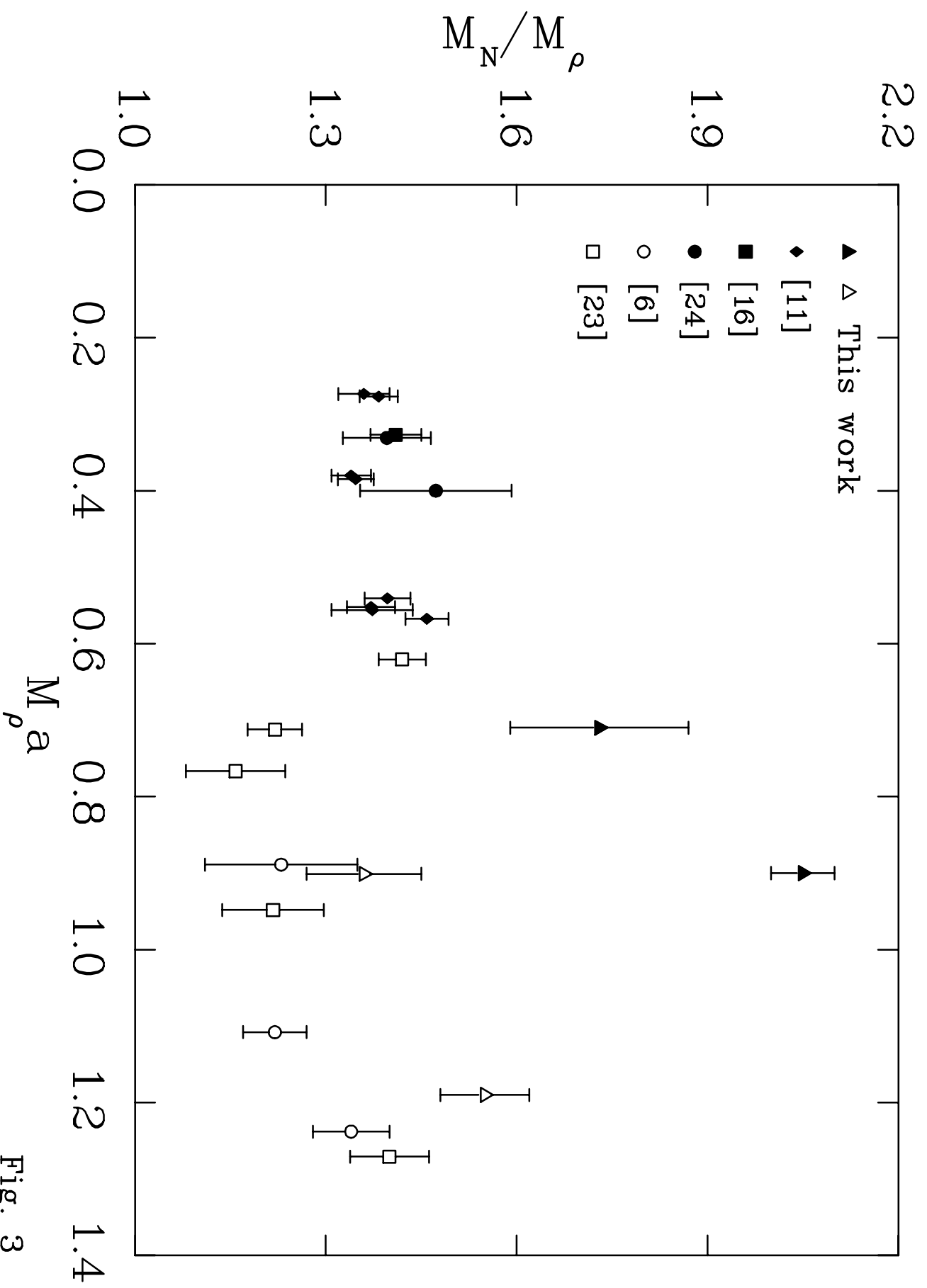


Fig. 3