

Direct numerical computation of disorder parameters

Massimo D'Elia¹ and Luca Tagliacozzo²

¹*Dipartimento di Fisica dell'Università and INFN, I-16146 Genova, Italy.*

²*Departament ECM, Universitat de Barcelona. 647, Diagonal, 08028 Barcelona, Spain.*

(Dated: December 2, 2024)

In the framework of various statistical models as well as of mechanisms for color confinement, disorder parameters can be developed which are generally expressed as ratios of partition functions and whose numerical determination is usually challenging. We develop an efficient method for their computation and apply it to the study of dual superconductivity in $4d$ compact $U(1)$ gauge theory.

PACS numbers: 11.15.Ha, 64.60.Cn, 12.38.Aw

Order-disorder transitions are common to a wide class of models in Statistical Mechanics and Quantum Field Theory, the Ising model being a prototype [1, 2]. In those models, one phase is characterized by the condensation of dual excitations of topological nature which spontaneously breaks a dual symmetry, and it is possible to use correlation functions of those excitations as disorder parameters for the transition: in general they are non local in terms of the original variables, so that their numerical study can be challenging. The difficulty becomes evident when the correlation functions of the dual excitations are expressed as ratios of partition functions.

Relevant examples are encountered when studying color confinement in QCD: that is usually believed to be related to the condensation of some topological excitations and models can be constructed accordingly, which place the confinement-deconfinement transition into the more general scenario of order-disorder transitions. One appealing model is based on dual superconductivity of the QCD vacuum and relates confinement to the breaking of an abelian dual symmetry induced by the condensation of magnetic monopoles [3, 4, 5]. The possibility to define disorder parameters in this scenario has been studied since a long time [6, 7, 8, 9, 10]. One parameter has been developed and numerically tested by the Pisa group and is the expectation value of an operator, generally called μ , which creates a magnetic monopole; $\langle\mu\rangle$ has been shown to be a good order parameter for color confinement in $U(1)$ [10], in pure Yang-Mills theories [11, 12] and in full QCD [13, 14]; similar parameters have been developed both in gauge theories [15, 16, 17, 18] and in statistical models [19]. The operator μ is expressible, in four dimensions, as the exponential of the integral over a 3-dimensional time slice, $\mu = \exp(-\beta\Delta S)$ (see later for details), so that its expectation value can be rewritten (we consider a pure gauge theory as an example) as

$$\langle\mu\rangle = \frac{\int (\mathcal{D}U) e^{-\beta(S+\Delta S)}}{\int (\mathcal{D}U) e^{-\beta S}} = \frac{\int (\mathcal{D}U) e^{-\beta\tilde{S}}}{\int (\mathcal{D}U) e^{-\beta\tilde{S}}} \equiv \frac{\tilde{Z}}{Z}, \quad (1)$$

where the functional integration is over the gauge variables, S is the euclidean action of the theory and β is the inverse gauge coupling. The computational difficulty involved in its determination stems from the poor overlap

among the two statistical distributions corresponding to the partition functions Z and \tilde{Z} , a problem which worsens very rapidly when increasing the spatial volume, making a direct determination of $\langle\mu\rangle$ hardly feasible. One way out is to evaluate susceptibilities of $\langle\mu\rangle$, from which the parameter can eventually be reconstructed:

$$\rho = \frac{d}{d\beta} \ln\langle\mu\rangle = \langle S \rangle_S - \langle \tilde{S} \rangle_{\tilde{S}}, \quad (2)$$

$$\langle\mu\rangle(\beta) = \exp\left(\int_0^\beta \rho(\beta') d\beta'\right). \quad (3)$$

While that is enough to test $\langle\mu\rangle$ as a parameter for color confinement, a direct determination of it could be useful in contexts like the study of its correlation functions [10, 21, 22].

We propose here a new method for the computation of $\langle\mu\rangle$, which is partially inspired by techniques developed for the study of observables like the 't Hooft loop [20]. We describe the method as applied to the case of the $4d$ compact $U(1)$ gauge theory in the Wilson formulation, but it can be easily generalized to the study of disorder parameters in a wide class of analogous problems.

The method – The partition function of the model is

$$Z(\beta) = \int [d\theta] \exp(-\beta S) \quad (4)$$

where the integration is over the link variables (phases belonging to $U(1)$) and the Wilson action S is:

$$S = \sum_{\vec{x}, t, (\mu\nu)} (1 - \cos(\theta_{\mu\nu}(\vec{x}, t))) \quad (5)$$

where (\vec{x}, t) are the coordinates of the $4D$ lattice and $\theta_{\mu\nu}$ is the phase associated to the plaquette in the $\mu - \nu$ plane starting at (\vec{x}, t) . The model has a critical point at $\beta_c \simeq 1.01$, which is usually believed to be weak first order, separating two different phases: for $\beta < \beta_c$ the system is in a disordered phase with condensation of magnetic monopoles and confinement of electric charges; for $\beta > \beta_c$ the condensation of magnetic charge disappears and the system goes to the usual Coulomb phase.

The magnetically charged operator $\mu(\vec{y}, t_0)$, whose expectation value detects dual superconductivity, creates a

magnetic monopole in \vec{y} at time t_0 by shifting the quantum gauge fields by the monopole vector potential and can be written (see Ref. [10] for details) as

$$\mu(\vec{y}, t_0) = \exp \left[i \frac{1}{e} \int d^3x \vec{E}(\vec{x}, t_0) \vec{b}(\vec{x} - \vec{y}) \right]. \quad (6)$$

It can be discretized on the lattice as follows:

$$\mu = e^{\beta \sum_{\vec{x}, i} (\cos(\theta_{0i}(\vec{x}, t_0) - b_i(\vec{x} - \vec{y})) - \cos(\theta_{0i}(\vec{x}, t_0)))} \equiv e^{-\beta \Delta S} \quad (7)$$

where θ_{0i} are the phases of the temporal plaquettes, corresponding to the electric field in the (naïve) continuum limit. If we define the modified action

$$\begin{aligned} \tilde{S} = & \sum_{\vec{x}, t \neq t_0, (\mu\nu)} (1 - \cos(\theta_{\mu\nu})) \\ & + \sum_{\vec{x}, i} (1 - \cos(\theta_{0i}(\vec{x}, t_0) - b_i(\vec{x} - \vec{y}))) = S + \Delta S \end{aligned} \quad (8)$$

which differs from the usual Wilson action S only on the timeslice where the magnetic monopole has been created, the expectation value of μ can then be rewritten as

$$\langle \mu(\vec{y}, t) \rangle = \tilde{Z}(\beta) / Z(\beta); \quad \tilde{Z}(\beta) = \int [d\theta] \exp(-\beta \tilde{S}) \quad (9)$$

Measuring $\langle \mu(\vec{y}, t) \rangle$ in a Monte Carlo (MC) simulation can be extremely difficult [10]: μ is exponentially suppressed on typical configurations of the statistical ensemble and gets significant contributions only on those configurations having very small statistical weight (which are poorly sampled in a finite MC simulation). The difficulty increases with the system size as the two distributions corresponding to Z and \tilde{Z} shrink towards non overlapping delta functions in the configuration space.

Our proposal is to make a direct determination of the ratio of partition functions in Eq. (9) by using intermediate distribution functions having a reasonable overlap with both statistical ensembles corresponding to Z and \tilde{Z} : our method has many similarities with strategies adopted in the computation of analogous order parameters [23, 24]. As a first step we rewrite the ratio in Eq. (9) as the product of N distinct ratios:

$$\frac{\tilde{Z}}{Z} = \frac{Z_N}{Z_{N-1}} \frac{Z_{N-1}}{Z_{N-2}} \cdots \frac{Z_1}{Z_0} \quad (10)$$

where $Z_N \equiv \tilde{Z}$, $Z_0 \equiv Z$ and Z_k is defined in terms of an action S_k which is an interpolation between S and \tilde{S} :

$$Z_k \equiv \int [d\theta] e^{-\beta S_k}; \quad S_k \equiv \frac{N-k}{N} S + \frac{k}{N} \tilde{S}. \quad (11)$$

The idea is to compute each single ratio by a different Monte Carlo simulation: the difficulty of dealing with N simulations should be greatly compensated by the increased overlap in the distributions corresponding to each

couple of partition functions, leading to a benefit which increases exponentially with N . As a second step to further improve the overlap, we compute each single ratio on the r.h.s. of Eq. (10) using an intermediate distribution:

$$\frac{Z_{k+1}}{Z_k} = \frac{\langle \exp(-\beta \Delta S / 2N) \rangle_{k+1/2}}{\langle \exp(\beta \Delta S / 2N) \rangle_{k+1/2}} \quad (12)$$

where each expectation value is computed with the action

$$S_{k+1/2} \equiv (1 - (k+1/2)/N) S + ((k+1/2)/N) \tilde{S} \quad (13)$$

Since both expectation values in Eq. (12) are computed with the same MC simulation, we make use of a jack-knife analysis to get a reliable error on Z_{k+1}/Z_k . The final uncertainty on \tilde{Z}/Z is then obtained by standard error propagation since each single ratio on the r.h.s. of Eq. (10) is obtained by an independent MC simulation.

Our technique resembles very closely the well known snake algorithm [24] in rewriting the original ratio \tilde{Z}/Z as a product of intermediate ratios, but differs from it in the choice of the intermediate partition functions. Our choice is not particularly related to the model or topological excitations taken into account, so that it can be applied in a straightforward way to a wider class of problems in Lattice Field Theory and Statistical Mechanics.

Regarding the choice of boundary conditions (b.c.), that will be done in a consistent equal way for both Z and \tilde{Z} in Eq. (9), as well as for all the intermediate partition functions in Eq. (10). We make use of both periodic and free b.c. in the spatial directions: while one could naïvely expect a substantial difference between the two choices in presence of a magnetic charge, we will show that, in the confined phase where $\langle \mu \rangle \neq 0$, they lead to the same thermodynamical limit: that is the correct expectation in presence of dual superconductivity since the vacuum does not have a well defined magnetic charge and a magnetic monopole is completely screened. Regarding the temporal direction, a consistent usual choice for $\langle \mu \rangle$ [10] is that of periodic b.c. for Z and C^* b.c. for \tilde{Z} . We avoid that choice since it would lead us to intermediate actions with inconsistent mixed b.c.; we instead use either free or periodic b.c. for both Z and \tilde{Z} , showing again that the choice is inessential when $\langle \mu \rangle \neq 0$.

Numerical results – As a first test of our proposal we compare the naïve computation of $\langle \mu \rangle$, *i.e.* performed with a single MC simulation sampling with the Wilson action S , with our method using $N = 1$: we use a small lattice (4^4) with free b.c. at $\beta = 0.8$ and a statistics of 10^7 measurements for both determinations obtaining $\langle \mu \rangle = 1.14(18)$ with the naïve computation and $\langle \mu \rangle = 0.868(3)$ with our method. Apart from the big improvement in the statistical error (a factor 60), much is learned by looking at the distributions of the observables $\exp(-\beta \Delta S)_S$ and $\exp(\pm \beta \Delta S / 2)_{(S+\tilde{S})/2}$ (the subscript indicates the action used for sampling) which are used in the computation (see Eq. 12). In Fig. 1 we plot, for graphical convenience,

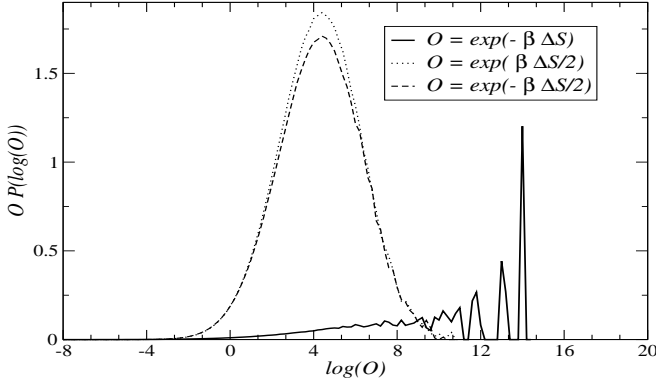


FIG. 1: Statistical distributions of the observable involved in the computations on the 4^4 lattice at $\beta = 0.8$.

the logarithmic distribution times the observable itself for the three cases: the integral of each curve gives the expectation value of the relative observable. It is clear that in computing $\langle \exp(-\beta \Delta S) \rangle_S$, most of the contribution comes from a region which is very badly sampled: on larger lattices the problem worsens rapidly and a naïve determination of $\langle \mu \rangle$ is unfeasible. The improvement obtained with our method is apparent even with $N = 1$.

In Fig. 2 we show a determination of $\langle \mu \rangle$ for several values of N on a lattice 16^4 with free b.c. at $\beta = 0.8$: for each determination a comparable whole statistics of $N \times N_{\text{meas}} = 3.2 \cdot 10^5$ measurements has been used, so that the error on $\langle \mu \rangle$ is an indication of the efficiency as a function of N ; in Fig. 3 we report the intermediate ratios Z_{k+1}/Z_k (see Eq. 10) used for each measurement. While the intermediate ratios are strongly dependent on N , $\langle \mu \rangle$ is not, thus confirming the absence of uncontrolled systematic errors. The statistical error rapidly changes for small values of N , but then stabilizes, indicating that a value $N \sim O(10)$ saturates the improvement.

As an application of our method we analyse some relevant features of the disorder parameter, starting with a study of its thermodynamical limit in the confined phase. In Fig. 4 we show $\langle \mu \rangle$ determined with both free and pe-

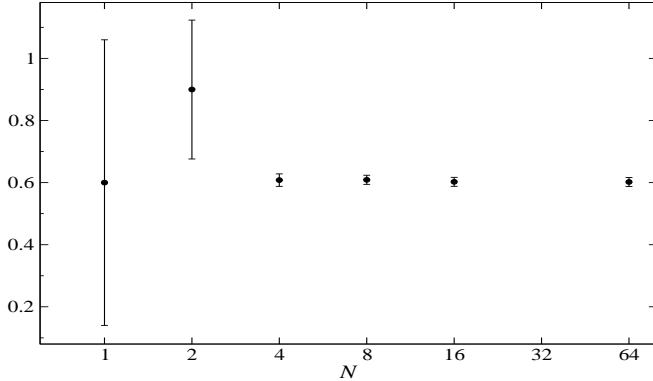


FIG. 2: Determination of $\langle \mu \rangle$ on a lattice 16^4 with free b.c. at $\beta = 0.8$ as a function of N .

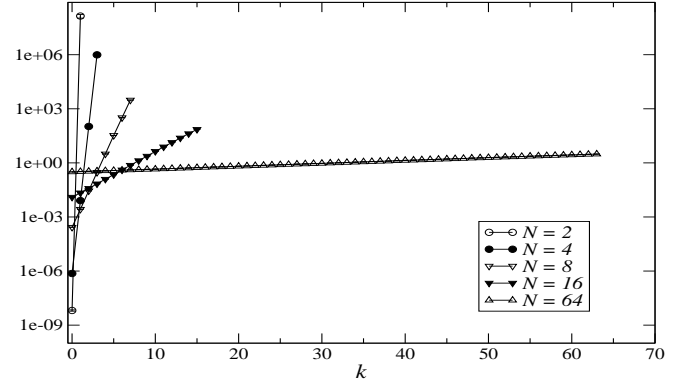


FIG. 3: Intermediate ratios Z_{k+1}/Z_k used for the determinations reported in Fig. 2.

	\mathcal{O}	\mathcal{O}^2	\mathcal{O}^4
$\langle \mu(\vec{0}, 0) \rangle$	0.439(12)	0.193(11)	0.037(4)
$\langle \bar{\mu}(\vec{0}, t) \mu(\vec{0}, 0) \rangle$	0.182(7)	0.033(3)	
$\langle \bar{\mu}(\vec{z}, 0) \mu(\vec{0}, 0) \rangle$	0.183(12)	0.033(4)	
$\langle \bar{\mu}(\vec{z}, 0) \bar{\mu}(\vec{0}, t) \mu(\vec{z}, t) \mu(\vec{0}, 0) \rangle$	0.037(6)		

TABLE I: Determination at $\beta = 0.8$ of $\langle \mu \rangle$, of its spatial and temporal 2-point function (second and third row) and of its mixed 4-point function (last row), with $t = 8$ and $\vec{z} = (0, 0, 8)$. Within errors all measurements are compatible with the hypothesis that the correlators are already in their asymptotic regime governed by cluster property.

riodic b.c. at $\beta = 0.5$ as a function of the lattice size L . A fit according to $\langle \mu \rangle = A + B/L$ gives $A = 0.945(6)$ and $B = 0.31(6)$ with free b.c. ($\chi^2 = 0.5$) and $A = 0.940(6)$ and $B = 0.2(6)$ with periodic b.c. ($\chi^2 = 0.8$). In both cases $\langle \mu \rangle$ has a well defined thermodynamical limit, which does not depend (within numerical errors) on the b.c. chosen: that is the correct expected behaviour in the phase where the dual symmetry is broken and magnetic charge is completely screened. A further confirmation of screening comes from the study of cluster property in the correlation functions. In Table I various temporal and spatial correlators of μ computed using periodic b.c. are reported and compared to relations obtained assuming

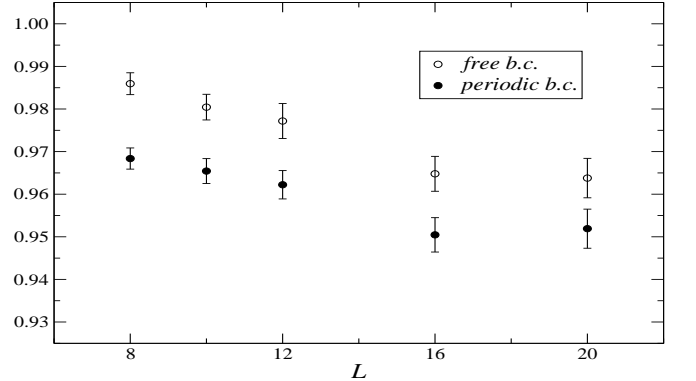


FIG. 4: $\langle \mu \rangle$ at $\beta = 0.5$ as a function of the lattice size L determined with both free and periodic b.c.

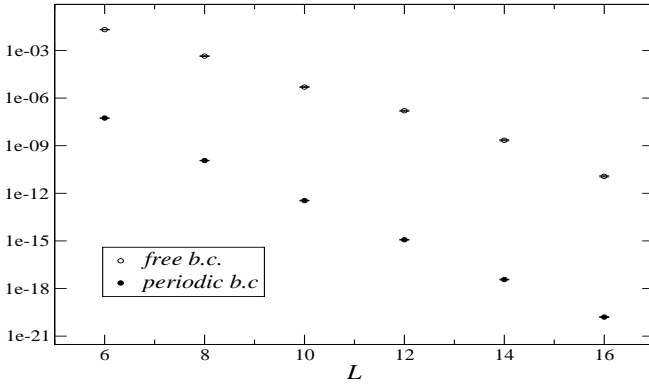


FIG. 5: $\langle\mu\rangle$ at $\beta = 1.1$ as a function of the lattice size L determined with both free and periodic b.c.

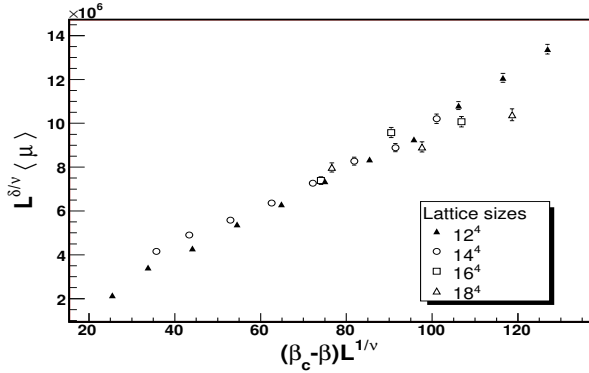


FIG. 6: F.s.s. analysis of $\langle\mu\rangle$ around the phase transition

cluster property, which seems to be nicely verified.

Results are quite different in the deconfined phase. In Fig. 5 we show $\langle\mu\rangle$ as a function of L at $\beta = 1.1$. In this case the determinations with free and periodic b.c. differ from each other, both going to zero exponentially with the lattice size L . This is the correct expected behavior in the phase with magnetic charge superselection [10, 25].

Finally we consider the critical behaviour of the disorder parameter close to the phase transition, regulated by the corresponding critical index, $\langle\mu\rangle \simeq \tau^\delta$, where τ is the reduced temperature. That translates in the following ansatz for the finite size scaling (f.s.s.) behaviour of $\langle\mu\rangle$ around the transition

$$\langle\mu\rangle = L^{-\frac{\delta}{\nu}} \phi\left((\beta_c - \beta)L^{1/\nu}\right) \quad (14)$$

where ϕ is a scaling function. With this ansatz we try to obtain information on the critical indexes by determining $\langle\mu\rangle$ close to the phase transition on several different lattice sizes. Fixing the known value of $\beta_c = 1.011$ and $\nu = 1/d$ as appropriate for a weak first order transition, we obtain a reasonable scaling with $\delta \sim 2.3$: the quality of our f.s.s. analysis is shown in Fig. 6.

In summary, we have proposed a new method for the computation of disorder parameters and applied it to the study of the parameter for dual superconductivity in $4d$ compact $U(1)$ gauge theory. We have determined some

relevant features of $\langle\mu\rangle$ both in the confined and in the Coulomb phase; a careful analysis of its critical properties could help in clarifying the nature of the phase transition at zero as well as at finite temperature [26]. The generality of our method permits its straightforward application to similar problems: the study of order-disorder transitions in statistical models and of dual superconductivity in non Abelian gauge theories are relevant examples which we will consider in the next future.

We thank A. Di Giacomo, A. D'Alessandro and G. Paffuti for useful comments and discussions. L.T. thanks the Physics Department of the University of Genova for hospitality during the initial stages of this work. Numerical simulations have been run on a PC farm at INFN-Genova and on the ECM cluster of the University of Barcelona. This work has been partially supported by MIUR.

-
- [1] H.A. Kramers, G.H. Wannier, Phys. Rev. **60**, 252 (1941).
 - [2] L.P. Kadanoff, H. Ceva, Phys. Rev. B **3**, 3918 (1971).
 - [3] G. 't Hooft, in "High Energy Physics", EPS International Conference, Palermo 1975, ed. A. Zichichi.
 - [4] S. Mandelstam, Phys. Rept. **23**, 245 (1976).
 - [5] G. Parisi, Phys. Lett. B **60**, 93 (1975).
 - [6] J. Frohlich, P.A. Marchetti, Europhys. Lett. **2**, 933 (1986); Commun. Math. Phys. **112**, 343 (1987).
 - [7] J. Frohlich, T. Spencer, Commun. Math. Phys. **83**, 411 (1982).
 - [8] E. C. Marino, B. Schroer, J. A. Swieca, Nucl. Phys. **B200**, 473 (1982).
 - [9] L. Del Debbio, A. Di Giacomo, G. Paffuti, Phys. Lett. B **349**, 513 (1995).
 - [10] A. Di Giacomo, G. Paffuti, Phys. Rev. D **56**, 6816 (1997).
 - [11] A. Di Giacomo *et al.*, Phys. Rev. D **61**, 034503 (2000); Phys. Rev. D **61**, 034504 (2000).
 - [12] J. M. Carmona *et al.*, Phys. Rev. D **64**, 114507 (2001).
 - [13] J. M. Carmona *et al.*, Phys. Rev. D **66**, 011503 (2002).
 - [14] M. D'Elia *et al.*, Phys. Rev. D **71**, 114502 (2005).
 - [15] M.N. Chernodub, M.I. Polikarpov, A.I. Veselov, Phys. Lett. B **399**, 267 (1997).
 - [16] P. Cea, L. Cosmai, JHEP **0111**, 064 (2001).
 - [17] P. Cea, L. Cosmai, M. D'Elia, JHEP **0402**, 018 (2004).
 - [18] J. Frohlich, P.A. Marchetti, Phys. Rev. D **64**, 014505 (2001).
 - [19] G. Di Cecio *et al.*, Nucl. Phys. **B489**, 739 (1997); A. Di Giacomo, D. Martelli, G. Paffuti, Phys. Rev. D **60**, 094511 (1999); J. M. Carmona, A. Di Giacomo, B. Lucini, Phys. Lett. B **485**, 126 (2000).
 - [20] G. 't Hooft, Nucl. Phys. **B138**, 1 (1978).
 - [21] L. Tagliacozzo, hep-lat/0603022.
 - [22] A. D'Alessandro *et al.*, hep-lat/0607014.
 - [23] T.G. Kovacs, E.T. Tomboulis, Phys. Rev. Lett. **85**, 704 (2000); C. Hoelbling, C. Rebbi, V. A. Rubakov, Phys. Rev. D **63**, 034506 (2001).
 - [24] Ph. de Forcrand *et al.*, Phys. Rev. Lett. **86**, 1438 (2001).
 - [25] M. D'Elia *et al.*, Phys. Rev. D **69**, 077504 (2004).
 - [26] B.A. Berg, A. Bazavov, hep-lat/0605019; M. Vettorazzo, Ph. de Forcrand, Phys. Lett. B **604**, 82 (2004).