

Chiral transition and deconfinement in QCD

M. D'Elia^a, A. Di Giacomo^{*b}, C. Pica^b

^aDipartimento di Fisica dell'Università di Genova and INFN, Via Dodecaneso 33, I-16146, Genova, Italy

^bDipartimento di Fisica dell'Università di Pisa and INFN, Largo Pontecorvo 2, I-56127 Pisa, Italy

The study of QCD with two light dynamical fermions is of fundamental importance to understand the mechanism of color confinement. We present results of a numerical investigation on the order of the chiral phase transition with $N_f = 2$ by use of a novel strategy in finite size scaling analysis. We compare the critical behaviour of the specific heat, of the chiral susceptibility and of the equation of state with the possible critical behaviours. A second order transition in the $O(4)$ and $O(2)$ universality classes are excluded by our data and substantial evidence emerges for a first order transition. Like in most of previous works we have used the standard staggered action with $L_t = 4$: possible scaling violations and the need for further studies are discussed.

1. Introduction

The study of the deconfinement transition in presence of two light degenerate dynamical quarks ($N_f = 2$) is of special interest: the system is a good approximation to Nature and it is very interesting also from a theoretical point of view. A sketch of the phase diagram for $N_f = 2$ is shown in Fig. 1: m is the quark mass and μ is the baryon chemical potential.

In the $\mu = 0$ plane, quarks decouple in the limit $m \rightarrow \infty$ and the system tends to the quenched limit, where the deconfining transition is an order-disorder first order phase transition; Z_3 is an associated symmetry and the Polyakov line $\langle L \rangle$ is an order parameter. The inclusion of dynamical quarks explicitly breaks the Z_3 symmetry and $\langle L \rangle$ is not a good order parameter, even if it works as such for quarks masses down to $m \simeq 2.5 - 3$ GeV.

At $m \simeq 0$ a chiral phase transition takes place at a critical temperature $T_c \simeq 170$ MeV, from a low temperature phase in which chiral symmetry is spontaneously broken to a high temperature phase in which it is restored: the corresponding order parameter in this case is the chiral condensate $\langle \bar{\psi}\psi \rangle$. Also the $U_A(1)$ symmetry, which is explicitly broken by the axial anomaly, is expected to be effectively restored at some tempera-

ture $T_A \geq T_c$. Empirically also the Polyakov line has a rapid increase at the same transition temperature as for chiral symmetry, indicating deconfinement: it is not clear which relation exists between the chiral transition and the deconfining transition. The transition line depicted in Fig. 1 is defined by the maxima of a number of susceptibilities (C_V , χ_m , ...), which indicate a rapid variation of the corresponding parameters across the line: the positions of these maxima all coincide within errors.

At $m \simeq 0$ it is possible to perform a renormalization group analysis plus ϵ -expansion techniques, assuming that the relevant degrees of freedom for the chiral transition are scalar and pseudoscalar fields [1,2,3]. The result is that if the $U_A(1)$ symmetry is effectively restored, *i.e.* if the η' mass vanishes at T_c , then there is no IR stable fixed point and the phase transition is first order; if this is not the case an IR fixed point exists, which can produce a second order phase transition in the $O(4)$ universality class.

If the first case is realized, the transition is first order also at $m \neq 0$ and most likely up to $m = \infty$. In the second case a phase transition is present only at $m = 0$, while a continuous crossover takes place as $m \neq 0$: that means that one can move continuously from confined to deconfined and that no true order parameter exists. However this would be in contradiction with the

*Speaker at the Conference

experimental knowledge we have about confinement: indeed the upper limit on the number of free quarks per proton is $R = n_q/n_p \leq 10^{-27}$, while $R \sim 10^{-12}$ is expected from the Standard Cosmological Model. A reduction factor 10^{-15} is difficult to explain in natural ways unless $R = 0$, which means that confinement is related to some symmetry of the QCD vacuum and therefore the deconfining transition is associated to a change of symmetry of the vacuum, *i.e.* it is an order-disorder phase transition rather than a continuous crossover.

The determination of the order of the chiral transition for $N_f = 2$ is therefore a fundamental issue, which can be settled by numerical simulations of lattice QCD. The problem has been investigated by several groups with staggered [4,5,6,7,8,9,10] and Wilson [11] fermions. The strategy used has been either to look for signs of discontinuity at the transition, or to study the scaling with respect to m of different susceptibilities and of the magnetic equation of state. No clear discontinuities have been observed, but also no conclusive agreement of scaling with $O(4)$ critical indexes. A general tendency exists however in the community to consider the chiral transition second order, and the line of Fig. 1 a crossover. We present the results of a big numerical effort using large lattices, made in order to clarify the issue. A full account of our results can be found in [12]. Like most of the other works we use non improved Kogut–Susskind action, lattices $4 \times L_s^3$

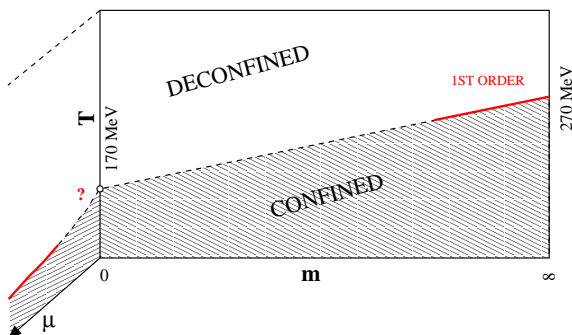


Figure 1. Schematic phase diagram of $N_f = 2$ QCD.

with $L_s = 12, 16, 20, 24, 32$, and the non exact R hybrid algorithm for $N_f = 2$ [13]. Scaling violations are expected and a more careful study with $L_t = 6$, with an improved action and algorithm is planned in order to control them.

2. Results

The theoretical tool to investigate the order of a phase transition is finite size scaling. The extrapolation from finite size L_s to the thermodynamical limit is governed by critical indexes, which identify the order and the universality class of the transition.

Approaching the transition, for a higher order or weak first order transition, the correlation length of the order parameter ξ goes large compared to the lattice spacing a , so that the dependence of physical quantities on a/ξ can be neglected. More precisely, if \mathcal{L}/kT is the effective action (density of free energy)

$$\frac{\mathcal{L}}{kT} \simeq L_s^{-d} \phi \left(\frac{a}{\xi}, \frac{L_s}{\xi}, am_q L_s^{y_h} \right) \quad (1)$$

the dependence on a/ξ disappears as T_c is approached, since ξ diverges as

$$\xi \simeq_{\tau \rightarrow \infty} \tau^{-\nu} \quad (2)$$

where $\tau \equiv 1 - \frac{T}{T_c}$. Therefore around the chiral transition the system has two fundamental lengths: the correlation length ξ and the inverse quark mass $1/m_q$. The variable L_s/ξ can be traded with $\tau L_s^{1/\nu}$ and the scaling law follows

$$\frac{\mathcal{L}}{kT} \simeq L_s^{-d} \phi \left(\tau L_s^{1/\nu}, am_q L_s^{y_h} \right). \quad (3)$$

As $\tau \rightarrow 0$ irrelevant terms can be neglected and the correlators of the order parameter describe the thermodynamics. The most important quantity is however the specific heat, which shows the correct critical behaviour independently of the identification of the order parameter.

The following scaling laws hold for the the specific heat and for the susceptibility of the order parameter

$$C_V - C_0 \simeq L_s^{\alpha/\nu} \phi_c \left(\tau L_s^{1/\nu}, am_q L_s^{y_h} \right); \quad (4)$$

$$\chi \simeq L_s^{\gamma/\nu} \phi_\chi \left(\tau L_s^{1/\nu}, am_q L_s^{y_h} \right). \quad (5)$$

C_0 stems from an additive renormalization. It is also possible to write them in the alternative form

$$C_V - C_0 \simeq L_s^{\alpha/\nu} \tilde{\phi}_c \left(\tau(am_q)^{-1/(\nu y_h)}, am_q L_s^{y_h} \right) \quad (6)$$

$$\chi \simeq L_s^{\gamma/\nu} \tilde{\phi}_\chi \left(\tau(am_q)^{-1/(\nu y_h)}, am_q L_s^{y_h} \right). \quad (7)$$

The phase transition is characterized by the critical indexes: the values relevant to our analysis are listed in Table 1. $O(4)$ is the symmetry expected if the transition is second order, However lattice discretization can break it down to $O(2)$ for Kogut–Susskind fermions [7] at non zero lattice spacing.

Finite size scaling analysis is made difficult by the presence of two independent scales. In the previous literature the assumption has been usually made that the volume is large enough so to neglect the dependence on L_s : since at fixed am_q , β the susceptibilities must be analytic in the thermodynamical limit, as L_s goes large the dependence on $am_q L_s^{y_h}$ must cancel the dependence on L_s in front of the scaling functions in Eqs. (4) and (5). It follows that

$$C_V - C_0 \simeq (am_q)^{-\alpha/(\nu y_h)} f_c \left(\tau(am_q)^{-1/(\nu y_h)} \right) \quad (8)$$

$$\chi \simeq (am_q)^{-\gamma/(\nu y_h)} f_\chi \left(\tau(am_q)^{-1/(\nu y_h)} \right). \quad (9)$$

The peak values of $(C_V - C_0)$ and of χ should then scale as

$$(C_V - C_0)_{\max} \propto (am_q)^{-\alpha/(\nu y_h)} \quad (10)$$

$$\chi_{\max} \propto (am_q)^{-\gamma/(\nu y_h)}$$

as $am_q \rightarrow 0$. The pseudocritical couplings, *i.e.* the positions of the maxima, should instead scale as

$$\tau(am_q)^{-1/(\nu y_h)} = \text{const}. \quad (11)$$

Table 1
Critical exponents.

	y_t	y_h	ν	α	γ
$O(4)$	1.34	2.49	0.75	-0.23	1.48
$O(2)$	1.49	2.49	0.67	-0.01	1.33
MF	3/2	9/4	2/3	0	1
$1^{st} Order$	3	3	1/3	1	1

One can also consider to keep $\tau L_s^{1/\nu}$ fixed while taking $aL_s \gg 1/m_\pi$. This assumption should work better if L_s is still comparable to the correlation length, which may be the case close enough to the critical point. In this case the scaling laws are

$$C_V - C_0 \simeq (am_q)^{-\alpha/(\nu y_h)} f_c \left(\tau L_s^{1/\nu} \right) \quad (12)$$

$$\chi \simeq (am_q)^{-\gamma/(\nu y_h)} f_\chi \left(\tau L_s^{1/\nu} \right). \quad (13)$$

Eqs. (10) stay unchanged, the positions of the maxima scale as

$$\tau L_s^{1/\nu} = \text{const} \quad (14)$$

while the widths of the peaks in this case are volume dependent.

We have instead followed a novel strategy which does not rely on any assumption: in order to reduce the problem to one scale we have kept fixed one of the scaling variables and we have studied the dependence on the other. As one can see in Table 1, the index y_h is the same for $O(4)$ and $O(2)$ symmetry. We have therefore made a number of simulations at different values of L_s and am_q keeping $am_q L_s^{y_h}$ fixed and assuming $y_h = 2.49$ which corresponds to $O(4)$ or $O(2)$. In this way as L_s is increased, $am_q \rightarrow 0$, so that the infinite volume limit corresponds to the chiral transition at $am_q = 0$.

From Eqs. (4) and (5) it follows that the maxima at constant $am_q L_s^{y_h}$ scale as

$$(C_V - C_0)_{\max} \propto L_s^{\alpha/\nu} \quad (15)$$

$$\chi_{\max} \propto L_s^{\gamma/\nu}.$$

as $L_s \rightarrow \infty$ and their positions scale as

$$\tau L_s^{1/\nu} = \text{const} \quad (16)$$

If $O(4)$ or $O(2)$ is the correct symmetry, the values of α/ν and γ/ν should be consistent with the corresponding values listed in Table 1.

We have run two such sets of Monte Carlo simulations, called in the following Run1 and Run2, with $am_q L_s^{y_h} = 74.7$ and $am_q L_s^{y_h} = 149.4$ respectively. The spatial lattice sizes L_s used for each of the two sets are $L_s = 12, 16, 20, 32$, the standard hybrid R algorithm [13] has been used to update configurations.

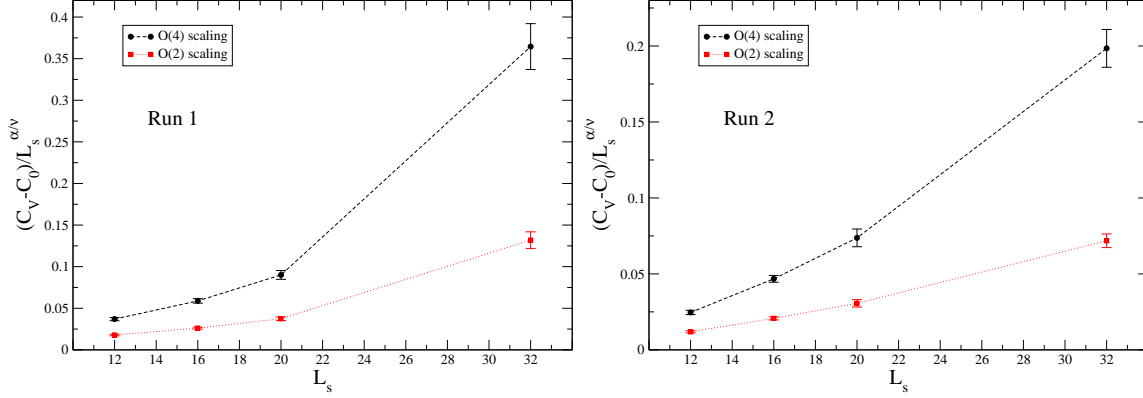


Figure 2. Specific heat peak value for Run1 (left) and for Run2 (right), divided by the appropriate powers of L_s to give a constant. Both the $O(4)$ and $O(2)$ critical behaviors are displayed.

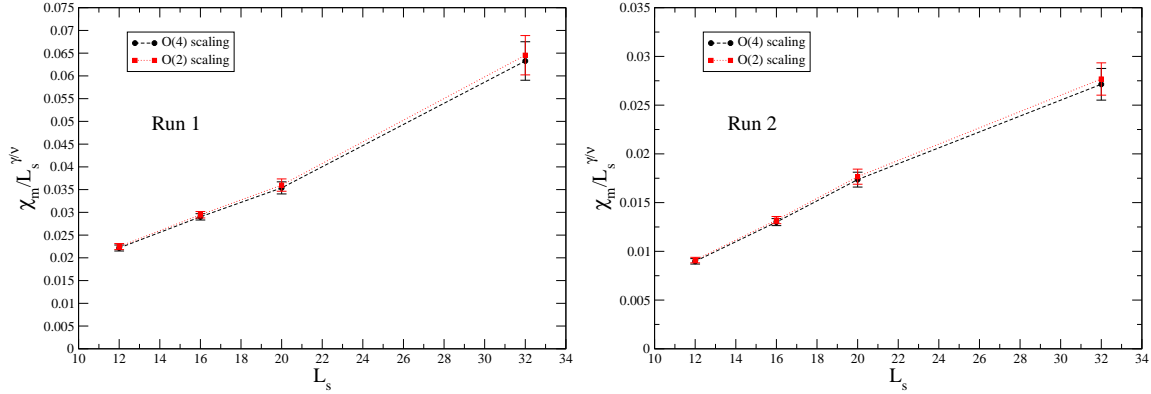


Figure 3. The same as figure 2 for the chiral susceptibility χ_m .

In Figs. 2 and 3 we show the peak values of the specific heat and of the chiral susceptibility, divided by the power of L_s appropriate for $O(4)$ or $O(2)$, as a function of L_s (see Eq. 15): scaling is clearly violated, $O(4)$ and $O(2)$ universality classes are excluded by our data.

An alternative way to investigate the order of a phase transition is to study the scaling of pseudocritical couplings: one can try the two alternative scaling laws of Eq. (14), *i.e.* $\tau_c = k_\tau L_s^{1/\nu}$, or of Eq. (11), *i.e.* $\tau_c = k'_\tau (am_q)^{1/(\nu y_h)}$. One has to be careful in defining the reduced temperature τ in presence of dynamical fermions, since in this case the physical temperature $T = 1/(L_t a(\beta, m_q))$ is a

function of both β and am_q , so that the reduced temperature τ can be expanded as a power series in $(\beta - \beta_0)$ and in am_q , where β_0 is the chiral critical coupling. Only the linear term in β was considered in the previous literature. We have found that the following terms are sufficient to fit the data

$$\begin{aligned} \tau &\propto (\beta_0 - \beta) + k_m am_q + \\ &+ k_{m^2} (am_q)^2 + k_{m\beta} am_q (\beta_0 - \beta). \end{aligned} \quad (17)$$

As a result of our analysis we have found that it is not possible, within the present mass range, to discriminate among the various possible critical behaviours by looking at pseudocritical couplings only. We would like to remark that the inclusion

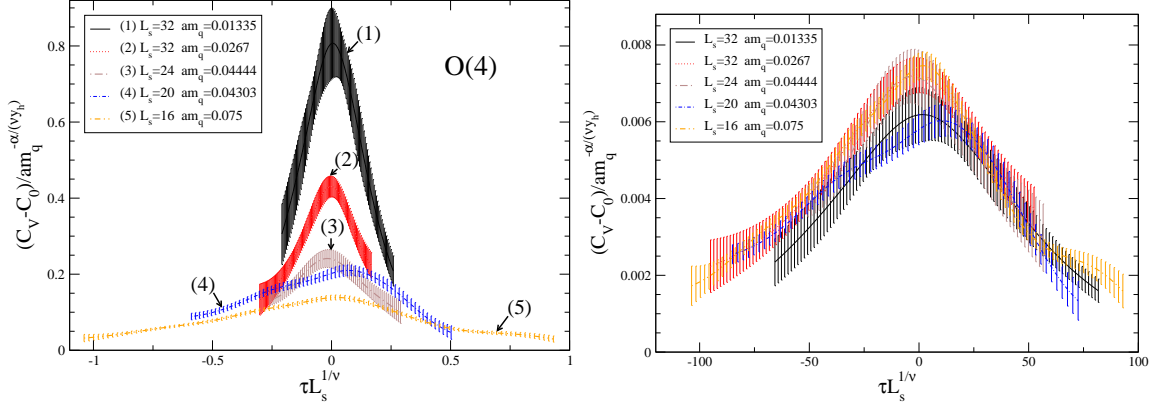


Figure 4. Comparison of specific heat scaling, Eq.12, for $O(4)$ (left) and first order (right).

of other terms in Eq. (17), besides the one linear in β solely considered in previous literature, is crucial to obtain any scaling at all.

We have also tried to make a scaling analysis in the same way as done in previous literature, *i.e.* supposing that the lattice size is much larger than all other relevant physical lengths. No universality class is chosen a priori in this case and one can test all the possible critical behaviours. We have found that assuming that $aL_s \gg 1/m_\pi$ but still $L_s \sim \xi$, *i.e.* Eqs. (12), (13) works better: this is reasonable around the critical point, where ξ goes large. We have added to the data from Run1 and Run2, those from two other simulations performed at $L_s = 16$, $am_q = 0.01335$ and $L_s = 24$, $am_q = 0.04444$. In Fig.4 we show the scaling obtained for the specific heat peak: $O(4)$ is again clearly excluded, while a good agreement is found with a weak first order critical behaviour. An analogous behaviour is observed for the chiral susceptibility.

As a further test of scaling we check the equation of state

$$\langle \bar{\psi}\psi \rangle \simeq m^{1/\delta} f(\tau(am_q)^{-1/(\nu y_h)}) \quad (18)$$

No scaling whatsoever is observed, neither $O(4)$ - $O(2)$ nor first order, if the raw measured data are introduced in Eq.(5). After a proper subtraction [12] we have instead studied the following scaling law

$$\langle \bar{\psi}\psi \rangle - \langle \bar{\psi}\psi \rangle_0 = (am_q)^{1/\delta} F(\tau(am_q)^{-1/(\nu y_h)}) \quad (19)$$

Results are shown in Fig. 5: again the first order behaviour describes well the data while the second order is excluded.

3. Conclusions

We have argued that the study of the order of the chiral phase transition for $N_f = 2$ is of fundamental importance to understand confinement. By adopting a novel finite size scaling strategy which reduces the analysis to a one scale problem, we have been able to show clear incompatibility of our data with $O(4)$ ($O(2)$) second order critical behaviour. After introducing the correct definition of the reduced temperature, we have shown that the analysis of pseudocritical coupling alone cannot discern between the possible critical behaviours.

We have also repeated the same finite size scaling analysis performed in previous literature, *i.e.* assuming that the thermodynamical limit has been reached, and again we have found disagreement with $O(4)$ ($O(2)$) second order critical behaviour and consistency with a weak first order critical behaviour both in the scaling of susceptibilities and in the equation of state. This would be in agreement with confinement being an absolute property of matter related to some symmetry and with the deconfining transition being order-disorder, even if we have still not found any clear evidence for discontinuities in physical observables.

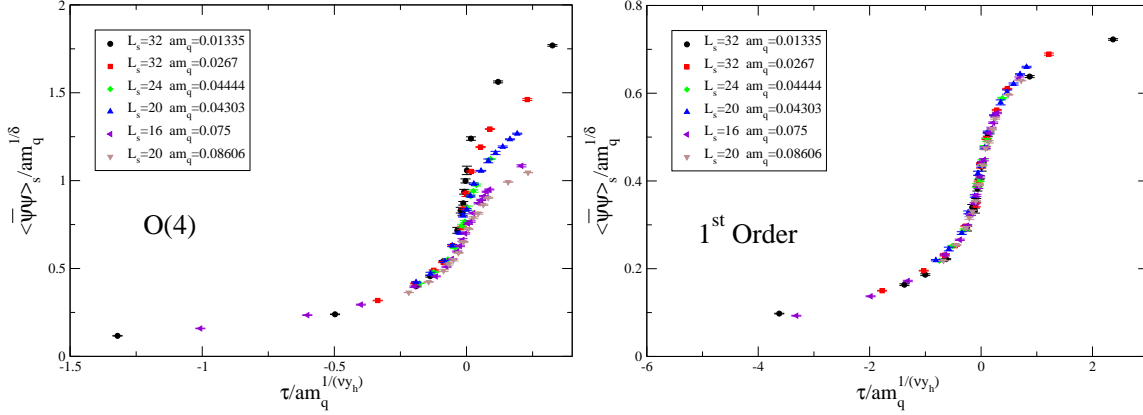


Figure 5. Scaling of the equation of state for $O(4)$ (left) and first order (right).

We would like to remark that our simulations, like in most of previous works, have been performed with the standard staggered action at $L_t = 4$ and with the non exact Hybrid R algorithm: scaling corrections could be important in this case and the issue is surely still open: we plan in the future to investigate it more deeply by making simulations with improved actions and algorithms and with $am_q L_s^{y_h}$ fixed according to first order.

Acknowledgements

This work has been partially supported by MIUR, Program “Frontier problems in the Theory of Fundamental Interactions”.

REFERENCES

1. R. D. Pisarski and F. Wilczek, Phys. Rev. D **29**, 338 (1984).
2. F. Wilczek, Int. J. Mod. Phys. A **7**, 3911 (1992).
3. K. Rajagopal and F. Wilczek, Nucl. Phys. B **399**, 395 (1993).
4. M. Fukugita, H. Mino, M. Okawa and A. Ukawa, Phys. Rev. Lett. **65**, 816 (1990).
5. M. Fukugita, H. Mino, M. Okawa and A. Ukawa, Phys. Rev. D **42**, 2936 (1990).
6. F. R. Brown, F. P. Butler, H. Chen, N. H. Christ, Z. Dong, W. Schaffer, L. I. Unger

- and A. Vaccarino, Phys. Rev. Lett. **65**, 2491 (1990).
7. F. Karsch, Phys. Rev. D **49**, 3791 (1994).
8. F. Karsch and E. Laermann, Phys. Rev. D **50**, 6954 (1994).
9. S. Aoki et al. (JLQCD collaboration), Phys. Rev. D **57**, 3910 (1998).
10. C. Bernard, C. DeTar, S. Gottlieb, U. M. Heller, J. Hetrick, K. Rummukainen, R.L. Sugar and D. Toussaint, Phys. Rev. D **61**, 054503 (2000).
11. A. A. Khan et al. (CP-PACS collaboration), Phys. Rev. D **63**, 034502 (2001).
12. M. D’Elia, A. Di Giacomo and C. Pica, arXiv:hep-lat/0503030.
13. S. A. Gottlieb, W. Liu, D. Toussaint, R. L. Renken and R. L. Sugar, Phys. Rev. D **35**, 2531 (1987).