

# A lattice calculation of the pion form factor with Ginsparg-Wilson-type fermions

Stefano Capitani,<sup>\*</sup> Christof Gattringer,<sup>†</sup> and C. B. Lang<sup>‡</sup>  
(for the Bern-Graz-Regensburg (BGR) collaboration)

*Institut für Physik, FB Theoretische Physik  
Universität Graz, A-8010 Graz, Austria*

(Dated: November 18, 2005)

Results for Monte Carlo calculations of the electromagnetic vector and scalar form factors of the pion in a quenched simulation are presented. We work with two different lattice volumes up to a spatial size of 2.4 fm at a lattice spacing of 0.148 fm. The pion form factors in the space-like region are determined for pion masses down to 340 MeV.

PACS numbers: 11.15.Ha, 12.38.Gc

## I. INTRODUCTION

The ab-initio determination of hadronic properties is an important task of lattice QCD calculations. Following the impressive progress in the determination of the hadron mass spectrum, one went on to more advanced calculations, such as the determination of matrix elements. An important example is the electromagnetic pion form factor [1, 2, 3, 4, 5].

With the successful implementation of chiral symmetry, based on the Ginsparg-Wilson relation [6], also results at smaller quark masses are feasible. We present here a first-principles calculation for off-forward lattice matrix elements of operators that measure the vector and scalar form factors of the pion. We work with chirally improved fermions [7, 8], which constitute an approximate solution of the Ginsparg-Wilson relation and thus have improved chiral properties [9]. This approach allows us to reach a lower pion mass. Another convenient feature of chirally improved fermions is that the renormalization of the local current  $Z_V$  is quite close to 1 [10].

Preliminary results of our calculations have been presented in Ref. [11]. The quenched results for the vector form factor at the available transferred momenta lie close to the experimental curves. From our data for the form factors we can derive the charge radius of the pion as well as its scalar radius. The former comes out smaller than experiment, due to the too large value of the  $\rho$ -meson mass. The scalar radius appears to be sensitive to quenching and possibly to the contributions of the disconnected diagrams, which we do not include in our calculations.

## II. PION FORM FACTORS

The vector form factor  $F_\pi$  is defined by

$$\langle \pi^+(\mathbf{p}_f) | V_\mu | \pi^+(\mathbf{p}_i) \rangle_{\text{cont}} = (p_f + p_i)_\mu F_\pi(Q^2), \quad (1)$$

where  $Q^2 = (p_f - p_i)^2 \equiv -t$  is the space-like invariant momentum transfer squared, and

$$V_\mu = \frac{2}{3} \bar{u} \gamma_\mu u - \frac{1}{3} \bar{d} \gamma_\mu d \quad (2)$$

is the vector current.

The pion vector form factor is an analytic function of  $t$ . Its space-like values are determined from the values on the boundary of its analyticity domain, i.e., the cut along the positive real  $t$ -axis. Although it starts at  $t = 4m_\pi^2$ , significant contributions only come from the hadronic region, starting with the two-pion threshold at  $4m_\pi^2$ . Along the first part of the cut, until inelastic channels become important, due to unitarity the phase shift is essentially the p wave phase shift of the elastic two-pion channel. That region is dominated by the  $\rho$ -meson resonance. This feature has been exploited by various dispersion relation representations [12, 13, 14, 15].

Although there are further inelastic contributions from the four-pion channel, these remain tiny until the  $\pi\omega$  channel opens. There is also a small contribution from the isoscalar  $\omega$ , coupling through higher-order electromagnetic interactions. All these contributions show small effects on the near space-like region and can be safely neglected within the accuracy attained in our work.

The dominant contribution of the vector meson resonances has inspired the vector meson dominance (VMD) model, where the form factor in the space-like domain is approximated by a sum of poles in the time-like region,

$$F_\pi^{VMD} = \sum_V \frac{f_{V\pi\pi}}{f_{V\gamma}} \frac{m_V^2}{m_V^2 - t}. \quad (3)$$

In first approximation the coefficients are related to the coupling  $f_{V\pi\pi}$  of the vector meson to the two-pion state and its coupling to the photon,  $f_{V\gamma}$ .

<sup>\*</sup>Electronic address: stefano.capitani@uni-graz.at

<sup>†</sup>Electronic address: christof.gattringer@uni-graz.at

<sup>‡</sup>Electronic address: christian.lang@uni-graz.at

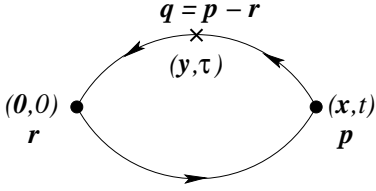


FIG. 1: Schematic diagram for the matrix element (9).

In QCD the large  $Q^2$  behavior in leading order [16] is given by

$$F_\pi(Q^2) \sim \frac{8\pi\alpha_s(Q^2)f_\pi^2}{Q^2}, \quad (4)$$

with  $\alpha_s$  the running coupling constant (logarithmic in the argument) and  $f_\pi$  the pion decay constant. In the  $Q^2$ -region accessible to us the logarithm is not identifiable and the VMD behavior provides a good approximation.

Due to electric charge conservation one has  $F_\pi(0) = 1$ . The mean charge radius squared is defined through

$$\begin{aligned} F_\pi(Q^2) &= 1 - \frac{1}{6} \langle r^2 \rangle_v Q^2 + \mathcal{O}(Q^4) \\ &\rightarrow \langle r^2 \rangle_v \equiv 6 dF_\pi(t)/dt|_{t=0}. \end{aligned} \quad (5)$$

The current PDG average for its value is  $0.45(1) \text{ fm}^2$  [17].

In the simplest VMD model with just the leading  $\rho$ -resonance one has (due to normalization)  $f_{\rho\pi\pi} = f_{\rho\gamma}$  and

$$\begin{aligned} F_\pi(Q^2) &= m_\rho^2/(m_\rho^2 - t) \\ &\rightarrow \langle r^2 \rangle_{v,\text{VMD}} = \frac{6}{m_\rho^2} \approx 0.39 \text{ fm}^2. \end{aligned} \quad (6)$$

The scalar form factor  $\Gamma_\pi$  is given by the matrix element of the scalar operator, i.e.,

$$\langle \pi^+(\mathbf{p}_f) | m_u \bar{u}u + m_d \bar{d}d | \pi^+(\mathbf{p}_i) \rangle = \Gamma_\pi(Q^2). \quad (7)$$

Within chiral perturbation theory the scalar form factor at  $Q^2 = 0$  is the so-called sigma term which behaves like  $\Gamma_\pi(0) \sim M_\pi^2$  near zero momentum transfer. The scalar radius squared  $\langle r^2 \rangle_s$  can be obtained from

$$\frac{\Gamma_\pi(Q^2)}{\Gamma_\pi(0)} = 1 - \frac{1}{6} \langle r^2 \rangle_s Q^2 + \mathcal{O}(Q^4). \quad (8)$$

For a detailed discussion of chiral perturbation theory in this context see [18].

### III. STRATEGY

In order to compute the form factors, we need to evaluate off-forward matrix elements (at several transferred

momenta), i.e., the expectation values of

$$\text{Tr} \left[ \sum_{\mathbf{y}; y_0=\tau} e^{i\mathbf{q}\cdot\mathbf{y}} S(0, y) O \sum_{\mathbf{x}; x_0=t} e^{-i\mathbf{p}\cdot\mathbf{x}} S(y, x) \gamma_5 S(x, 0) \gamma_5 \right], \quad (9)$$

where  $S(y, x)$  is the quark propagator from  $x$  to  $y$  and  $O$  denotes the operator inserted at  $y$ . We use the notation  $\mathbf{p} \equiv \mathbf{p}_f$ ,  $\mathbf{r} \equiv \mathbf{p}_i$  and denote the momentum transfer as  $\mathbf{q} = \mathbf{p} - \mathbf{r}$  (cf. Fig. 1).

The necessary matrix elements have been evaluated by using the sequential source method. The matrix element is then written as

$$\text{Tr} \left[ \sum_{\mathbf{y}; y_0=\tau} e^{i\mathbf{q}\cdot\mathbf{y}} S(0, y) O \Sigma(y, 0) \gamma_5 \right]. \quad (10)$$

The sequential propagator is defined as

$$\Sigma(y, 0) = \sum_{\mathbf{x}; x_0=t} e^{-i\mathbf{p}\cdot\mathbf{x}} S(y, x) \gamma_5 S(x, 0), \quad (11)$$

and can be easily computed by an additional inversion of the Dirac operator  $D$  for each choice of the final momentum  $\mathbf{p}$ ,

$$\sum_y D(z, y) \Sigma(y, 0) = e^{-i\mathbf{p}\cdot\mathbf{z}} \gamma_5 S(z, 0) \Big|_{z_0=t}. \quad (12)$$

Changing the properties of the sink requires the computation of new sequential propagators, and so simulating several final momenta, different field interpolators, or a different smearing for the sink rapidly becomes rather expensive. For this reason we have limited ourselves to only one value of the final momentum. An alternative version of the sequential source method, which builds the sequential propagator from the two propagators that sandwich the operator, would allow more values of the final momentum for free, but on the other hand it would require a new inversion of the Dirac operator for every new type of operator and for each different value of the momentum transfer. This is much less convenient in our situation because we consider both the vector and scalar currents and want to obtain the corresponding form factors for several values of the momentum transfer.

We extract the physical matrix elements by computing ratios of 3-point and 2-point correlators:

$$R(t, \tau; \mathbf{p}, \mathbf{q}) = \frac{\langle P(t; \mathbf{p}) O(\tau; \mathbf{q}) \bar{P}(0; \mathbf{r}) \rangle}{\langle P(t; \mathbf{p}) \bar{P}(0; \mathbf{p}) \rangle} \sqrt{\frac{\langle P(t; \mathbf{p}) \bar{P}(0; \mathbf{p}) \rangle \langle P(\tau; \mathbf{p}) \bar{P}(0; \mathbf{p}) \rangle \langle P(t - \tau; \mathbf{r}) \bar{P}(0; \mathbf{r}) \rangle}{\langle P(t; \mathbf{r}) \bar{P}(0; \mathbf{r}) \rangle \langle P(\tau; \mathbf{r}) \bar{P}(0; \mathbf{r}) \rangle \langle P(t - \tau; \mathbf{p}) \bar{P}(0; \mathbf{p}) \rangle}}, \quad (13)$$

TABLE I: Values of the non-zero momentum transfers.

size	$\sqrt{2} p_0$	$2 p_0$	$\sqrt{6} p_0$	$2\sqrt{2} p_0$
$16^3 \times 32$	0.739 GeV	1.045 GeV	1.280 GeV	1.478 GeV
$12^3 \times 24$	0.986 GeV	1.394 GeV	1.707 GeV	1.971 GeV

where  $P = \bar{u} \gamma_5 d$  is our pseudoscalar interpolator. We keep the sink fixed at time  $t$  and vary the timeslice  $\tau$  where the operator  $O$  sits (scanning a range of timeslices).

The ratio (13) eliminates the exponential factors in the time variable which are present if one considers  $\langle P(t; \mathbf{p}) O(\tau; \mathbf{q}) \bar{P}(0; \mathbf{r}) \rangle$  alone. As a consequence,  $R(t, \tau; \mathbf{p}, \mathbf{q})$  exhibits two plateaus in  $\tau$ :  $0 \ll \tau \ll t$  and  $t \ll \tau \ll T$ . In the case in which the sink is put at  $t = T/2$  the ratio is antisymmetric in  $\tau - T/2$ .

In the Monte Carlo simulations the momentum projections of the sink onto non-zero  $\mathbf{p}$  and the operator onto non-zero momentum transfer  $\mathbf{q}$  lead to significant statistical fluctuations due to the worse signal-to noise ratio. In particular, for many configurations the 2-point correlators become negative on timeslices near the symmetry point  $t = T/2$ . A reasonable way out of this inconvenient situation is to choose the sink to sit at a timeslice smaller than  $T/2$ , because in this region the 2-point correlators have much larger values, and moreover their relative errors are smaller. We have thus put the sink at timeslice  $t = 7$ , while the source remained at timeslice  $t = 0$ . The matrix elements are finally determined (as in the case  $t = T/2$ ) by combining the two plateau values on either side of the sink,  $R_{\text{lhs}} \pm R_{\text{rhs}}$ , where the relative sign depends on the parity properties of the operators. This sign is negative for the vector and positive for the scalar form factor.

The term under the square root in Eq. (13) becomes trivial for  $\mathbf{q} = (0, 0, 0)$ . In that case the ratio becomes

$$\frac{\langle P(t; \mathbf{p}) O(\tau; \mathbf{q} = \mathbf{0}) \bar{P}(0; \mathbf{r} = \mathbf{p}) \rangle}{\langle P(t; \mathbf{p}) \bar{P}(0; \mathbf{p}) \rangle} \quad (14)$$

and is sufficient to eliminate the exponentials.

We choose momenta  $|\mathbf{p}_f| = |\mathbf{p}_i|$ , which implies  $E_f = E_i$  so that the transferred 4-momentum is then given by  $Q^2 = |\mathbf{q}|^2$ . In this way [3] one achieves for the electromagnetic form factor a cancellation of the kinematical factors in (1) and

$$\langle \pi(\mathbf{p}_f) | V_\mu | \pi(\mathbf{p}_i) \rangle_{\text{latt}} = \frac{1}{2 \sqrt{E_f E_i}} \langle \pi(\mathbf{p}_f) | V_\mu | \pi(\mathbf{p}_i) \rangle_{\text{cont}}. \quad (15)$$

Indeed, with this choice of momenta, and using the  $\mu = 4$  component of the vector current, the overall factor becomes

$$\frac{E_f + E_i}{2 \sqrt{E_f E_i}} = 1. \quad (16)$$

This cancellation is unfortunately no longer possible in the calculation of the scalar form factor, where a remaining multiplication by the quantity  $2 \sqrt{E_f E_i}$  is still needed.

In our calculations the pion source is located at the origin and the sink has a non-zero 3-momentum which is fixed to  $\mathbf{p}_f = (1, 1, 0) p_0$ , where  $p_0 = 2 \pi / (a L)$  denotes the smallest non-vanishing spatial momentum. The momenta of the current are then chosen such that implicitly

$$|\mathbf{p}_f| = |\mathbf{p}_i| = \sqrt{2} p_0 \quad (17)$$

is verified. We use twelve different 3-momenta for the current,  $(0, 0, 0)$ ,  $(0, 1, \pm 1)$ ,  $(1, 0, \pm 1)$ ,  $(2, 0, 0)$ ,  $(0, 2, 0)$ ,  $(2, 1, \pm 1)$ ,  $(1, 2, \pm 1)$ ,  $(2, 2, 0)$ ; these are all the possible choices that obey the condition (17). This setup then gives rise to four non-zero (and equidistant) values for the square of the momentum transfer,  $Q^2 = 2 n p_0^2$  for  $n = 0, 1, 2, 3, 4$  (see Table I). Momentum conservation finally defines the twelve corresponding values for the 3-momentum of the source, which all have the same module.

We could also consider larger values of the module of the initial momentum, since this would generate further values of  $Q^2$  while still using the same sequential propagators through the sink. In this case, however, the statistical errors become much larger, and moreover we could not use Eq. (16) anymore. A change of the momentum at the sink would require the expensive computation of a new set of sequential propagators.

#### IV. SIMULATION PARAMETERS

We use the chirally improved Dirac operator [7, 8, 9], which constitutes an approximate Ginsparg-Wilson operator. The gauge action is the Lüscher-Weisz tadpole improved action at  $\beta = 7.9$  [19], corresponding to a lattice spacing of 0.148 fm (determined from the Sommer parameter in [20]). Here we do not study the scaling behavior. However, although we cannot estimate the discretization effects, we expect that our results have only small  $O(a)$  contributions, because chirally improved fermions are Ginsparg-Wilson-like fermions. This has

TABLE II: Pion and rho masses at the various quark masses simulated (taken from [9]).

	$16^3 \times 32$	$16^3 \times 32$	$16^3 \times 32$	$12^3 \times 24$	$12^3 \times 24$
$m$	$0.02 a^{-1}$	$0.04 a^{-1}$	$0.06 a^{-1}$	$0.04 a^{-1}$	$0.06 a^{-1}$
$m_\pi$	342 MeV	471 MeV	571 MeV	474 MeV	575 MeV
$m_\rho$	845 MeV	895 MeV	941 MeV	952 MeV	976 MeV

been observed in the study of the hadron spectrum [9] and other hadron properties [21].

The pion interpolators are constructed from Jacobi-smearred quark sources and sinks (with  $\kappa = 0.21$  and  $N = 18$ ), which improves the signal for the ground state.

We performed simulations on two volumes:  $12^3 \times 24$  (200 configurations for each mass) and  $16^3 \times 32$  (100 configurations for each mass). This corresponds to spatial lattice sizes of  $aL \sim 1.8$  fm and  $aL \sim 2.4$  fm respectively.

We work at several values of the bare quark mass and the corresponding meson masses are given in Table II (taken from [9]). The jackknife method is used for estimating the statistical errors of our results.

## V. RESULTS

In order to illustrate the quality of the results, we show in Figs. 2 and 7 the time dependence of the ratio (13). Fitting the central points of the plateaus to a constant then leads to the values for the form factors.

Some combinations of initial and final momenta induce more statistical noise than others. To increase our statistics we average over all combinations that have the same momentum transfer. In particular, for  $Q^2 = 2p_0^2$  and  $Q^2 = 6p_0^2$  we have four times as many data, and for  $Q^2 = 4p_0^2$  the averaging doubles our statistics.

When comparing the results to physical, renormalized quantities we have to multiply with renormalization factors relating the raw results to the  $\overline{\text{MS}}$ -scheme. For the chirally improved Dirac operator these have been determined in [10] and all results we show, except for the plots of the ratios, are already converted to the  $\overline{\text{MS}}$ -scheme.

TABLE III: Values of the pion vector form factor (lattice size  $16^3 \times 32$ ,  $a = 0.148$  fm) obtained for different quark mass values.

$Q^2[\text{GeV}^2]$	$a m=0.02$	$a m=0.04$	$a m=0.06$
0	1.01(1)	0.996(3)	0.963(13)
0.546	0.64(15)	0.596(42)	0.580(23)
1.093	0.54(14)	0.434(42)	0.409(24)
1.639	0.36(12)	0.296(34)	0.289(20)
2.186	0.29(14)	0.252(43)	0.239(25)

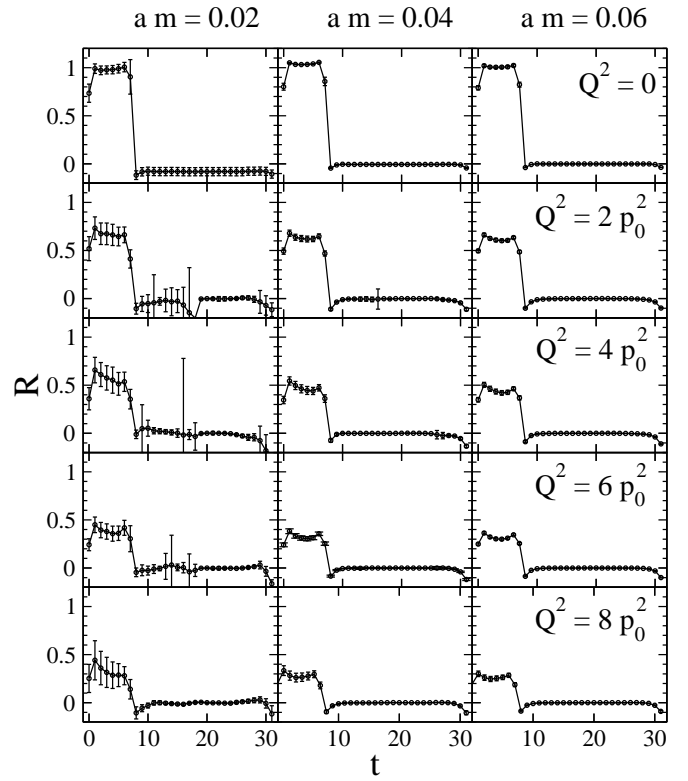


FIG. 2: The ratio (13) leading to the vector form factor for all quark masses and transfer momenta considered (lattice size  $16^3 \times 32$ ).

### A. Vector form factor

Although the vector current is pointlike and not conserved, the value  $Z_V = 0.9586(2)$  turns out to be close to unity. This number converts the lattice bare results at  $a = 0.148$  fm to the corresponding renormalized continuum quantities in the  $\overline{\text{MS}}$  scheme at the scale of 2 GeV. The fact that the renormalization constant  $Z_V$  is so close to 1 means that we have better control over this kind of systematic effects.

The resulting  $F_\pi(0)$  is not constrained to unit value, but comes very close. This fact is obvious from the results summarized in Table III. These values have been computed by combining the plateau mean values as discussed before; these have been obtained by averaging the values at  $t = 3$  and 4 of the l.h.s. plateau and the values at  $t = 20 - 23$  of the r.h.s. plateau. The errors have been determined with the jackknife method. The larger error bars in some of the plots are an indication of the rather poor signal-to-noise ratio for some timeslices close to the lattice center. These timeslices are however outside the regions that we use for the fits.

Fig. 3 compares our results for the vector form factor as determined for all the momentum transfer values and quark masses studied on the  $16^3 \times 32$  lattice,  $Q^2 F_\pi$ , with results from experiments [22, 23, 24, 25].

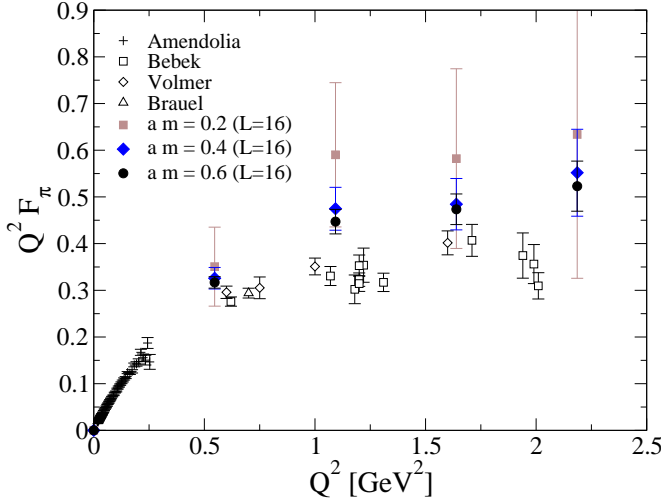


FIG. 3: Our results for the pion vector form factor  $Q^2 F_\pi$  compared with results from experiments (lattice size  $16^3 \times 32$ ).

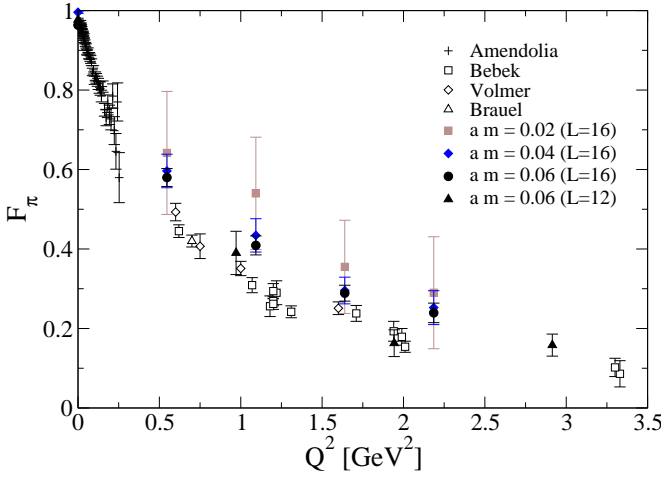


FIG. 4: Our results for the pion vector form factor  $F_\pi$  compared with results from experiments (lattice sizes  $16^3 \times 32$  and  $12^3 \times 24$ ).

In Fig. 4 we also show our results now also including the small lattice size  $12^3 \times 24$ ; there the statistics was sufficient only for the data at  $am = 0.06$ . The resulting form factor values are at other momentum transfer values than the larger volume lattice data, but in reasonable agreement.

In Fig. 5 we plot the inverse of the vector form factor. The electromagnetic pion form factor in the time-like region is dominated by the  $\rho$ -meson. In the near space-like region it may therefore be well approximated by a monopole form (6) such that the leading behavior of  $1/F_\pi$  is linear. This is indeed observed in Fig. 5.

As the VMD model is just an approximation, one expects corrections due to other resonances and more-particle channels in the time-like region. In the fit these

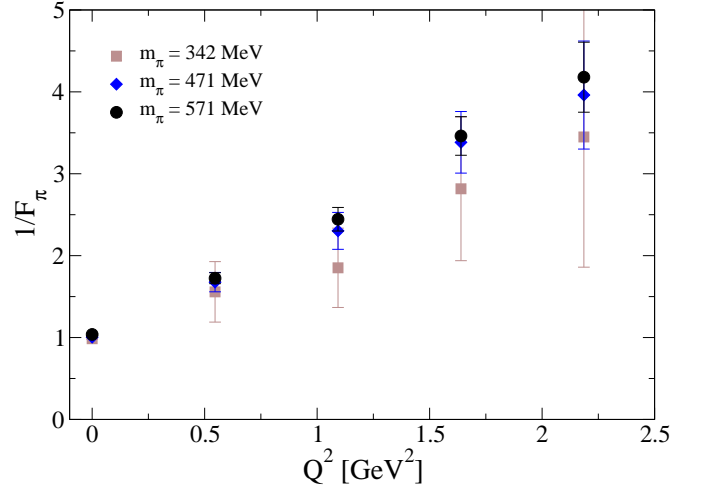


FIG. 5: The inverse vector form factor for the three available masses on the  $16^3 \times 32$  lattice.

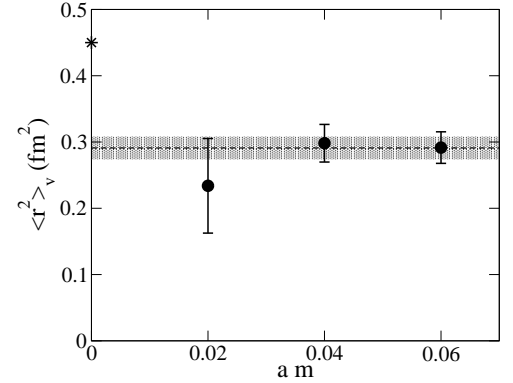


FIG. 6: The mean square radius for the vector form factor as obtained for the three available masses on the  $16^3 \times 32$  lattice. The asterisk denotes the average experimental value [17], the error band shows the result of a constant fit to the three points.

may be taken into account by further pole terms. Our data shown in Fig. 5 do not really require such a multi-parameter fit and we therefore discuss only the results of a linear fit.

The derivative of the form factor at  $Q^2 = 0$  gives the charge radius, as shown in Fig. 6. The derivative has been obtained from the linear fit to the inverse form factor. Whereas the large mass results are compatible with a constant in  $am$ , the number for the lowest mass is smaller but has a very large statistical error. These values are quite compatible with numbers from [3] at comparable quark masses. A fit to a constant gives  $\langle r^2 \rangle_v = 0.291(18) \text{ fm}^2$ .

The value of  $\langle r^2 \rangle_v$  in the VMD model is inversely proportional to the mass squared of the  $\rho$ -meson. We obtain  $m_{\text{VMD}}^2 = 0.80(5) \text{ GeV}^2$ . This agrees with the range of

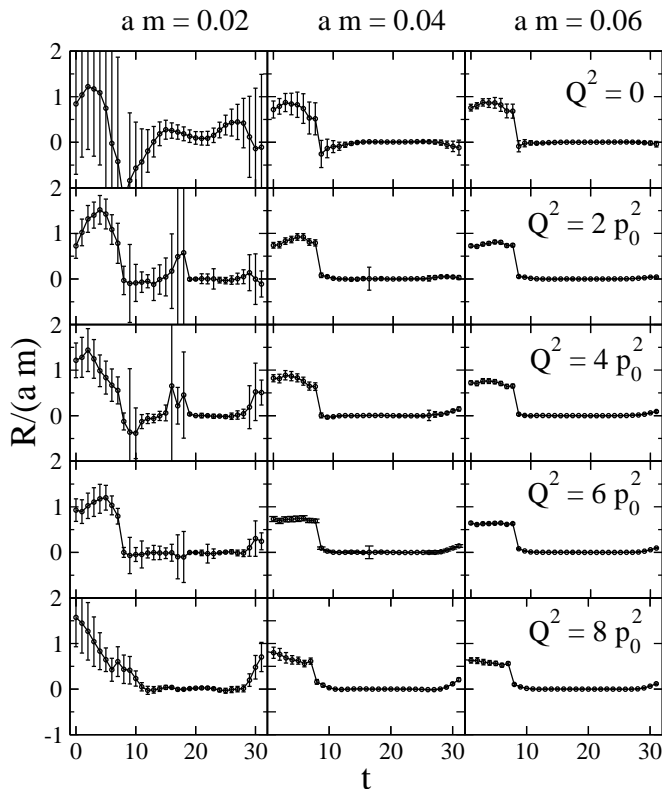


FIG. 7: The ratio (13) for the matrix element (7) leading to the scalar form factor for all quark masses and transfer momenta considered (lattice size  $16^3 \times 32$ ).

TABLE IV: Values of the pion scalar form factor (lattice size  $16^3 \times 32$ ,  $a = 0.148$  fm, without disconnected contributions) obtained for different quark mass values.

$Q^2[\text{GeV}^2]$	$a m=0.02$	$a m=0.04$	$a m=0.06$
0	1.77(2.20)	1.30(39)	1.42(17)
0.546	2.09(53)	1.38(13)	1.31(6)
1.093	1.60(51)	1.31(13)	1.24(7)
1.639	1.61(56)	1.13(13)	1.04(7)
2.186	1.37(69)	1.03(16)	0.96(9)

values obtained for  $m_\rho^2$  in the analysis of Ref. [9] in the direct  $\rho$ -channel (e.g.,  $m_\rho^2 = 0.80 \text{ GeV}^2$  at  $a m = 0.04$ ). These large values for the  $\rho$ -meson mass might at least in part explain (via the VMD model) our low (as compared to experiment) result for  $\langle r^2 \rangle_v$ .

### B. Scalar form factor

The scalar form factor also has disconnected contributions which we disregard here (like it is often done due to the inherent technical complications of backtracking loops). We can notice from the upper plots in Fig. 7 and the upper line in Table IV that the scalar form factor at

zero momentum transfer divided by the quark mass has nearly the same value for all masses that we have simulated. This means that  $\Gamma_\pi(0) \sim M_\pi^2 \sim m$ , as expected. We may determine the scalar radius squared from a fit to the  $Q^2$ -dependence of the scalar form factor (now explicitly normalized according to Eq. (8)).

In analogy to the vector form factor we expect that the scalar form factor in the space-like region is a decreasing but positive definite function. Thus a linear fit to its inverse seems appropriate. However, the result for the scalar radius squared is quite sensitive to this assumption. In Fig. 8 we compare the results of such a fit with those from a direct linear fit to our data in the space-like region and find a difference of almost 50%. In either case, the resulting value may then be extrapolated to the chiral limit.

Chiral perturbation theory (ChPT) relates the pion decay constant to the scalar form factor radius via

$$f_\pi/f = 1 + \frac{1}{6}\langle r^2 \rangle_s M_\pi^2 + \frac{13}{12}\xi + \mathcal{O}(\xi^2), \quad (18)$$

with

$$\xi = \left( \frac{M_\pi}{4\pi f_\pi} \right)^2. \quad (19)$$

The chiral expansion of the pion decay constant should behave like [26]

$$f_\pi/f = 1 + \xi \bar{\ell}_4 + \mathcal{O}(\xi^2), \quad (20)$$

where the value  $\bar{\ell}_4 = -\ln(M_\pi^2/\Lambda^2)$  depends on the intrinsic QCD scale  $\Lambda$  and in [26] it is suggested to use  $\Lambda \approx 4\pi f_\pi$ ; in Ref. [18] a value of  $\bar{\ell}_4 \approx 4.0 \pm 0.6$  is quoted. Eq. (18) may be translated to

$$\langle r^2 \rangle_s = \frac{3}{8\pi^2 f_\pi^2} \left( \bar{\ell}_4 - \frac{13}{12} + \mathcal{O}(\xi) \right). \quad (21)$$

Recent values quoted in that context are  $\langle r^2 \rangle_s = 0.61(4) \text{ fm}^2$  [18] or  $0.75(7) \text{ fm}^2$  [27].

In QCD one expects correction terms with a logarithmic singularity in the valence quark mass  $m$ . As pointed out in [28], the leading order logarithmic term  $m \log m$  of ChPT involves quark loops that are however absent in the quenched case. There will be non-leading logarithmic terms, though. One therefore could allow a term  $m^2 \log m$  in the extrapolating fit. In the range of mass values studied here, the statistical accuracy of the data is too poor to render such an extrapolation significant. We therefore exhibit only the results of a constant extrapolation.

The resulting values (Fig. 8) are almost an order of magnitude smaller than for the electromagnetic case. From the data in Table IV, which takes into account the renormalization of the scalar operator,  $Z_S = 1.1309(9)$ , as well as the kinematical factors, we obtain an average for the scalar radius of  $\langle r^2 \rangle_s = 0.054(16) \text{ fm}^2$  (based on the linear fit to the inverse form factor). This is also

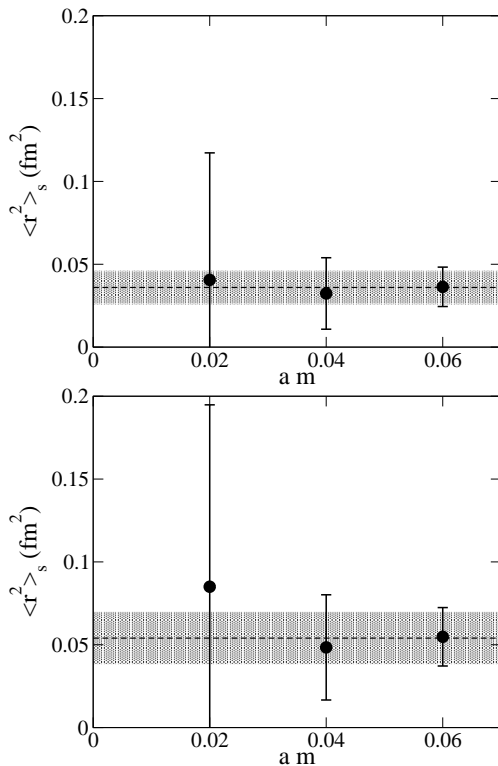


FIG. 8: The mean square radius for the three available masses on the  $16^3 \times 32$  lattice for the scalar form factor. Upper plot: Determination from the linear fit to the values of  $\Gamma_\pi(Q^2)/\Gamma_\pi(0)$ . Lower plot: Determination from the linear fit to the inverse of that ratio.

smaller than the values expected for full QCD. Results for the pion decay constant in a recent full QCD lattice calculation [29] via (18) lead to the value  $\langle r^2 \rangle_s = 0.5 \pm 0.1 \text{ fm}^2$ . A corresponding analysis of the quenched BGR data [21] gives again a small value,  $0.08 - 0.13 \text{ fm}^2$ . This seems to imply that  $\langle r^2 \rangle_s$  is very sensitive to quenching and possibly to the omission of the disconnected pieces.

A recent unquenched computation with  $N_f = 2$  clover fermions [30], which uses matrix elements of the scalar current and not the pion decay constant, quotes a larger value for the scalar radius squared,  $\langle r^2 \rangle_s = 0.60(15) \text{ fm}^2$ . However, this number results from a ChPT-motivated extrapolation to data that is actually of smaller size and for pion masses  $\geq 550 \text{ MeV}$ . A constant fit to these data would instead give a scalar radius squared of about  $0.15 \text{ fm}^2$ .

## VI. CONCLUSIONS

Chirally improved fermions provide a framework for a first-principles lattice study of the hadron structure at comparatively small pion masses. In that context we present here our investigation of the vector and scalar form factors of the pion. The vector form factor describes the electromagnetic structure and our results are generally consistent with expectations of its general form. In view of the quenched approximation we expect deviations from the experimental numbers. The vector charge radius indeed comes out 40% smaller than in experiment and the scalar radius is much lower than one would expect from unquenched calculations.

Further progress could be achieved - as usual - by using better statistics, more momenta, and larger lattices, both in lattice units (to study finite volume effects) and in physical units (to access lower transferred momenta).

## Acknowledgments

Most computations were done on the Hitachi SR8000-F1 at the Leibniz Rechenzentrum in Munich, and we thank the staff for support. S. C. is supported by Fonds zur Förderung der Wissenschaftlichen Forschung in Österreich, Project P16310-N08.

- 
- [1] G. Martinelli and C. T. Sachrajda, Nucl. Phys. **B306**, 865 (1988).
  - [2] T. Draper, R. Woloshyn, W. Wilcox, and K.-F. Liu, Nucl. Phys. **B318**, 319 (1989).
  - [3] J. van der Heide, J. Koch, and E. Laermann, Phys. Rev. D **69**, 094511 (2004).
  - [4] F. D. R. Bonnet, R. G. Edwards, G. T. Fleming, R. Lewis, and D. G. Richards, Phys. Rev. D **72**, 054506 (2005).
  - [5] A. M. Abdel-Rehim and R. Lewis, Phys. Rev. D **71**, 014503 (2005).
  - [6] P. H. Ginsparg and K. G. Wilson, Phys. Rev. D **25**, 2649 (1982).
  - [7] C. Gattringer, Phys. Rev. D **63**, 114501 (2001).
  - [8] C. Gattringer, I. Hip, and C. B. Lang, Nucl. Phys. **B597**, 451 (2001).
  - [9] C. Gattringer *et al.*, Nucl. Phys. **B677**, 3 (2004).
  - [10] C. Gattringer, M. Göckeler, P. Huber, and C. B. Lang, Nucl. Phys. **B694**, 170 (2004).
  - [11] S. Capitani, C. Gattringer, and C. B. Lang, Proc. Sci. **LAT2005**, 126 (2005).
  - [12] G. J. Gounaris and J. J. Sakurai, Phys. Rev. Lett. **21**, 244 (1968).
  - [13] M. F. Heyn and C. B. Lang, Zeit. Phys. **C7**, 169 (1981).
  - [14] J. F. de Trocóniz and F. J. Ynduráin, Phys. Rev. D **65**, 093001 (2002).
  - [15] H. Leutwyler, Electromagnetic form factor of the pion, hep-ph/0212324 (2002).
  - [16] G. R. Farrar and D. R. Jackson, Phys. Rev. Lett. **43**, 246 (1979).
  - [17] S. Eidelman *et al.*, Phys. Lett. B **592**, 1 (2004).
  - [18] B. Ananthanarayan, I. Caprini, G. Colangelo, J. Gasser,

- and H. Leutwyler, Phys. Lett. B **602**, 218 (2004).
- [19] M. Lüscher and P. Weisz, Commun. Math. Phys. **97**, 59 (1985); Err. **98**, 433 (1985).
  - [20] C. Gattringer, R. Hoffmann, and S. Schaefer, Phys. Rev. D **65**, 094503 (2002).
  - [21] C. Gattringer, P. Huber, and C. B. Lang, hep-lat/0509003 (Phys. Rev. D, in press); Proc. Sci. **LAT2005**, 121 (2005).
  - [22] J. Volmer *et al.*, Phys. Rev. Lett. **86**, 1713 (2001).
  - [23] C. J. Bebek *et al.*, Phys. Rev. D **17**, 1693 (1978).
  - [24] S. R. Amendolia *et al.*, Nucl. Phys. **B277**, 168 (1986).
  - [25] P. Brauel *et al.*, Z. Phys. C **3**, 101 (1979).
  - [26] G. Colangelo, J. Gasser, and H. Leutwyler, Nucl. Phys. **B603**, 125 (2001).
  - [27] F. J. Ynduráin, Phys. Lett. B **612**, 245 (2005).
  - [28] S. R. Sharpe, Phys. Rev. D **46**, 3146 (1992).
  - [29] C. Aubin *et al.*, Phys. Rev. D **70**, 114501 (2004).
  - [30] S. Hashimoto *et al.*, Proc. Sci. **LAT2005**, 336 (2005).