

A Proof of Orientifold Planar Equivalence on the Lattice

Agostino Patella

Scuola Normale Superiore, Pisa and

*INFN, Pisa**

(Dated: 11/16/2005)

Abstract

In a recent paper, Armoni, Shifman and Veneziano (ASV) gave a formal non-perturbative proof of planar equivalence between the bosonic sectors of $SU(N)$ super Yang-Mills theory and of a gauge theory with a massless quark in the antisymmetric two-indexes representation. In the case of three colors, the latter theory is nothing but one-flavor QCD. Numerical simulations are necessary to test the validity of that proof and to estimate the size of $1/N$ corrections. As a first step towards numerical simulations, I will give a lattice version of the ASV proof of planar equivalence.

*E-mail me at: patella@sns.it

I. INTRODUCTION

The understanding of gauge theories in the strong coupling regime is one of the most challenging problems of theoretical particle physics. Supersymmetric theories are unique in their kind. Actually, exact results were obtained in $\mathcal{N} = 1$ SYM, like the gluino condensate [1], the NSVZ beta function [2] and the tension of domain walls [3]; moreover, quark confinement and dual Meissner effect were demonstrated in some supersymmetric theories, like in the celebrated Seiberg-Witten solution [4]. On the other hand, we still understand little about QCD in the strong coupling regime.

In a recent work, Armoni, Shifman and Veneziano (ASV) [5, 6] argued that some non-supersymmetric gauge theories are equivalent, in some appropriate sectors, to super Yang-Mills in the large- N limit. I will point out the equivalence in the large- N limit of the SYM (parent theory) and the gauge theory with a massless quark in the antisymmetric two-indexes representation (daughter theory). The latter may appear somewhat strange; but, in the case of three colors, the antisymmetric representation is the same as the antifundamental one, and the daughter theory is nothing but one flavor QCD. Thus, exact results in supersymmetry can be used to estimate the corresponding quantities in one flavor QCD.

At this point, more precise statements are needed. In practice, the large- N expansion of a theory is performed as a topological expansion of its graphs. The large- N limit is usually identified with the resummation of all the planar graphs. Technically, this requires the interchange of the large- N limit with the sum of infinite graphs, which is not always allowed. Therefore, I will refer to the resummation of all the planar graphs as the planar limit of the theory, in order to distinguish it from the correct large- N limit.

The *orientifold planar equivalence* is precisely the equivalence of the two theories in the planar limit. In order to obtain meaningful predictions in one flavor QCD by the orientifold planar equivalence, two conditions must be fulfilled: the planar limit must coincide with the large- N limit and the $1/N$ corrections must be small.

A proof of orientifold planar equivalence on continuum is given by Armoni, Shifman, Veneziano in [7]. Even if no analytic control of the previous conditions is available, an interesting evaluation of quark condensate has been obtained [8]. I expect future numerical simulations to give precise and meaningful informations on this subject.

This paper is a preliminary work to numerical simulations. I will give the proof of

orientifold planar equivalence of the following two theories on the lattice:

AdjQCD. Gauge theory with one Majorana fermion of mass m in the adjoint representation.

AsQCD. Gauge theory with one Dirac fermion of mass m in the antisymmetric two-indexes representation.

Consider a gauge theory with N_f flavors (i.e. the number of Dirac fermions or one-half the number of Majorana fermions) in the representation \mathbf{r} . Given a gauge-invariant observable F (specifically a product of Wilson loops), the generating functional of F -correlations is the free energy

$$-W[J] = \log \int \mathcal{D}U e^{-S_W[U]} (\det K_{\mathbf{r}}[U])^{N_f} e^{iJF[U]}$$

where S_W is the standard Wilson action for the gauge field and $K_{\mathbf{r}}$ is the discretized Dirac operator for Wilson fermions in the representation \mathbf{r} . However, what will follow does not depend on the choice of Wilson fermions, in place of staggered fermion.

Here are the main steps of the proof:

1. Using the hopping expansion, I write the fermionic contribution to the action as an infinite sum of Wilson loops.
2. I review the technique of graphs for lattice gauge theories, specializing it to the case of fermions in a two-indexes representation.
3. I compute the large- N limit, as the leading term of a topological expansion of graphs. A lot of ideas are drawn from the work of Armoni, Shifman, Veneziano [7] and specialized to the lattice.

II. HOPPING EXPANSION

The discretized Dirac operator is (proportional to)

$$K[U] = \mathbf{1} - \kappa M[U]$$

where r is the Wilson parameter, $\kappa = (2m + 8r)^{-1}$ is the hopping parameter and

$$M_{xy} = \sum_{\mu} \{ (r - \gamma_{\mu}) U_{\hat{\mu}}(x) \delta_{x+\hat{\mu},y} + (r + \gamma_{\mu}) U_{-\hat{\mu}}(x) \delta_{x-\hat{\mu},y} \} .$$

Performing the expansion of $\log \det K$ in powers of the hopping parameter, I obtain

$$-\log \det K = \sum_{j=1}^{\infty} \frac{\kappa^j}{j} \text{Tr} M^j = \sum_{j=1}^{\infty} \sum_{\substack{x_1, \dots, x_j \\ \in \text{lattice}}} \frac{\kappa^j}{j} \text{tr} (M_{x_1 x_2} M_{x_2 x_3} \cdots M_{x_j x_1}) .$$

This series is absolutely convergent if r is near enough to 1 from below.

Since matrix M has non-zero elements only between neighbouring sites, contributions to the sum come only from n-ples (x_1, x_2, \dots, x_j) that make closed paths linking neighbouring sites on the lattice. I define \mathcal{C} as the set of such loops. Notice that loops differing only in starting point or in winding number are different elements of \mathcal{C} . Moreover, chosen (x) in \mathcal{C} , I define $L(x)$ as the length of the loop and $M(x)$ as the ordered product of M on (x) . The hopping expansion can be written as:

$$-\log \det K = -\text{Tr} \log K = \sum_{(x) \in \mathcal{C}} \frac{\kappa^{L(x)}}{L(x)} \text{tr} M(x) .$$

Now, M_{xy} is a matrix with both spin- $\frac{1}{2}$ and gauge indexes; but the spin- $\frac{1}{2}$ and the gauge parts are factorizable. Actually, the gauge part is exactly the parallel transport along the link (x, y) , so I can write:

$$\begin{aligned} \log \det K &= - \sum_{(x) \in \mathcal{C}} c(x) \mathcal{W}(x) \\ \text{with} \quad \mathcal{W}(x) &= \text{tr} (U_{x_1 x_2} U_{x_2 x_3} \cdots U_{x_j x_1}) \\ c(x) &= \frac{\kappa^{L(x)}}{L(x)} \text{tr} [(r - \gamma_{x_2 - x_1}) \cdots (r - \gamma_{x_1 - x_L})] \\ \gamma_{\pm \hat{\mu}} &= \pm \gamma_{\mu} . \end{aligned}$$

This gives the expansion in Wilson loops $\mathcal{W}(x)$ of the fermion contribution to the action. The coefficient $c(x)$ are real and representation independent.

I can write the free energy of the two theories as:

$$\begin{aligned} -W_{\text{AdjQCD}}[J] &= \log \int \mathcal{D}U \exp \left\{ -S_W - \frac{1}{2} \sum_{(x) \in \mathcal{C}} c(x) \mathcal{W}_{\text{Adj}}(x) + iJF \right\} \\ -W_{\text{AsQCD}}[J] &= \log \int \mathcal{D}U \exp \left\{ -S_W - \sum_{(x) \in \mathcal{C}} c(x) \mathcal{W}_{\text{As}}(x) + iJF \right\} . \end{aligned}$$

They differ each other in the $\frac{1}{2}$ factor in the AdjQCD due to the Majorana fermion and in the representation of Wilson loops.

Using standard relations, Wilson loops in the adjoint and antisymmetric representations can be written in terms of Wilson loops in the fundamental and antifundamental representations:

$$\begin{aligned}\frac{1}{2}\text{tr } \mathbf{Adj}(U) &= \frac{1}{2} \{ |\text{tr} U|^2 - 1 \} \\ \text{tr } \mathbf{As}(U) &= \frac{1}{2} \{ (\text{tr} U)^2 - \text{tr} U^2 \} .\end{aligned}$$

The term -1 in the former relation contributes as an additive constant to the free energy, so I will ignore it. In order to prove the orientifold planar equivalence, I will show that $\text{tr} U^2$ is neglectable and $(\text{tr} U)^2$ can be replaced by $|\text{tr} U|^2$ in the planar limit.

III. GRAPHS ON THE LATTICE

In order to write the free energy as a sum of graphs, I must expand the exponential and the logarithm in power series:

$$\begin{aligned}W[J] &= -\log \langle e^{-S[J]} \rangle = -\sum_{N=1}^{\infty} \frac{(-1)^N}{N!} \langle S[J]^N \rangle_c \\ \langle S^N \rangle_c &= \sum_{\substack{a_1 \dots a_N = 0 \\ \sum i a_i = N}}^{\infty} (-1)^{\sum a_i - 1} \frac{(\sum a_i - 1)! N!}{\prod \{a_i! (i!)^{a_i}\}} \prod \langle S^i \rangle^{a_i} .\end{aligned}$$

$\langle S^N \rangle_c$ is a connected mean value, and it is defined by the expression above. In the usual perturbative expansion of a continuum quantum field theory, only connected graphs contribute to the connected mean value. On the lattice the connected mean value is not related to topological connection in a simple way, as I will see later.

Now, I can replace $S[J]$ with its expression and expand all the powers S^n . In this way, the free energy is written as a sum of graphs. Every graph is the mean over the gauge group of the product of a combinatorial factor, a number of plaquettes coming from S_W , a number of Wilson loops coming from fermionic determinant, a number of Wilson loops coming from the observable F and a number of external currents. The diagrammatic representation of a graph is obtained with the following rules (see figure 1):

1. A link variable U_{xy} is drawn like an arrow from the point x to y .

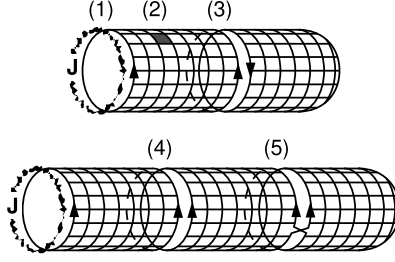


FIG. 1: Above, a graph of the free energy for AdjQCD. Below, a graph of the free energy for AsQCD. (1) External current term JF . (2) Plaquette. (3) $(\text{tr}U)^2$ from a Wilson loop in the antisymmetric representation (from the fermionic determinant). (4) $|\text{tr}U|^2$ from a Wilson loop in the adjoint representation (from the fermionic determinant). (5) $\text{tr}U^2$ from a Wilson loop in the antisymmetric representation (from the fermionic determinant).

2. A plaquette is drawn like an oriented, squared path of unitary side.
3. A Wilson loop in the fundamental representation is a closed, oriented path, connecting neighbouring points on the lattice. The same Wilson loop in the antifundamental representation is the opposite-oriented path.
4. A Wilson loop in the adjoint representation is the product of a Wilson loop in the fundamental representation and in the antifundamental one; it is drawn like two closed, superimposed, opposite-oriented paths.
5. A Wilson loop in the antisymmetric representation gives rise to two terms. The first one is the product of two Wilson loops in the fundamental (or in the antifundamental) representation; it is drawn like two closed, superimposed, parallel paths. The other one is a Wilson loop in the fundamental (or in the antifundamental) representation, winding twice along the path.
6. The external current is drawn like a wavy line, coupled to one or more Wilson loops.
7. Because of $\langle U \rangle = 0$, in a link there cannot be a single U . In the simplest case, there is a couple of U and U^\dagger . But much more complex situations can be achieved.

In conclusion, a graph is an intricate and possibly disconnected surface tiled by plaquettes, bounded by Wilson loops and cut by couples of superimposed Wilson loops.

I wish to return to the issue of the connected mean values. I need some definitions. A graph not containing the observable F is a vacuum graph. It is possible that a graph is written like a product of parts. If one among these parts is itself a graph, I will call it a subgraph. The statement, which I give without proof, is that only graphs with no vacuum subgraphs contribute to the free energy.

At this stage, I have developed all the tools, necessary to compute the planar limit.

IV. PLANAR LIMIT

In the planar limit, the surviving graphs are very simple: they are regular, oriented and possibly disconnected surfaces, bounded by the Wilson loops from the observable F and cut by couples of Wilson loops from the leading term in the fermionic determinant. I will establish this result in few steps.

First of all, following 't Hooft [9], the graphs that survive in the planar limit have the same number of U and U^\dagger in each link. The effect of the integration over the gauge group is to perform Wick-contractions between couples of U and U^\dagger . As in the usual perturbative expansion, all the couples must be Wick-contracted, except those coming from the same term in the action. For example, the term $(\text{tr}U)^2$ from the fermionic determinant is represented as two Wilson loops; no contractions are to be performed between them, so the graph is cut by the couple of Wilson loops.

Moreover, I can approximate

$$\text{tr } \mathbf{As}(U) \simeq \frac{1}{2} (\text{tr}U)^2 .$$

In fact, for every graph containing the term $\text{tr}U^2$, a graph in which the term $\text{tr}U^2$ is replaced by $(\text{tr}U)^2$ does exist. The former is suppressed by a factor $1/N$, because it contains one trace less than the latter.

As in the usual 't Hooft expansion, graphs are proportional to N^χ , where χ is the Euler characteristic of the surface:

$$\chi = 2C - 2H - B .$$

C is the number of connected components, H is the number of handles and B is the number of boundaries. In the planar limit, only graphs with the highest χ contribute.

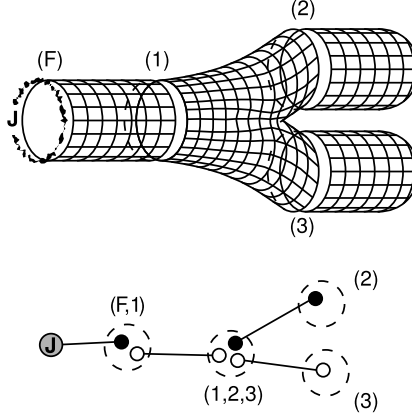


FIG. 2: A graph of the free energy and, below, its ASV representation. The clusters are represented as dashed circles.

At this point, it is useful to associate a (one-dimensional) graph like in Armoni-Shifman-Veneziano [7] to each bidimensional graph with the following rules (see figure 2):

1. Each connected component corresponds to a cluster in ASV-graphs.
2. Each connected component is bounded by oriented Wilson loops, either in the fundamental or in the antifundamental representation. Each cluster contains a white circle for each Wilson loop in the fundamental representation and a black circle for each Wilson loop in the antifundamental one. So, a cluster is given by the mean value of a product of Wilson loops and plaquettes.
3. Each couple of Wilson loops from the fermionic determinant corresponds to a line in the ASV-graphs. So, such a line contributes to the graph with the proper coefficient $c(x)$ of the hopping expansion.
4. Each external current corresponds to a gray circle in ASV-graph. So, each gray point contributes with a iJ factor.
5. Each external current is coupled to one or more Wilson loops. In the ASV-graphs, the gray circle is connected with a line to the corresponding Wilson loops.

In summary, a graph is given by a product of clusters, coefficients $c(x)$, external currents and a combinatorial factor.

Only connected ASV-graphs contribute to the free energy. If the ASV-graph has l loops, the observable F is a product of w_F Wilson loops and n is the number of observables in the graph, a straightforward calculation shows that:

$$\chi = -2l - 2H + (n - 2)w_F .$$

To obtain the highest value possible for the Euler characteristic, being w_F and n fixed, I have to choose $H = 0$ and $l = 0$. So planar graphs have no handles and they are tree graphs in ASV-representation. I will use the latter property to prove the planar equivalence.

In ASV-graphs for AdjQCD, lines link points of opposite colors, instead in ASV-graphs for AsQCD lines link points of the same color. I want to show that, for each planar ASV-graph in AdjQCD, a planar ASV-graph in AsQCD of the same value does exist. Let us first see that in an example.

Consider the graph in figure 2. Apart from the combinatorial factor, its value is:

$$\mathcal{G}_{\mathbf{As}} = iJc_1c_2c_3 \left\langle F \mathcal{W}_{\mathbf{As}}^{(1)} \mathcal{W}_{\mathbf{As}}^{(2)\dagger} \mathcal{W}_{\mathbf{As}}^{(3)} \mathcal{P}^{(F,1)} \mathcal{P}^{(1,2,3)} \mathcal{P}^{(2)} \mathcal{P}^{(3)} \right\rangle_c$$

where $\mathcal{W}_{\mathbf{As}}$ is a Wilson loop in the antisymmetric representation from the fermionic determinant, c is a coefficient of the hopping expansion and \mathcal{P} is a product of plaquettes. In the planar limit, I obtain:

$$\begin{aligned} \mathcal{G}_{\mathbf{As}} \simeq & \frac{1}{8} iJc_1c_2c_3 \left\langle \text{tr} U^{(F)} \mathcal{P}^{(F,1)} \text{tr} U^{(1)} \right\rangle \\ & \left\langle \text{tr} U^{(1)} \text{tr} U^{(2)\dagger} \text{tr} U^{(3)} \mathcal{P}^{(1,2,3)} \right\rangle \left\langle \text{tr} U^{(2)} \mathcal{P}^{(2)} \right\rangle \left\langle \text{tr} U^{(3)} \mathcal{P}^{(3)} \right\rangle . \end{aligned}$$

Because the integration measure is invariant under the transformation $U \rightarrow U^\dagger$, the following equality holds:

$$\begin{aligned} \left\langle \text{tr} U^{(1)} \text{tr} U^{(2)\dagger} \text{tr} U^{(3)} \mathcal{P}^{(1,2,3)} \right\rangle &= \left\langle \text{tr} U^{(1)\dagger} \text{tr} U^{(2)} \text{tr} U^{(3)\dagger} \mathcal{P}^{(1,2,3)\dagger} \right\rangle \\ \mathcal{G}_{\mathbf{As}} \simeq & \frac{1}{8} iJc_1c_2c_3 \left\langle \text{tr} U^{(F)} \mathcal{P}^{(F,1)} \text{tr} U^{(1)} \right\rangle \\ & \left\langle \text{tr} U^{(1)\dagger} \text{tr} U^{(2)} \text{tr} U^{(3)\dagger} \mathcal{P}^{(1,2,3)\dagger} \right\rangle \left\langle \text{tr} U^{(2)} \mathcal{P}^{(2)} \right\rangle \left\langle \text{tr} U^{(3)} \mathcal{P}^{(3)} \right\rangle \end{aligned}$$

and this is nothing but the planar limit of the following graph in AdjQCD:

$$\mathcal{G}_{\mathbf{Adj}} = \frac{1}{8} iJc_1c_2c_3 \left\langle F \mathcal{W}_{\mathbf{Adj}}^{(1)} \mathcal{W}_{\mathbf{Adj}}^{(2)} \mathcal{W}_{\mathbf{Adj}}^{(3)} \mathcal{P}^{(F,1)} \mathcal{P}^{(1,2,3)\dagger} \mathcal{P}^{(2)} \mathcal{P}^{(3)} \right\rangle_c .$$

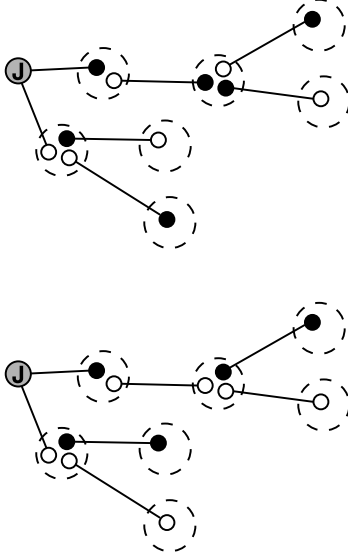


FIG. 3: Two corresponding graphs, respectively in AdjQCD and AsQCD. It is possible to transform one in the other, by inverting the colors of the clusters which are 2 levels far from the external current.

This result has a general validity. Since the integration measure is invariant under the substitution $U \rightarrow U^\dagger$, I can invert all the colors in a cluster, without changing the value of the graph. Because leading ASV-graphs have no loops, I can independently choose which clusters to invert. When I invert the colors of some clusters, I am interchanging $\mathcal{W}_{\text{As}} \leftrightarrow \frac{1}{2}\mathcal{W}_{\text{Adj}}$. In other words, I am changing the representation of the fermion and I am interchanging Dirac with Majorana fermion. No change in the coefficients $c(x)$ is needed, because the coefficients are representation-independent. Thus, I can associate to each ASV-graph for AdjQCD, an ASV-graph for AsQCD of the same value, properly inverting the colors of clusters [fig. 3].

In conclusion, the planar equivalence comes from the graph by graph equality of the free energy of the two theories. It is interesting to notice that, if F is a product of Wilson loops, the property $l = 0$ implies that the mean value of F factorizes in the product of mean values of Wilson loops.

V. CONCLUSIONS

In summary, I proved the planar equivalence of the lattice gauge theory with a massive Majorana fermion in the adjoint representation and of the lattice gauge theory with a massive Dirac fermion in the antisymmetric representation. The proof is independent of the fermion mass and the lattice extension. Although the proof was obtained using Wilson fermions, the hopping expansion can be performed also in the case of staggered fermion (at enough high values of the mass). Thus, planar equivalence has general validity on the lattice. Future numerical simulations will allow us to understand if the planar limit is the correct large- N limit, how large are the $1/N$ corrections, and how they depends on the fermion mass, the lattice extension and spacing.

At the moment, I want to point out some hints for numerical simulations:

1. Due to the factorization property of Wilson loop, the simulation of the vev of one and two Wilson loops is almost enough to obtain considerable informations about orientifold planar equivalence.
2. The proof of equivalence works in the same way, independently of the lattice size. As a first step, simulations on small lattices are enough to test the equivalence and allow to reach larger value of N at the same time.
3. More careful (and much more time-expensive) simulations on larger lattices could be useful to investigate how does the orientifold planar equivalence work in the continuum limit.

Acknowledgments

I wish to acknowledge Adriano Di Giacomo who has supported me during my work, Gabriele Veneziano for very useful discussions and Gabriele Vajente who helped me in the proof-correction.

[1] M. A. Shifman and A. I. Vainshtein, Nucl. Phys. **B296**, 445 (1988).

- [2] V. A. Novikov, M. A. Shifman, A. I. Vainshtein, and V. I. Zakharov, Phys. Lett. **B166**, 329 (1986).
- [3] G. R. Dvali and M. A. Shifman, Phys. Lett. **B396**, 64 (1997), hep-th/9612128.
- [4] N. Seiberg and E. Witten, Nucl. Phys. **B426**, 19 (1994), hep-th/9407087.
- [5] A. Armoni, M. Shifman, and G. Veneziano, Nucl. Phys. **B667**, 170 (2003), hep-th/0302163.
- [6] A. Armoni, M. Shifman, and G. Veneziano, Phys. Rev. Lett. **91**, 191601 (2003), hep-th/0307097.
- [7] A. Armoni, M. Shifman, and G. Veneziano, Phys. Rev. **D71**, 045015 (2005), hep-th/0412203.
- [8] A. Armoni, M. Shifman, and G. Veneziano, Phys. Lett. **B579**, 384 (2004), hep-th/0309013.
- [9] G. 't Hooft (2002), hep-th/0204069.