

First determination of the charmed 0^{--} hybrid meson spectrum from lattice QCD

Yan Liu

Department of Physics, Zhongshan (Sun Yat-Sen) University, Guangzhou 510275, China

Xiang-Qian Luo*

CCAST (World Laboratory), P.O. Box 8730, Beijing 100080, China

Department of Physics, Zhongshan (Sun Yat-Sen) University, Guangzhou 510275, China[†]

(Dated: December 2, 2024)

We compute from lattice QCD the ground and excited state masses of the charmed hybrid mesons $\bar{c}qg$, with exotic quantum numbers $J^{PC} = 1^{-+}, 0^{+-}$ and 0^{--} . The 0^{--} hybrid meson spectrum has never been provided by lattice simulations due to the difficulties to extract high gluonic excitations from noise. We employ improved gauge and fermion actions on the anisotropic lattice, which reduce greatly the lattice artifacts, and lead to very good signals. The data are extrapolated to the continuum limit, with finite size effects under well control. For 1^{-+} and 0^{+-} hybrid mesons, the ground state masses are 4.441(36) and 4.760(55), and the first excited state masses are 6.753(457) and 7.165(120), being consistent with other lattice calculations. We predict for the first time from lattice QCD, the ground state mass of 0^{--} to be 6.003(167) and the first excited state mass to be 10.721(200).

PACS numbers: 12.38.Gc, 12.39.Mk

A hybrid (exotic) meson $\bar{q}qg$ is a bound state of quark q , anti-quark \bar{q} and excited gluon g . The excited gluon makes quantum number of the bound state to be 1^{-+} , 0^{+-} or 0^{--} ,, inaccessible to $\bar{q}q$ mesons in the quark model. The existence of hybrid mesons is one of the most important predictions of quantum chromodynamics (QCD).

So far no signal for heavy hybrid mesons has been experimentally observed, though a number of potential candidates for light hybrid mesons were suggested[1, 2]. Fortunately, this situation will change, due to rapid development of new experiments, for example PEP-II(Babar), KEKB(Belle), 12 GeV Jefferson Lab[3, 4], upgraded CLEO-c detector[5], and new BES3 detector[6]. Especially, 12 GeV Jefferson Lab, CLEO-c and BES3 will present well needed and more reliable data for the charmonium spectrum, including hybrid mesons.

The most reliable technique for computing hadron spectroscopy is lattice gauge theory. It is a non-perturbative approach based on first principle QCD. Of course, the lattice approach is not free of systematical errors. The discretization errors in the Wilson gluon and quark actions are the most serious ones. These errors are smaller only at very small bare coupling, and very large lattice volume is required to get rid of finite size effects. The idea of Symanzik improvement[7] is to add new terms to the Wilson actions to reduce the lattice spacing errors. In combination with tadpole improvement[8], the Symanzik program has recently led to great success in approaching the continuum physics on very coarse and small lattices. Simulations on anisotropic lattices help

getting very good signal in spectrum computations.

There have been many quenched lattice calculations[9, 10, 11, 12, 13, 14, 15, 16, 17, 18, 19] of the 1^{-+} or 0^{+-} hybrid meson masses, in either light quark or heavy quark sector. The mass estimates for the light hybrid mesons might still have some uncertainties, because those simulations are still far from the chiral regime. The inclusion of dynamical quarks is still very preliminary[18], due to limited computing resources. A review could be found in Ref.[20]. It has been a long standing puzzle for the 0^{--} hybrid mesons[11]: no clear signal has ever been found, which might be due to the fact that the gluon is highly excited.

As for heavy quarks, special considerations have to be taken. Currently, non-relativistic lattice QCD (NRQCD), and relativistic heavy quark (Fermilab), and anisotropic relativistic approaches are the leading methods. Denote a the lattice spacing. The NRQCD method[21, 22] is applicable for $am_q > 1$ and works well for very heavy quarks, especially for the spin-independent $\bar{b}b$ system; however the continuum limit is problematic because of the condition $am_q > 1$; it has difficulties to include relativistic corrections and radiative corrections, leading to breaking down of this method for the $\bar{c}c$ system[23]. The relativistic (Fermilab) approach to quarks[24] works for both light quarks and heavy quarks; Up to $O(a^2)$, the fermionic action is equivalent to the standard Sheikholeslami-Wohlert(SW) action[25] on an isotropic lattice; however, to get rid of the $O(a)$ error all coefficients in the fermionic action are required to be mass-dependent. The anisotropic relativistic approach to quarks[26, 28], which will be used in this paper, generalizes the Fermilab approach to anisotropic lattice; This improved quark action has been successfully applied to the computation of the charmonium spectrum[27, 28], which agree very well with experiments.

*Corresponding author. Email address: stslxq@zsu.edu.cn

[†]Mailing address.

To investigate gluonic excitations in hadrons, additional improvement of the gluon action would certainly help getting better signals. The first attempt was made in Ref. [17], where the ground state masses of 1^{-+} hybrid mesons in the light quark and charm quark sectors were computed, by combining the improved gluon action[29] and a simplified relativistic fermionic action[17] on the anisotropic lattice. However, the quark masses were far away either from the chiral limit or from the charm quark regime. The statistics was low, and finite size effects and lattice spacing errors were not analyzed.

In this letter, we estimate the ground and excited state masses of 1^{-+} , 0^{+-} , and 0^{--} exotic mesons in the charm quark sector, employing lattice QCD with tadpole improved gluon[29] and quark[26, 28] actions on the anisotropic lattice. We get significantly improved signals for these particles, in particular for the 0^{--} particle for the first time.

Our simulation parameters are listed in Tab. I. At each $\beta = 6/g^2$, three hundred independent configurations were generated with the improved gluonic action[29]. Two hundred configurations are the minimum ones for obtaining stable results. We input two values of bare quark mass m_{q0} and then compute quark propagators using the improved quark action[28], and the hybrid meson correlation function using the operators $1^{-+} = \rho \otimes B$, $0_P^{+-} = a_1(P) \otimes B$ and $0_P^{--} = a_1(P) \otimes E$ in Ref. [11], as they give the best signals.

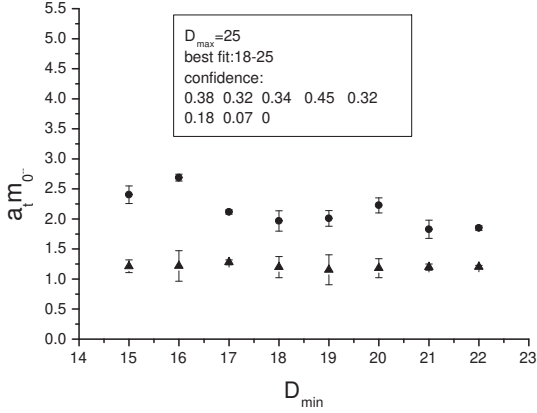


FIG. 1: Effective mass of the 0^{--} hybrid meson vs D_{\min} for $\beta = 3.0$ and $a_t m_{q0} = 0.100$. The triangles and circles stand for the ground and excited states respectively. The fit range is $t \in [D_{\min}, D_{\max}]$. The best fit shown in the box was chosen according to the criteria described in Ref.[18]. Error analysis also follows this reference.

We have taken into account of the contamination from excited states, because hybrids on an anisotropic lattice might be influenced by the excited states more than the conventional mesons and than hybrids on an isotropic lattice. A multi-state fit to the correlation function of a

hybrid meson is proper: $C(t) = A_1 e^{-am_1 t} + A_2 e^{-am_2 t}$ where m_1 and m_2 are ground and excited state masses respectively. Figure 1 shows an example of the mass fit of the 0^{--} hybrid. According to Ref.[18], we varied the fit range to choose one “best fit”, which meets the criteria: insensitivity to fit range, high confidence level and reasonable statistical errors. These criteria have to be satisfied not only for the ground state, but also for the excited state.

We then interpolated the data to the charm quark regime using $(m_\pi(\kappa_t \rightarrow \kappa_t^{\text{charm}}) + 3m_\rho(\kappa_t \rightarrow \kappa_t^{\text{charm}}))/4 \rightarrow M(1S)_{\text{exp}} = (m(\eta_c)_{\text{exp}} + 3m(J/\psi)_{\text{exp}})/4 = 3067.6\text{MeV}$, where the right hand side is the experimental value for the $1S$ charmonium. The results for the charmed hybrid meson masses are listed in Tabs. II and III respectively for the ground and first excited states. It is also important to check whether these lattice volumes are large enough. At $\beta = 2.6$, we made a detailed comparison on the $8^3 \times 48$, $12^3 \times 48$ and $16^3 \times 48$ lattices. When the spatial extent $L \geq 12$, the finite volume effect on the 0^{--} mass is less than 0.1% for the ground state, and 0.4% for the first excited state.

The $1^1P_1 - 1S$ charmonium splitting was chosen to determine the lattice spacing, because it is roughly independent of quark mass for charm and bottom sectors, and the experimental value $\Delta M(1^1P_1 - 1S)_{\text{exp}} = 457\text{MeV}$ was well measured. Here we used χ_{c1} meson (1^{++}) mass for the P-wave and $m(\eta_c)/4 + 3m(J/\psi)/4$ for the S-wave. The results for the spacial lattice spacing a_s at different β are listed in Tab. I. They are consistent with those from the heavy quark potential[29].

Figure 2 is an example of the charmed 0^{--} hybrid meson mass as a function of a_s^2 . Other hybrids have a similar behavior, indicating the linear dependence of the mass on a_s^2 . The spectrum in the continuum limit is obtained by linearly extrapolating the data to $a_s^2 \rightarrow 0$, as also listed in Tabs. II and III.

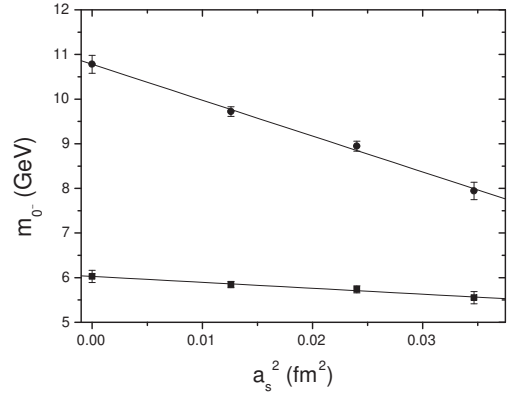


FIG. 2: Extrapolation of 0^{--} hybrid meson mass to the continuum limit. The squares and circles stand for the ground state and first excited state respectively.

β	ξ	$L^3 \times T$	u_s	u_t	$a_t m_{q0}$	c_s	c_t	$a_s(1^1P_1 - 1S)[\text{fm}]$	$La_s[\text{fm}]$
2.6	3	$16^3 \times 48$	0.81921	1	0.229 0.260	1.8189	2.4414	0.1861(73)	2.978
2.8	3	$12^3 \times 36$	0.83100	1	0.150 0.220	1.7426	2.4067	0.1551(70)	1.861
3.0	3	$16^3 \times 48$	0.84097	1	0.020 0.100	1.6813	2.3782	0.1124(50)	1.800

TABLE I: Simulation parameters. We also did simulations on $8^3 \times 48$ and $12^3 \times 48$ at $\beta = 2.6$, but here we just list the results from the largest volume. We employ the method in Ref.[28] to tune these parameters, κ_t and κ_s for the quark action. The last two columns are about the spatial lattice spacing and the lattice extent in physical units, determined from the $1P - 1S$ charmonium splitting.

β	$a_s^2(\text{fm}^2)$	1^{-+}	0^{+-}	0^{--}
2.6	0.0347	4.345(106)	4.548(145)	5.551(136)
2.8	0.0231	4.358(59)	4.594(58)	5.738(77)
3.0	0.0126	4.403(38)	4.676(40)	5.846(71)
∞	0	4.442(81)	4.757(90)	6.008(136)
∞	0	4.441(36)	4.760(55)	6.003(167)

TABLE II: Charmed hybrid meson spectrum for the ground state. The results in the continuum limit ($\beta = \infty$) were obtained by: (i) directly extrapolating the data to $a_s^2 \rightarrow 0$; and (ii) using the ratio of splittings R_H , as described in the text.

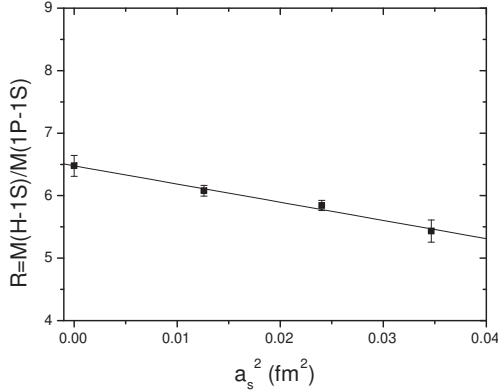


FIG. 3: Ratio of splittings $R_H = \Delta M(1H - 1S)/\Delta M(1^1P_1 - 1S)$ against a_s^2 . The straight line is the extrapolation to continuum limit.

We also computed the splitting of $1H - 1S$ and the ratio $R_H = \Delta M(1H - 1S)/\Delta M(1^1P_1 - 1S)$, where $1H$ stands for the ground state of a hybrid meson. An example for the charmed 0^{--} hybrid meson is shown in Fig. 3. The last line of Tab. II also lists the hybrid meson masses for the ground state, using the following equation:

$$\lim_{a_s^2 \rightarrow 0} M(1H) = M(1S)_{exp} + \Delta M(1^1P_1 - 1S)_{exp} \times \lim_{a_s^2 \rightarrow 0} R_H.$$

This method was claimed to be better[14], because the

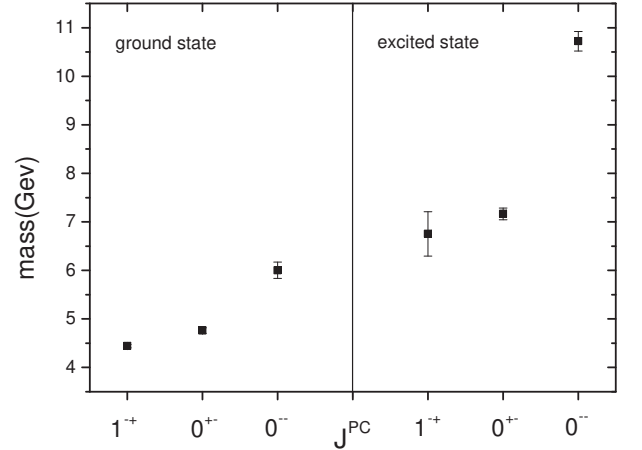


FIG. 4: Charmed hybrid meson spectrum in the continuum limit.

splitting between a hybrid and the $1S$ state is rather insensitive to the imperfect tuning of $\Delta M(1^1P_1 - 1S)$ and $M(1S)$. However, as seen in Tab. II, the results from two different methods agree very well.

The quenching error might be the largest source of uncertainty. As Ref. [14], we also calculated the ratio $R_{SP} = \Delta M(2S - 1S)/\Delta M(1^1P_1 - 1S)$. In the continuum limit, this ratio is 1.24(1), which differs about

β	$a_s^2(fm^2)$	1^{--}	0^{+-}	0^{--}
2.6	0.03467	6.595(423)	6.060(149)	7.943(194)
2.8	0.02314	7.162(91)	6.268(83)	8.944(112)
3.0	0.0126	6.726(247)	6.741(58)	9.720(107)
$\sim \infty$	0	6.753(457)	7.165(120)	10.721(200)

TABLE III: Charmed hybrid meson spectrum for the first excited state. The results in the continuum limit ($\beta = \infty$) were obtained by directly extrapolating the data to $a_s^2 \rightarrow 0$.

8% from the experimental value 1.34. So we quote our quenching error to be less than ten percent. This implies that dynamical quarks might play less important role on the charmed spectrum. Of course, simulations with dynamical quarks, although extremely expensive, might be helpful to completely remove this systematical error.

Figure 4 summarizes the results for the charmed hybrid meson spectrum of the ground and first excited states, in the continuum limit. Simulations on the anisotropic lattice with both gluon action and improved quark action improved lead to the first observation of the clear signal for the 0^{--} hybrids. We believe that our findings are useful to experimental search for these new particles, predicted by QCD.

Acknowledgments

We thank C. DeTar and E. Gregory for useful discussions. This work is supported by the Key Project of National Science Foundation (10235040), Project of the Chinese Academy of Sciences (KJCX2-SW-N10) and Key Project of National Ministry of Education (105135) and Guangdong Natural Science Foundation (05101821). We modified the MILC code[30] for simulations on the anisotropic lattice. It has taken more than one year for the above simulations on our PC clusters.

-
- [1] D. Alde *et al.*, Phys. Lett. B **205**, 397 (1988); D. R. Thompson *et al.*, Phys. Rev. Lett. **79**, 1630 (1977); S. U. Chung *et al.*, Phys. Rev. D **60**, 092001 (1998); A. Abele *et al.*, Phys. Lett. B **423**, 175 (1998); *ibid.* **446**, 349 (1999).
 - [2] G. S. Adams *et al.*, Phys. Rev. Lett. **81**, 5760 (1998).
 - [3] A. Szczepaniak, Braz. J. Phys. **33**, 174 (2003).
 - [4] C. A. Meyer, AIP Conf. Proc. **698**, 554 (2004) [arXiv:hep-ex/0308010].
 - [5] H. Stock, arXiv:hep-ex/0204015.
 - [6] S. Jin, Int. J. Mod. Phys. A **20**, 5145 (2005).
 - [7] K. Symanzik, Nucl. Phys. B **226**, 187 (1983); Nucl. Phys. B **226**, 205 (1983).
 - [8] G. P. Lepage and P. B. Mackenzie, Phys. Rev. D **48**, 2250 (1993).
 - [9] L. A. Griffiths, C. Michael and P. E. Rakow, Phys. Lett. B **129**, 351 (1983).
 - [10] S. Perantonis and C. Michael, Nucl. Phys. B **347**, 854 (1990).
 - [11] C. W. Bernard *et al.* [MILC Collaboration], Phys. Rev. D **56**, 7039 (1997).
 - [12] P. Lacey, C. Michael, P. Boyle and P. Rowland [UKQCD Collaboration], Phys. Lett. B **401**, 308 (1997).
 - [13] C. Bernard *et al.*, [MILC Collaboration], Nucl. Phys. B(Proc. Suppl.) **73**, 264 (1999).
 - [14] T. Manke *et al.* [CP-PACS Collaboration], Phys. Rev. Lett. **82**, 4396 (1999).
 - [15] K. J. Juge, J. Kuti and C. J. Morningstar, Phys. Rev. Lett. **82**, 4400 (1999).
 - [16] I. T. Drummond *et al.*, Phys. Lett. B **478**, 151 (2000).
 - [17] Z. H. Mei and X. Q. Luo, Int. J. Mod. Phys. A **18**, 5713 (2003).
 - [18] C. Bernard *et al.*, [MILC Collaboration], Phys. Rev. D **68**, 074505 (2003).
 - [19] J. N. Hedditch *et al.*, arXiv:hep-lat/0509106.
 - [20] C. Michael, arXiv:hep-ph/0308293.
 - [21] B. A. Thacker and G. P. Lepage, Phys. Rev. D **43**, 196 (1991).
 - [22] G. P. Lepage *et al.*, Phys. Rev. D **46**, 4052 (1992).
 - [23] H. D. Trottier, Phys. Rev. D **55**, 6844 (1997); N. H. Shakespeare and H. D. Trottier, Phys. Rev. D **58**, 034502 (1998); *ibid.* **59**, 014502 (1999); .
 - [24] A. X. El-Khadra, A. S. Kronfeld and P. B. Mackenzie, Phys. Rev. D **55**, 3933 (1997).
 - [25] B. Sheikholeslami and R. Wohlert, Nucl. Phys. B **259**, 572 (1985).
 - [26] T. R. Klassen, Nucl. Phys. Proc. Suppl. **73**, 918 (1999).
 - [27] P. Chen, Phys. Rev. D **64**, 034509 (2001).
 - [28] M. Okamoto *et al.* [CP-PACS Collaboration], Phys. Rev. D **65**, 094508 (2002).
 - [29] C. Morningstar and M. Peardon, Phys. Rev. D **56**, 4043 (1997). Phys. Rev. D **60**, 034509 (1999).
 - [30] <http://physics.utah.edu/~detar/milc/>