

Topology conserving gauge action and the overlap-Dirac operatorHidenori Fukaya,^{1,2} Shoji Hashimoto,^{3,4}Takuya Hirohashi,⁵ Kenji Ogawa,⁴ and Tetsuya Onogi^{1,2}¹ *Yukawa Institute for Theoretical Physics, Kyoto University, Kyoto 606-8502, Japan*² *CERN, Theory Division, CH-1211 Geneva, Switzerland*³ *High Energy Accelerator Research Organization (KEK), Tsukuba 305-0801, Japan*⁴ *School of High Energy Accelerator Science, The Graduate University
for Advanced Studies (Sokendai), Tsukuba 305-0801, Japan*⁵ *Department of Physics, Kyoto University, Kyoto 606-8502, Japan***Abstract**

We apply the topology conserving gauge action proposed by Lüscher to the four-dimensional lattice QCD simulation in the quenched approximation. With this gauge action the topological charge is stabilized along the hybrid Monte Carlo updates compared to the standard Wilson gauge action. The quark potential and renormalized coupling constant are in good agreement with the results obtained with the Wilson gauge action. We also investigate the low-lying eigenvalue distribution of the hermitian Wilson-Dirac operator, which is relevant for the construction of the overlap-Dirac operator.

PACS numbers:

I. INTRODUCTION

Chiral symmetry and topology are tightly related with each other in the gauge field theory through the quantum correction. Namely, the axial anomaly appears at the one-loop level, and its integral over space-time leads to the topological charge of the background gauge field. In principle, one should be able to analyze the implication of this relation for physical observables, such as the neutron electric dipole moment, using the lattice gauge theory, which provides a rigorous formulation of the non-Abelian gauge theories even in the non-perturbative regime. Such study is very difficult, if not impossible, with the Wilson-type Dirac operator, since the chiral symmetry is explicitly violated on the lattice.

The exact chiral symmetry on the lattice was discovered only recently [1] for the Dirac operators $a\mathcal{D}$ satisfying the Ginsparg-Wilson relation [2]

$$\gamma_5 \mathcal{D} + \mathcal{D} \gamma_5 = a \mathcal{D} \gamma_5 \mathcal{D} \quad (1)$$

at finite lattice spacing a . The overlap-Dirac operator [3, 4]

$$D = \frac{1}{\bar{a}} [1 + \gamma_5 \text{sgn}(aH_W)], \quad \bar{a} = \frac{a}{1+s}, \quad (2)$$

is one of such Dirac operators. It is constructed from the Wilson-Dirac operator aD_W with the Wilson parameter $r = 1$; the hermitian Wilson-Dirac operator $aH_W = \gamma_5(aD_W - 1 - s)$ enters as an argument of the sign function $\text{sgn}(x)$. The parameter s in (2) is a fixed number in the region $|s| < 1$.

Since the definition (2) contains a non-smooth function, the locality of the Dirac operator could be lost when there are near-zero eigenvalues of $|aH_W|$. This is consistent with the index theorem, because the index of the Dirac operator, which may be considered as a definition of the topological charge, is a non-smooth function of the background gauge field. When the topological charge changes the value, the Dirac operator must become ill-defined, and this is exactly the point where aH_W has a zero eigenvalue.

The locality of the overlap-Dirac operator (2) is guaranteed for the gauge fields on which the minimum eigenvalue of $|aH_W|$ is bounded from below by a positive (non-zero) constant [5]. This condition is proved to be satisfied if the gauge field configuration is smooth and each plaquette is close enough to one:

$$||1 - P_{\mu\nu}(x)|| < \epsilon \quad \text{for all } x, (\mu, \nu). \quad (3)$$

Here, $P_{\mu\nu}(x)$ is the plaquette variable at x on the μ - ν plane, and $||\cdots||$ denotes the norm of the operator. In the four-dimensional case, the parameter $\epsilon \simeq 1/20.49$ is a sufficient (but not a necessary) condition [6]. This is called the “admissibility” bound.

One can construct a gauge action, which generates gauge configurations respecting the condition (3). For instance, Lüscher proposed the action [7]

$$S_G = \begin{cases} \beta \sum_P \frac{1 - \text{ReTr} P_{\mu\nu}(x)/3}{1 - (1 - \text{ReTr} P_{\mu\nu}(x)/3)/\epsilon}, & \text{when } 1 - \text{ReTr} P_{\mu\nu}(x)/3 < \epsilon, \\ \infty & \text{otherwise} \end{cases}, \quad (4)$$

which has the same continuum limit as the standard Wilson gauge action does. In fact, the limit $\epsilon = \infty$ corresponds to the standard Wilson gauge action. Unfortunately, the bound $\epsilon \simeq 1/20.49$ is too tight to produce gauge field ensembles corresponding to the lattice spacing around 0.1 fm; for practical purposes, one must choose much larger values of ϵ . An interesting question is, then, whether the action can keep the good properties for ϵ significantly larger than $1/20.49$. To be explicit, one expects that (i) the topology change during the molecular-dynamics-type simulation is suppressed, and (ii) the appearance of the near-zero eigenvalue of $|aH_W|$ is suppressed, compared to the standard Wilson gauge action. The point (i) is important in order to efficiently generate gauge configurations with large topological charge, which is necessary for the study of the ϵ -regime or the θ -vacuum. With the point (ii), the locality of the overlap-Dirac operator is improved, and the numerical cost to apply the overlap-Dirac operator is reduced. In the numerical application to the massive Schwinger model with $\epsilon = 1$, the stability of the topological charge and the improvement of the chiral symmetry with the domain-wall fermion were observed [8, 9]. Also, in the four-dimensional quenched QCD, good stability of the topological charge has been reported [10, 11, 12, 13].

For gauge actions to be useful in practical simulations, good scaling property toward the continuum limit is required. The action (4) differs from the standard Wilson gauge action only at $O(a^4)$, and we expect that it approaches to the continuum limit as quickly as the standard action does. The scaling would be better for the improved gauge actions, such as the Lüscher-Weisz [14], Iwasaki [15] or DBW2 [16] gauge actions, but an advantage of (4) is that it contains a parameter which directly controls the admissibility bound and thus the appearance of the low-lying modes of aH_W . For the improved actions including the rectangle loop, on the other hand, the low-lying modes are suppressed for large values of the

rectangle coupling (*e.g.* with the DBW2 action) at the price of loosing the good scaling for short distance quantities [17].

This paper is organized as follows. After describing the simulation methods in Section II, we show the fundamental scaling studies in Section III, that is the determination of the lattice spacing and a scaling test with the static quark potential. Renormalization of the coupling constant with the action (4) can be estimated using perturbation theory as described in Section IV. Section V is the main part of this paper; we report how much the topology change may occur with different choices of parameters. In Section VI the locality and the numerical costs of the overlap fermion with gauge fields satisfying the bound (3) are discussed. Conclusion and outlook are given in Section VII.

II. LATTICE SIMULATIONS

Although several types of the gauge action that generate the “admissible” gauge fields satisfying the bound (3) are proposed [10, 11], we take the simplest choice (4). We study three values of $1/\epsilon$: 1, $2/3$, and 0. Note that $1/\epsilon = 0$ corresponds to the conventional Wilson gauge action. The value $1/\epsilon = 2/3$ is the boundary, below this value the gauge links can take any value in the gauge group $SU(3)$ and the positivity is guaranteed [18].

The link variables are generated with the standard hybrid Monte Carlo algorithm [19]. We take the molecular dynamics step size $\Delta\tau$ in the range 0.01–0.02 and the number of steps in an unit trajectory $N_{mds} = 20$ –40. During the molecular dynamics steps we monitor that the condition $1 - \text{ReTr}P_{\mu\nu}(x)/3 < \epsilon$ is always satisfied with our choice of the step size. We discarded at least 2000 trajectories for thermalization before measuring observables.

In order to measure the topological charge, we develop a new type of cooling method. It consists of the hybrid Monte Carlo simulation with an exponentially increasing β value β_{cool} and decreasing step size $\Delta\tau_{\text{cool}}$ as a function of trajectory n_t , *i.e.*

$$\begin{aligned}\beta_{\text{cool}} &= \beta_{\text{init}} \times (1.5)^{n_t}, \\ \Delta\tau_{\text{cool}} &= \Delta\tau_{\text{init}} \times (1.5)^{-n_t/2},\end{aligned}\tag{5}$$

with a fixed $1/\epsilon_{\text{cool}}$. Note that $\sqrt{\beta_{\text{cool}}}\Delta\tau_{\text{cool}}$ is fixed so that the evolution at each step is kept small. This method allows us to “cool” the configuration smoothly, keeping the admissibility bound (3) with $1/\epsilon = 1/\epsilon_{\text{cool}}$. For the parameters, we take $(\beta_{\text{init}}, \Delta\tau_{\text{init}}, 1/\epsilon_{\text{cool}}) = (2.0, 0.01,$

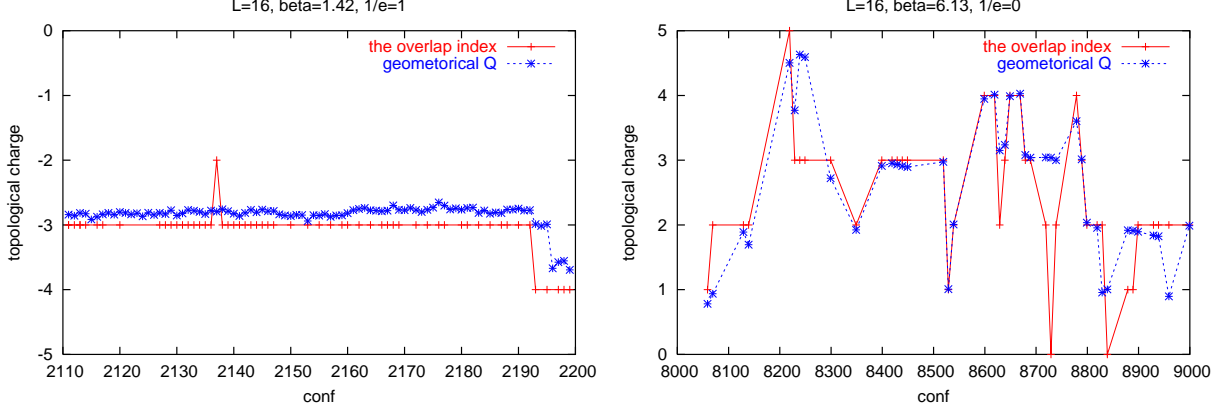


FIG. 1: Comparison of the topological charge Q , calculated from the geometrical definition Q_{geo} (6) as $Q = Z_{geo}Q_{geo}$, with the index of the overlap-Dirac operator. Q_{geo} is obtained by the cooling method (stars), and the index is calculated for the overlap-Dirac operator with $s = 0.6$. The agreement is better for $1/\epsilon = 1$ (left) than for $1/\epsilon = 0$ (right).

1) for the configurations generated with $1/\epsilon = 1$, and (3.5, 0.01, $2/3$) for the configurations with $1/\epsilon = 2/3$ or $1/\epsilon = 0$. Even for the gauge configuration generated with the standard gauge action ($1/\epsilon = 0$), the condition $1/\epsilon_{cool} = 2/3$ can be used because it allows all values of $SU(3)$. After 50–200 steps, the link variables are cooled down close to a classical solution in each topological sector. In fact, the geometrical definition of the topological charge [20]

$$Q_{geo} \equiv \frac{1}{32\pi^2} \sum_x \epsilon^{\mu\nu\rho\sigma} \text{ReTr} (P_{\mu\nu}(x) P_{\rho\sigma}(x)) \quad (6)$$

of these “cooled” configurations gives numbers close to an integer times a universal factor Z_{geo}^{-1} . Namely, $Q = Z_{geo}Q_{geo}$ is close to an integer. We determine Z_{geo} through *would-be* $Q = 1$ gauge configurations, as $Z_{geo}^{-1} = 0.923(4)$. As Figure 1 shows, the topological charge Q is consistent with the index of the overlap-Dirac operator with $s = 0.6$, which is calculated as described in Section VI. The consistency is better for $1/\epsilon = 1$ than for the standard Wilson gauge action $1/\epsilon = 0$.

To generate topologically non-trivial gauge configurations, we start the hybrid Monte

Carlo simulation with the initial condition

$$\begin{aligned}
U_1(x) &= \begin{pmatrix} e^{2\pi i x_4 Q/L^2} & & \\ & 1 & \\ & & e^{-2\pi i x_4 Q/L^2} \end{pmatrix}, \quad U_2(x) = \begin{pmatrix} 1 & & \\ & e^{2\pi i x_3 \delta_{x_2, L-1}/L} & \\ & & e^{-2\pi i x_3 \delta_{x_2, L-1}/L} \end{pmatrix}, \\
U_3(x) &= \begin{pmatrix} 1 & & \\ & e^{-2\pi i x_2/L^2} & \\ & & e^{2\pi i x_2/L^2} \end{pmatrix}, \quad U_4(x) = \begin{pmatrix} e^{-2\pi i x_1 Q \delta_{x_4, L-1}/L} & & \\ & 1 & \\ & & e^{2\pi i x_1 Q \delta_{x_4, L-1}/L} \end{pmatrix}, \quad (7)
\end{aligned}$$

which is a discretized version of the classical solution on a four-dimensional torus [22]. It can be used for any integer value of Q . We confirmed that the topological charge assigned in this way agrees with the index of the overlap operator with $s = 0.6$.

We summarize the simulation parameters and the plaquette expectation values (for the run with the initial configuration with $Q = 0$) in Table I. The length of unit trajectory is 0.2–0.4, and the step size is chosen such that the acceptance rate becomes larger than $\sim 70\%$.

III. STATIC QUARK POTENTIAL

In this section we describe the measurement of the static quark potential to determine the lattice spacing for each parameter choice. We then compare the scaling violation and the rotational symmetry violation with the case of the standard Wilson gauge action. In the following, we assume that the topology of the gauge field does not affect the Wilson loops, and choose the run with $Q = 0$ initial configuration for the measurement.

We measure the Wilson loops $W(\vec{r}, t)$ using the smearing technique according to [24], where the spatial separation \vec{r}/a is taken to be an integer multiples of elementary vectors $\vec{v} = (1, 0, 0), (1, 1, 0), (2, 1, 0), (1, 1, 1), (2, 1, 1), (2, 2, 1)$. With the assumption that the Wilson loop is an exponential function for large temporal side t/a , $\langle W(\vec{r}, t) \rangle = \exp(-V(\vec{r})t)$, we extract the static quark potential $aV(\vec{r})$. The measurements are done every 20 trajectories and the errors are estimated by the jackknife method.

As a reference scale, we measure the Sommer scales r_0 and r_c [25, 26] defined as $r_0^2 F(r_0) = 1.65$ and $r_c^2 F(r_c) = 0.65$, respectively. Here, the force $F(r)$ on the lattice is given by a

Lattice size	$1/\epsilon$	β	$\Delta\tau$	N_{mds}	acceptance	plaquette
12^4	1	1.0	0.01	40	89%	0.539127(9)
		1.2	0.01	40	90%	0.566429(6)
		1.3	0.01	40	90%	0.578405(6)
	2/3	2.25	0.01	40	93%	0.55102(1)
		2.4	0.01	40	93%	0.56861(1)
		2.55	0.01	40	93%	0.58435(1)
	0	5.8	0.02	20	69%	0.56763(5)
		5.9	0.02	20	69%	0.58190(3)
		6.0	0.02	20	68%	0.59364(2)
16^4	1	1.3	0.01	20	82%	0.57840(1)
		1.42	0.01	20	82%	0.59167(1)
	2/3	2.55	0.01	20	88%	0.58428(2)
		2.7	0.01	20	87%	0.59862(1)
	0	6.0	0.01	20	89%	0.59382(5)
		6.13	0.01	40	88%	0.60711(4)
20^4	1	1.3	0.01	20	72%	0.57847(9)
		1.42	0.01	20	74%	0.59165(1)
	2/3	2.55	0.01	20	82%	0.58438(2)
		2.7	0.01	20	82%	0.59865(1)
	0	6.0	0.015	20	53%	0.59382(4)
		6.13	0.01	20	83%	0.60716(3)

TABLE I: Simulation parameters and the plaquette expectation values (for the run with the initial configuration with $Q = 0$).

derivative in the direction of $\vec{u}/a = (1, 0, 0)$:

$$a^2 F(r_I) = \frac{aV(\vec{r}) - aV(\vec{r} - \vec{u})}{|\vec{u}/a|}, \quad (8)$$

for $\vec{r}/|\vec{r}| = (1, 0, 0)$. r_I is introduced to cancel the discretization error in the short distances,

Lattice size	$1/\epsilon$	β	statistics	r_0/a	r_c/a	r_c/r_0
12^4	1	1.0	3800	3.257(30)	1.7081(50)	0.5244(52)
		1.2	3800	4.555(73)	2.319(10)	0.5091(81)
		1.3	3800	5.140(50)	2.710(14)	0.5272(53)
	2/3	2.25	3800	3.498(24)	1.8304(60)	0.5233(41)
		2.4	3800	4.386(53)	2.254(10)	0.5141(61)
		2.55	3800	5.433(72)	2.809(18)	0.5170(67)
16^4	1	1.3	2300	5.240(96)	2.686(13)	0.5126(98)
		1.42	2247	6.240(89)	3.270(26)	0.5241(83)
	2/3	2.55	1950	5.290(69)	2.738(15)	0.5174(72)
		2.7	2150	6.559(76)	3.382(22)	0.5156(65)
continuum limit [26]						0.5133(24)

TABLE II: Sommer scales r_0/a , r_c/a and their ratio.

using the one-gluon exchange potential on the lattice

$$\frac{1}{4\pi(r_I/a)^2} = -\frac{aG(\vec{r}) - aG(\vec{r} - \vec{u})}{|\vec{u}/a|},$$

$$aG(\vec{r}) = \int_{-\pi}^{\pi} \frac{d^3k}{(2\pi)^3} \frac{\prod_{j=1}^3 \cos(r_j k_j/a)}{4 \sum_{j=1}^3 \sin^2(k_j/2)}. \quad (9)$$

In Table II we list the values of the Sommer scales r_0/a , r_c/a as well as their ratio r_c/r_0 . The numerical results for $aV(\vec{r})$ and $a^2F(r_I)$ for the case that \vec{r}/a is an integer multiples of \vec{u}/a are given in Tables III and IV. The values of r_I/a are also listed.

The scaling can be tested for the ratio r_c/r_0 . Figure 2 presents the a^2 dependence of this ratio for different values of $1/\epsilon$. Our results for $1/\epsilon = 2/3$ and 1 are in perfect agreement with the previous high statistics study for the standard Wilson gauge action by Necco and Sommer [26]. Moreover, we do not find any statistically significant scaling violation except for the coarsest lattice points around $(a/r_0)^2 \simeq 0.1$.

Figure 3 shows a comparison of the potential itself in a dimensionless combination, *i.e.* $r_0\hat{V}(\vec{r}) \equiv r_0(V(\vec{r}) - V(r_c))$ versus $|\vec{r}|/r_0$. For $V(r_c)$ we interpolate the data in the direction $\vec{r}/r = (1, 0, 0)$. The data at $\beta=1.3$, $1/\epsilon = 1$ are plotted together with the curve representing the continuum limit obtained in [26]. The agreement is satisfactory (less than two sigma)

$1/\epsilon = 1$			12^4		16^4	
β	r/a	r_I/a	$aV(\vec{r})$	$a^2F(r_I)$	$aV(\vec{r})$	$a^2F(r_I)$
1.0	1		0.50459(20)			
	2	1.36	0.77828(61)	0.5056(10)		
	3	2.28	0.9629(15)	0.9520(69)		
	4	3.31	1.1176(27)	1.691(26)		
	5	4.36	1.2623(45)	2.751(80)		
	6	5.39	1.4052(77)	4.33(22)		
1.2	1		0.44877(16)			
	2	1.36	0.65982(39)	0.38993(65)		
	3	2.28	0.78291(80)	0.6346(34)		
	4	3.31	0.8775(13)	1.034(10)		
	5	4.36	0.9588(29)	1.545(45)		
	6	5.39	1.0322(47)	2.23(12)		
1.3	1		0.42730(10)		0.42709(20)	
	2	1.36	0.61711(34)	0.35252(99)	0.61710(66)	0.35099(68)
	3	2.28	0.72140(69)	0.53909(48)	0.72130(92)	0.5490(29)
	4	3.31	0.7977(12)	0.848(14)	0.7961(15)	0.8325(81)
	5	4.36	0.8608(21)	1.240(36)	0.8583(23)	1.180(32)
	6	5.39	0.9230(25)	1.887(85)	0.9150(27)	1.809(79)
	7	6.41			0.9636(51)	1.93(24)
	8	7.43			1.0215(51)	3.09(37)
1.42	1				0.40443(15)	
	2	1.36			0.57416(43)	0.31444(58)
	3	2.28			0.66091(75)	0.4567(22)
	4	3.31			0.7200(12)	0.6583(61)
	5	4.36			0.7691(17)	0.940(14)
	6	5.39			0.8076(24)	1.189(48)
	7	6.41			0.8457(30)	1.675(64)
	8	7.43			0.8832(37)	1.91(14)

TABLE III: Potential and force values for the case that \vec{r}/a is an integer multiples of the unit vector $\vec{u}/a = (1, 0, 0)$. Results for $1/\epsilon = 1$.

$1/\epsilon = 2/3$			12^4		16^4	
β	r/a	r_I/a	$aV(\vec{r})$	$a^2F(r_I)$	$aV(\vec{r})$	$a^2F(r_I)$
2.25	1		0.48470(15)			
	2	1.36	0.74012(57)	0.47189(97)		
	3	2.28	0.9077(13)	0.8640(56)		
	4	3.31	1.0463(22)	1.515(21)		
	5	4.36	1.1701(38)	2.353(64)		
	6	5.39	1.2901(58)	3.64(15)		
2.4	1		0.44908(12)			
	2	1.36	0.66434(41)	0.39770(70)		
	3	2.28	0.79152(84)	0.6557(37)		
	4	3.31	0.8889(15)	1.065(12)		
	5	4.36	0.9749(23)	1.635(32)		
	6	5.39	1.0541(30)	2.401(74)		
2.55	1		0.42013(11)		0.42042(16)	
	2	1.36	0.60682(36)	0.34493(58)	0.60786(51)	0.34590(72)
	3	2.28	0.70826(72)	0.5230(28)	0.71227(95)	0.5337(32)
	4	3.31	0.7806(13)	0.7913(90)	0.7878(16)	0.8211(93)
	5	4.36	0.8430(18)	1.187(18)	0.8538(22)	1.210(21)
	6	5.39	0.8986(23)	1.686(37)	0.9157(29)	1.765(47)
	7	6.41			0.9710(43)	2.229(84)
	8	7.43			1.0266(52)	2.94(15)
2.7	1.0				0.39590(15)	
	2.0	1.36			0.56100(44)	0.30650(53)
	3.0	2.28			0.64733(62)	0.4456(22)
	4.0	3.31			0.70527(90)	0.6329(56)
	5.0	4.36			0.7528(14)	0.907(14)
	6.0	5.39			0.7937(19)	1.309(28)
	7.0	6.41			0.8321(24)	1.531(44)
	8.0	7.43			0.8703(29)	2.035(80)

TABLE IV: Same as Table III, but for $1/\epsilon = 2/3$.

for long distances $r/r_0 \gtrsim 0.5$.

For short distances, on the other hand, we can see deviations of order 10%, as shown in Figure 4, where a ratio $(\hat{V}(\vec{r}) - \hat{V}_{\text{cont}}(|\vec{r}|))/\hat{V}_{\text{cont}}(|\vec{r}|)$ is plotted. $\hat{V}_{\text{cont}}(|\vec{r}|)$ represents the curve in the continuum limit drawn in Figure 3. The points corresponding to the separation $\vec{r}/a = (1, 0, 0)$ and $(2, 0, 0)$ deviates significantly from zero in the upward direction, while the points $(1, 1, 0)$ and $(1, 1, 1)$ are lower than zero. This implies the rotational symmetry violation. Figure 5 (left panel) shows the size of the rotational symmetry violation at the point $(1, 0, 0)$ as a function of the lattice spacing. We find that the size of the violation is quite similar for different values of $1/\epsilon$ including the standard Wilson gauge action. It does not show a tendency that the rotational symmetry violation goes to zero in the continuum limit, but this makes sense because the relevant scale of the observable is also diverging as $1/a$. After correcting the tree level violation by introducing d_I as $1/(4\pi d_I) = G(d)$, which is an analogue of r_I in (9) but is defined for the potential, we obtain the plot on the right panel of Figure 5. It is indeed improved. The remaining correction is of order $\alpha_s(1/a)$, which vanishes as $\sim 1/\ln(1/a)$ near the continuum limit.

These observations are consistent with the fact that the topology conserving gauge action has the same $O(a^2)$ scaling violation as the standard Wilson gauge action. The difference starts at $O(a^4)$, which is not visible at the level of precision in our numerical study.

Finally, we confirm our assumption that the topology does not affect the quark potential by measuring r_0 for two initial value of Q (0 and -3). Measurements are done on a 16^4 lattice at $\beta = 1.42$, $1/\epsilon = 1$, for which the probability of the topology change is extremely small as discussed in the next section. Our results are $r_0/a = 6.24(9)$ for the $Q = 0$ initial condition and $6.11(13)$ for $Q = -3$.

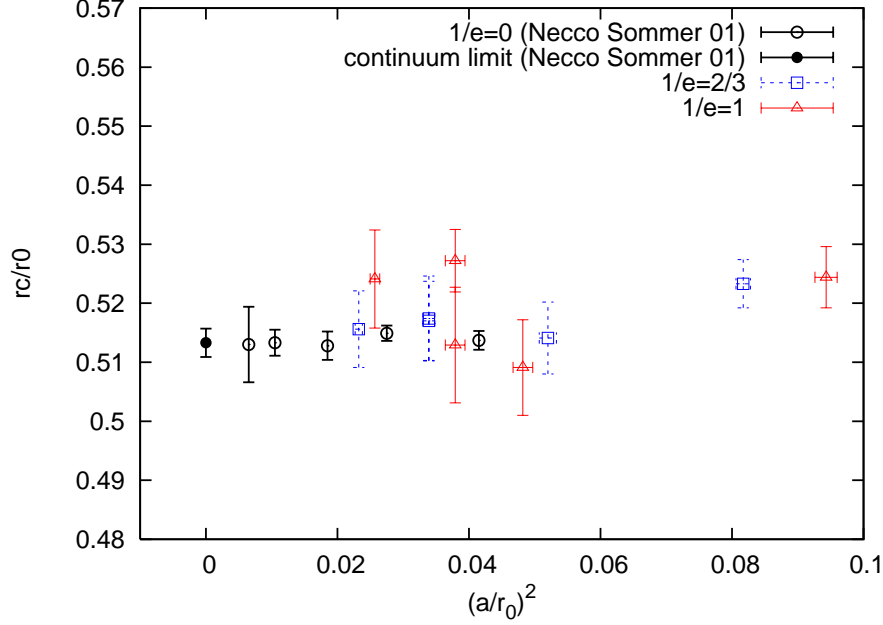


FIG. 2: A ratio of the Sommer scales r_c/r_0 . Squares and triangles are data for the topology conserving gauge action with $1/\epsilon = 2/3$ and 1, respectively. Open circles represent the standard Wilson gauge action (from [26]) and the filled circle is their continuum limit.

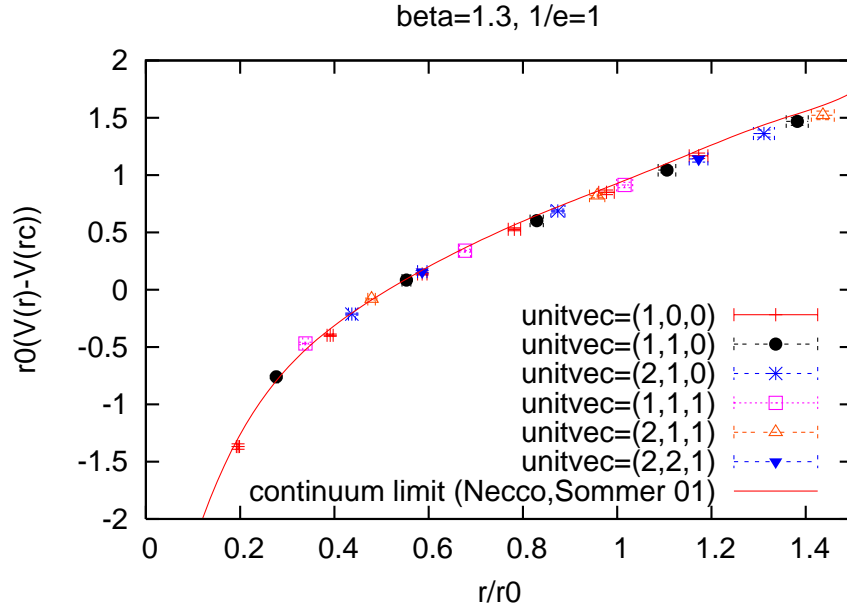


FIG. 3: Static quark potential at $\beta = 1.3$, $1/\epsilon = 1$ on a 12^4 lattice. The curve represents the continuum limit obtained by an interpolation of the results of [26]. Different symbols show the $V(\vec{r})$'s with different orientations parallel to \vec{v} 's.

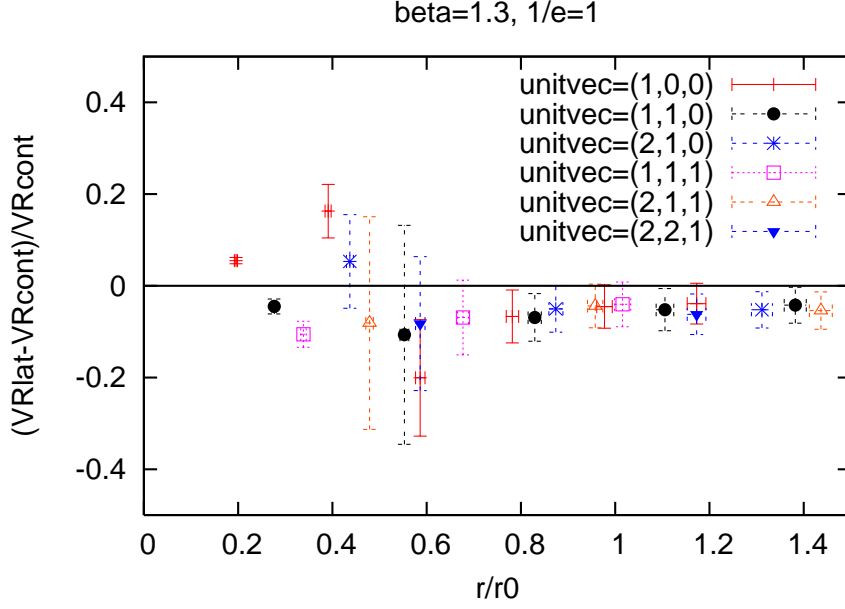


FIG. 4: Violation of rotational symmetry $(\hat{V}(\vec{r}) - \hat{V}_{\text{cont}}(|\vec{r}|))/\hat{V}_{\text{cont}}(|\vec{r}|)$, where $\hat{V}_{\text{cont}}(|\vec{r}|)$ denotes the continuum limit. Results for $\beta = 1.3$, $1/\epsilon = 1$ are shown. The error of $\hat{V}_{\text{cont}}(|\vec{r}|)$ is not taken into account ($\lesssim 1\%$).

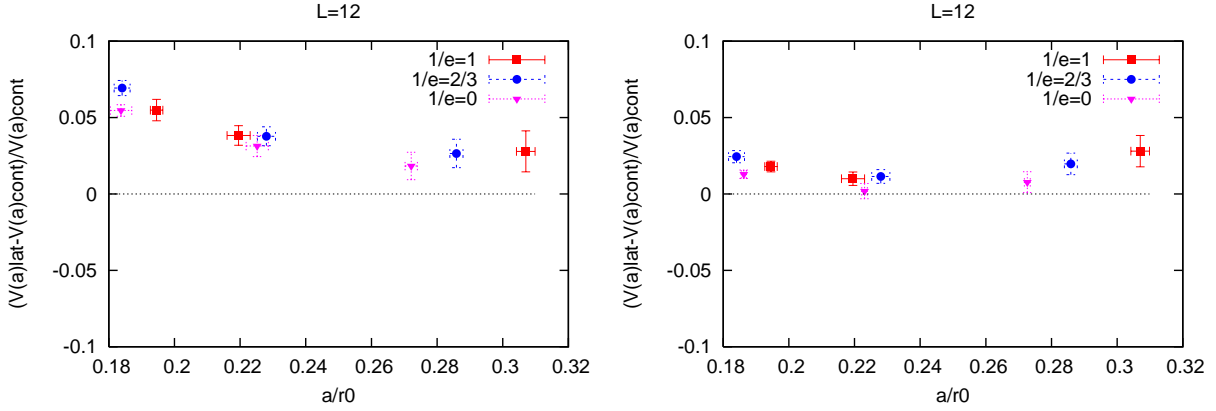


FIG. 5: $(\hat{V}(\vec{r}) - \hat{V}_{\text{cont}}(\vec{r}))/\hat{V}_{\text{cont}}(\vec{r})$ for $\vec{r} = (1, 0, 0)$. Results with different β and $1/\epsilon$ values are plotted as a function of a/r_0 . Left and right panels show the plot without and with the tree level improvement for the argument \vec{r} , respectively. See the text for details.

IV. PERTURBATIVE RENORMALIZATION OF THE COUPLING

In this section, we study whether the perturbative corrections are under control with the topology conserving gauge action.

Two-loop corrections to the gauge coupling for general actions constructed by the plaquette is available in [28]. Using that formula, the renormalized gauge coupling g_M defined in the so-called Manton scheme is given by

$$\frac{1}{g_M^2} = \frac{1}{g^2} + A_1 + A_2 g^2, \quad (10)$$

where the coefficients A_1, A_2 are calculated as

$$\begin{aligned} A_1 &= s_4 \frac{2N_c^3 - 3}{N_c} + t_4(N_c^2 + 1), \\ A_2 &= a_R[s_4(2N_c^2 - 3) + t_4 N_c(N_c^2 + 1)] + s_6 \frac{15(N_c^4 - 3N_c^2 + 3)}{8N_c^2} \\ &\quad + u_6 \frac{3(2N_c^2 - 3)(N_c^2 + 3)}{8N_c} + t_6 \frac{3}{8}(N_c^2 + 1)(N_c^2 + 3) \\ &\quad - s_4^2 \frac{9N_c^4 - 30N_c^2 + 36}{2N_c^2} - 2s_4 t_4 \frac{(2N_c^2 - 3)(N_c^2 + 2)}{N_c} - t_4^2(N_c^2 + 1)(N_c^2 + 2). \end{aligned} \quad (11)$$

Here, the parameters are $N_c = 3$, $s_4 = -1/4!$, $s_6 = 1/6!$, $t_4 = 1/(4N_c\epsilon)$, $t_6 = 1/(8N_c^2\epsilon^2)$, $u_6 = -1/(4!N_c\epsilon)$, and $a_R = -0.0011(2)$. Table V gives the next-to-leading and next-to-next-to-leading order coefficients A_1 and A_2 for various values of ϵ .

Since the perturbative expansion is poorly converging if one uses the bare lattice coupling, we also consider the mean field improvement using the measured value of the plaquette expectation value [29]. To do so, we need a perturbative expectation value of the plaquette expectation value, which is available to the two-loop order for the general one-plaquette action [30] as

$$\begin{aligned} \langle W(1, 1) \rangle &= 1 - g^2 \frac{(N_c^2 - 1)}{N_c} \bar{W}_2(1, 1) - g^4(N_c^2 - 1)X(1, 1) \\ &\quad + g^4 \frac{(2N_c^2 - 3)(N_c^2 - 1)}{6N_c^2} \bar{W}_2(1, 1)^2 - g^4 \frac{(N_c^2 - 1)}{6N_c} CZ(1, 1). \end{aligned} \quad (12)$$

Here the notations $\bar{W}_2(1, 1)$ and $X(1, 1)$ are from the original calculation [31] for the standard Wilson gauge action, and $Z(1, 1) = (1 - 1/V)\bar{W}_2(1, 1)/4$ (on a symmetric lattice $V = L^4$) is introduced for generalization. Their values are $\bar{W}_2(1, 1) = 1/8$, $X(1, 1) = -1.01 \times 10^{-4}$ and $Z(1, 1) = 1/32$ in the infinite volume limit. The constant C is written as

$$C = \left[\sum_R 6g^2 \frac{s_R(\beta)T(R)C_2(R)}{d_R} - N_c \right], \quad (13)$$

where $C_2(R)$ is the quadratic Casimir operator in a representation R of the group $SU(N_c)$. d_R denotes the dimension of the representation R , and $T(R)$ is defined such that $\text{Tr}_R(t^a t^b) =$

$T(R)\delta^{ab}$ for the group generator t^a in the representation R . The coupling $s_R(\beta)$ is defined when we rewrite the gauge action in terms of a general form of the one-plaquette action

$$S_G = \sum_{x,\mu,\nu} \sum_R s_R(\beta) \left[1 - \frac{1}{d_R} \text{ReTr}_R P_{\mu\nu}^R(x) \right], \quad (14)$$

where $P_{\mu\nu}^R$ denotes the plaquette in the R representation. The values of these parameters for the topology conserving gauge action (4) are

$$s_3(\beta) = \left(1 + \frac{11}{6\epsilon}\right) \beta, \quad s_6(\beta) = -\frac{1}{3\epsilon} \beta, \quad s_8(\beta) = -\frac{4}{9\epsilon} \beta, \quad (15)$$

and $T(3) = 1/2$, $T(6) = 5/2$, $T(8) = 3$, $C_2(3) = 4/3$, $C_2(6) = 10/3$, $C_2(8) = 3$. Using these numbers, we obtain $C = 5 - 20/\epsilon$ and finally

$$\langle W(1,1) \rangle = 1 - \frac{g^2}{3} + \left(\frac{5}{18\epsilon} - \frac{5}{144} \right) g^4. \quad (16)$$

We define a boosted coupling \bar{g}^2 as

$$\frac{1}{\bar{g}^2} = \frac{P}{g^2} \left(\frac{1}{1 - (1 - P)/\epsilon} + \frac{(1 - P)/\epsilon}{(1 - (1 - P)/\epsilon)^2} \right), \quad (17)$$

with the measured value of the plaquette expectation value $P = \langle W(1,1) \rangle$. It is defined to be a factor in front of $F_{\mu\nu}^2$ when we rewrite $P_{\mu\nu} = P \exp(ia^2 F_{\mu\nu})$ and expand the action (4). The perturbative expansion of (17) becomes

$$\frac{1}{\bar{g}^2} = \frac{1}{g^2} + B_1 + B_2 g^2, \quad (18)$$

where

$$B_1 = -\frac{1}{3} \left(1 - \frac{2}{\epsilon} \right), \quad B_2 = \left(1 - \frac{2}{\epsilon} \right) \left(\frac{5}{18\epsilon} - \frac{5}{144} \right) - \frac{2}{9\epsilon} + \frac{1}{3\epsilon^2}. \quad (19)$$

We then obtain the perturbative expansion of the Manton scheme coupling in terms of the boosted coupling

$$\frac{1}{g_M^2} = \frac{1}{\bar{g}^2} + (A_1 - B_1) + (A_2 - B_2) \bar{g}^2. \quad (20)$$

Numerical values of B_i and $A_i - B_i$ are listed in Table V. We can confirm the effect of the mean field improvement: the two-loop coefficient A_2 is significantly reduced by reorganizing the perturbative expansion as in (20).

Using these results, the inverse squared renormalized coupling in the Manton scheme is obtained for each lattice parameters. In Figure 6 we plot the coupling evaluated at a reference scale $5/r_0$ as a function of lattice scaling squared. We use the two-loop renormalization

$1/\epsilon$	A_1	A_2	B_1	B_2	$A_1 - B_1$	$A_2 - B_2$
0	-0.20833	-0.03056	-0.33333	-0.03472	0.12500	0.00416
2/3	0.34722	-0.04783	0.11111	-0.05015	0.23611	0.00233
1	0.62500	-0.10276	0.33333	-0.13194	0.29167	0.02919

TABLE V: Next-to-leading and next-to-next-to-leading order coefficients for the coupling renormalization for various ϵ . Mean field improved coefficients $A_1 - B_1$, $A_2 - B_2$ are also shown. See the text for details.

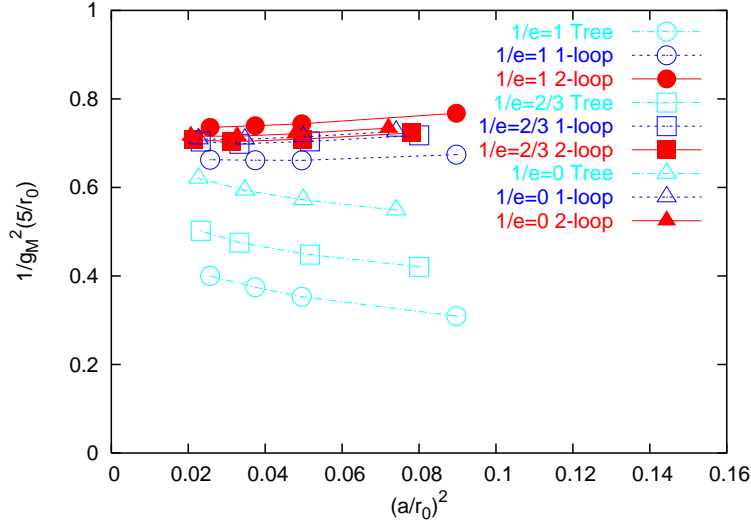


FIG. 6: $1/g_M^2$ in the Manton scheme for various values of $1/\epsilon$. The mean field improved expression (20) is used with the measured plaquette expectation value. Different symbols distinguish the value of $1/\epsilon$ (1 for circles, 2/3 for squares, 0 for triangles). Open symbols with dot-dashed line represent tree-level results; open symbols with dashed lines are one-loop. The best results including two-loop corrections are shown by filled symbols with solid lines.

equation for the evolution to the reference scale. Although the couplings are very different at the tree level, the one-loop results are already in good agreement among the different values of $1/\epsilon$. Including the two-loop corrections, we find that the perturbative expansion converges very well and the agreement among different $1/\epsilon$ becomes even better. Good scaling toward the continuum limit can also be observed in this plot for the two-loop results.

V. STABILITY OF THE TOPOLOGICAL CHARGE

In this section we discuss the stability of the topological charge with the topology conserving gauge action.

How the topological charge is preserved can be easily explained in the U(1) gauge theory in two-dimension, for which we can define an exact geometrical definition of the topological charge [7, 21]

$$Q_{\text{geo}} = \frac{1}{2\pi} \sum_x \frac{1}{2} \epsilon_{\mu\nu} F_{\mu\nu}^{\text{lat}}(x),$$

$$F_{\mu\nu}^{\text{lat}}(x) = -i \ln(P_{\mu\nu}(x)), \quad -\pi < F_{\mu\nu}^{\text{lat}}(x) \leq \pi. \quad (21)$$

$P_{\mu\nu}(x)$ denotes the plaquette in the U(1) gauge theory. In two dimensions, Q_{geo} gives an integer on the lattices with the periodic boundary condition. The topological charge may change its value when the field strength pass through the point $F_{\mu\nu}^{\text{lat}}(x) = \pm\pi$. Since the jump from $F_{\mu\nu}^{\text{lat}}(x) = -\pi$ to $F_{\mu\nu}^{\text{lat}}(x) = +\pi$ is allowed with the usual compact and non-compact gauge actions, the topology change may occur without a big penalty. It is the U(1) version of the Lüscher's bound

$$1 - \text{Re}P_{\mu\nu}(x) < \epsilon \quad (22)$$

with $\epsilon < 2$, that can prevent these topology changes because the point $F_{\mu\nu}^{\text{lat}}(x) = \pm\pi$ is not allowed under this condition. Furthermore, it can be shown that Q_{geo} is equivalent to the index of the overlap fermion with $s = 0$ if $\epsilon < 1/5$ is satisfied.

For the non-abelian gauge theories in higher dimensions, we do not have the exact geometrical definition of the topological charge (note that (6) gives non-integers). It is, however, quite natural to assume that a similar mechanism concerning the compactness of the link variables allows us to preserve the index of the overlap-Dirac operator for very small ϵ . Also for larger ϵ , we may expect that the topology stabilizes well in practical sampling of gauge configurations.

Table. VI summarized our data for the stability of the topological charge

$$\text{Stab}_Q \equiv \frac{N_{\text{trj}}}{\tau_{\text{plaq}} \times \#Q}, \quad (23)$$

where τ_{plaq} is the autocorrelation time of the plaquette, measured using the method described in Appendix E of [27]. N_{trj} denotes the total length of the HMC trajectories and $\#Q$ is the number of topology changes during the trajectories. The topological charge Q is measured

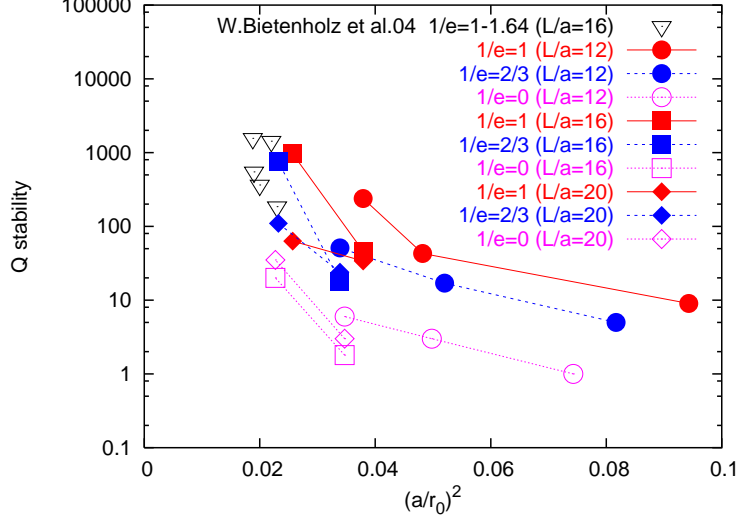


FIG. 7: Stability of the topological charge. Different symbols represent the lattice size: $L/a = 12$ (circles), 16 (squares), 20 (upward triangles). The value of $1/\epsilon$ is distinguished by the line type: $1/\epsilon = 0$ (dotted), $2/3$ (dashed), 1 (solid). Downward triangles are the data of [11] measured on 16^4 lattices.

every 10–20 trajectories with the geometrical definition (6) after our cooling method. With this definition, Stab_Q represents a mean number of independent gauge configurations sampled staying a certain topological charge. But it only gives an upper limit, because the topology change is detected only every 10–20 trajectories and we may miss the change if Q changes its value and returns to the original value between two consecutive measurements. Therefore, our measurement of Stab_Q may give a good approximation when the topology change is a rare event.

Results are plotted in Figure 7 as a function of the lattice spacing squared. We find a clear trend that the stability increases for larger $1/\epsilon$ if the lattice spacing is the same. When the lattice size is increased from $L/a = 12$ to 16, the stability drops significantly for each value of $1/\epsilon$. This is expected, because the topology change occurs through local dislocations of gauge field and its probability scales as the volume. For even larger volume ($L/a = 20$), our data are not precise enough, since the total length of trajectory is shorter. We also observe that the stability increases very rapidly toward the continuum limit.

For the study of the ϵ -regime, the lattices $(1/\epsilon, \beta, L) \sim (1, 1.42, 16)$ and $(2/3, 2.7, 16)$ would be appropriate. Their physical size is $L \sim 1.25$ fm and the topological charge is stable for $(100 - 1000)\tau_{\text{plaq}}$ trajectories.

Lattice size	$1/\epsilon$	β	r_0/a	N_{trj}	τ_{plaq}	$\#Q$	Stab_Q
12^4	1	1.0	3.257(30)	18000	2.91(33)	696	9
		1.2	4.555(73)	18000	1.59(15)	265	43
		1.3	5.140(50)	18000	1.091(70)	69	239
	2/3	2.25	3.498(24)	18000	5.35(79)	673	5
		2.4	4.386(53)	18000	2.62(23)	400	17
		2.55	5.433(72)	18000	2.86(33)	123	51
	0	5.8	[3.668(12)]	18205	30.2(6.6)	728	1
		5.9	[4.483(17)]	27116	13.2(1.5)	761	3
		6.0	[5.368(22)]	27188	15.7(3.0)	304	6
16^4	1	1.3	5.240(96)	11600	3.2(6)	78	46
		1.42	6.240(89)	5000	2.6(4)	2	961
	2/3	2.55	5.290(69)	12000	6.4(5)	107	18
		2.7	6.559(76)	14000	3.1(3)	6	752
	0	6.0	[5.368(22)]	3500	11.7(3.9)	14	1.8
		6.13	[6.642(-)]	5500	12.4(3.3)	22	20
20^4	1	1.3	—	1240	2.6(5)	14	34
		1.42	—	7000	3.8(8)	29	63
	2/3	2.55	—	1240	3.4(7)	15	24
		2.7	—	7800	3.5(6)	20	110
	0	6.0	—	1600	14.4(7.8)	37	3
		6.13	—	1298	9.3(2.8)	4	35

TABLE VI: Stability of the topological charge Stab_Q . The length of the HMC trajectory N_{trj} , the autocorrelation time measured for plaquette τ_{plaq} , and the number of topology change $\#Q$ are also summarized.

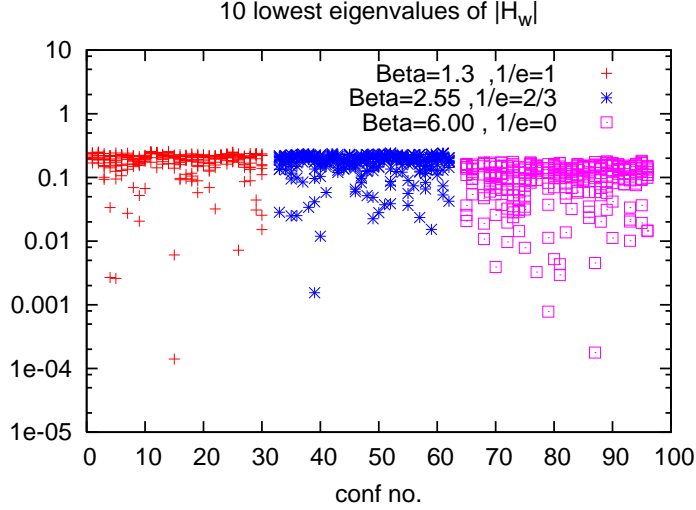


FIG. 8: 10 lowest eigenvalues of $|aH_W| = |\gamma_5(aD_W - 1.6)|$ for gauge configurations with $r_0/a \simeq 5.3$. Data are shown for $1/\epsilon = 1$ (pluses), $2/3$ (stars), and 0 (squares). The lattice size is 20^4 .

VI. CONSTRUCTION OF THE OVERLAP-DIRAC OPERATOR

A. Low-lying mode distribution of H_W

We measure the low-lying eigenvalues of aH_W on the gauge configurations generated with the topology conserving gauge action. We use the numerical package ARPACK [32], which implements the implicitly restarted Arnoldi method. For the hermitian Wilson-Dirac operator aH_W we take the form $aH_W = \gamma_5(aD_W - 1 - s)$ with $s = 0.6$.

Figure 8 shows a typical comparison of the eigenvalue distribution for three values of $1/\epsilon$ on a 20^4 lattice. The β value is chosen such that the Sommer scale r_0/a is roughly equal to 5.3, which corresponds to $a \simeq 0.1$ fm. From the plot we observe that the density of the low-lying modes is relatively small for larger values of $1/\epsilon$. To quantify this statement we list the probability, $P(< 0.1)$, to find the eigenvalue smaller than 0.1 in Table VII. For the above example, the probability is 41% for the standard Wilson gauge action ($1/\epsilon = 0$), but it decreases to 15% (9%) for $1/\epsilon = 2/3$ (1). For another lattice spacing ($r_0/a \simeq 6.5$) and lattice size 16^4 , a similar trend can be found. In Table VII we also summarize the ensemble average of the lowest eigenvalue λ_{\min} and the inverse of condition numbers $\lambda_{\max}/\lambda_{\min}$ and $\lambda_{\max}/\lambda_{10}$, where λ_{10} and λ_{\max} denote the 10th and the highest eigenvalues respectively. We may conclude that the lowest eigenvalue is higher in average for larger $1/\epsilon$.

lattice size	$1/\epsilon$	β	r_0/a	$P(< 0.1)$	λ_{\min}	$\lambda_{\min}/\lambda_{\max}$	$\lambda_{10}/\lambda_{\max}$
20^4	1	1.3	5.240(96)	0.090(14)	0.0882(84)	0.0148(14)	0.03970(29)
	2/3	2.55	5.290(69)	0.145(12)	0.0604(53)	0.0101(08)	0.03651(27)
	0	6.0	[5.368(22)]	0.414(29)	0.0315(57)	0.0059(34)	0.02766(46)
	1	1.42	6.240(89)	0.031(10)	0.168(13)	0.0282(21)	0.04765(32)
	2/3	2.7	6.559(76)	0.019(18)	0.151(11)	0.0251(19)	0.04646(37)
	0	6.13	[6.642(-)]	0.084(14)	0.0861(83)	0.0126(15)	0.03775(50)
16^4	1	1.3	5.240(96)	0.053(13)	0.111(12)	0.0187(21)	0.04455(31)
	2/3	2.55	5.290(69)	0.067(13)	0.1038(98)	0.0174(16)	0.04239(36)
	0	6.0	[5.368(22)]	0.130(20)	0.0692(90)	0.0116(15)	0.03451(62)
	1	1.42	6.240(89)	0.007(5)	0.219(13)	0.0367(21)	0.05233(26)
	2/3	2.7	6.559(76)	0.020(8)	0.191(12)	0.0320(19)	0.05117(29)
	0	6.13	[6.642(-)]	0.030(10)	0.139(10)	0.0232(17)	0.04384(38)

TABLE VII: The probability $P(< 0.1)$ to find the eigenvalue lower than 0.1 for the hermitian Wilson-Dirac operator $|aH_W| = |\gamma_5(aD_W - 1.6)|$. Ensemble averages of the lowest eigenvalue and the inverse condition numbers are also listed. The Sommer scale r_0/a is the results for $L = 16$ lattices. The values with [] are from [26] with an interpolation in β .

B. Numerical cost

In the numerical implementation of the overlap-Dirac operator one often subtracts the low-lying eigenmodes of aH_W and treats them exactly. The rest of the modes are approximated by some polynomial or rational functions. The numerical cost to operate the overlap-Dirac operator is dominated by the polynomial/rational part, because the subtraction have to be done only once for a given configuration. Here, we assume that 10 lowest eigenmodes are subtracted and compare the relative numerical cost on the gauge configurations with different values of $1/\epsilon$.

The accuracy of the polynomial approximation $\text{sgn}_{\text{Cheb}}(aH_W)$ with a degree N_{poly} can be expressed as [23]

$$\frac{\langle v | (1 - \text{sgn}_{\text{Cheb}}^2(aH_W))^2 | v \rangle}{\langle v | v \rangle} \sim A \exp(-BN_{\text{poly}}/\kappa), \quad (24)$$

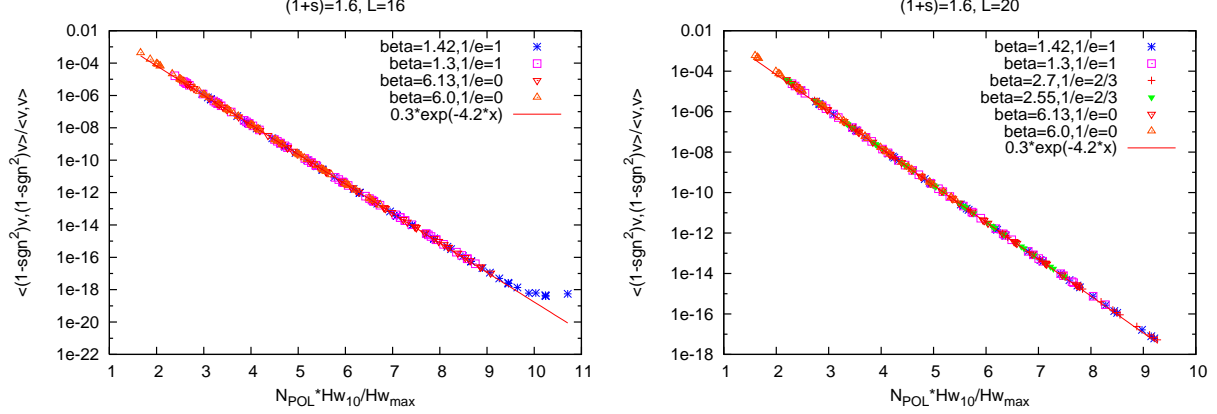


FIG. 9: The accuracy (24) as a function of N_{pol}/κ for $L = 16$ (left) and $L = 20$ (right). We use 4 gauge configurations and 10 values of $N_{\text{pol}} = 60\text{--}195$ for each parameter set.

for a random noise vector $|v\rangle$. A and B are constants. We find that they are $A \sim 0.3$ and $B \sim 4.2$ almost independent of the lattice parameters as shown in Figure 9. The reduced condition number $\kappa = \lambda_{\text{max}}/\lambda_{10}$ enters in the formula with a combination N_{poly}/κ . Therefore, the numerical cost, which is proportional to N_{poly} , depends linearly on κ if one wants to keep the accuracy for the sign function. From Table VII we observe that the reduced condition number is about a factor 1.2–1.4 smaller for $1/\epsilon = 1$ than that for the standard Wilson gauge action.

We also check that the above observation does not change by varying the value of s in a reasonable range. Figure 10 shows a typical distribution of the low-lying eigenmodes for $s = 0.2\text{--}0.7$. We find that the advantage of the topology conserving gauge action does not change. Also, from these plots we can see that $s \sim 0.6$ is nearly optimal for all cases.

C. Locality

If the overlap-Dirac operator is local, the norm $\|D(x, y)v(y)\|$ with a point source vector v at x_0 should decay exponentially as a function of $x - x_0$ [5]

$$\|D(x, y)v(y)\| \sim C \exp(-D|x - x_0|) \quad (25)$$

with constants C and D . This behavior is actually observed in Figure 11. The plots are shown for different values of $1/\epsilon$ at the lattice scales $r_0/a \simeq 5.3$ (left) and 6.5 (right). We find no remarkable difference on the locality for different gauge actions.

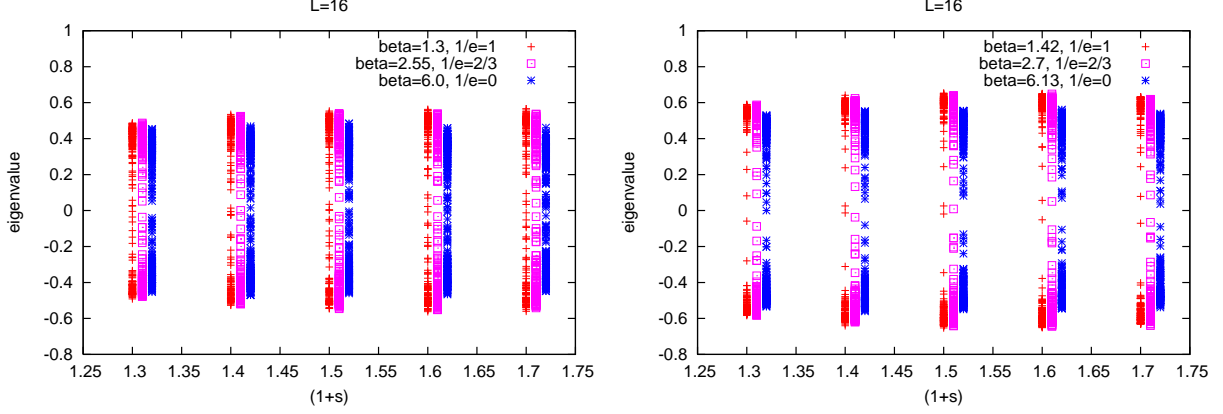


FIG. 10: Ten near-zero eigenvalues for $r_0/a \sim 5.3$ (left) and $r_0/a \sim 6.5$ (right). Results are plotted as a function of $1 + s$. Data for $1/\epsilon = 2/3$ and 0 are slightly shifted for clarity.

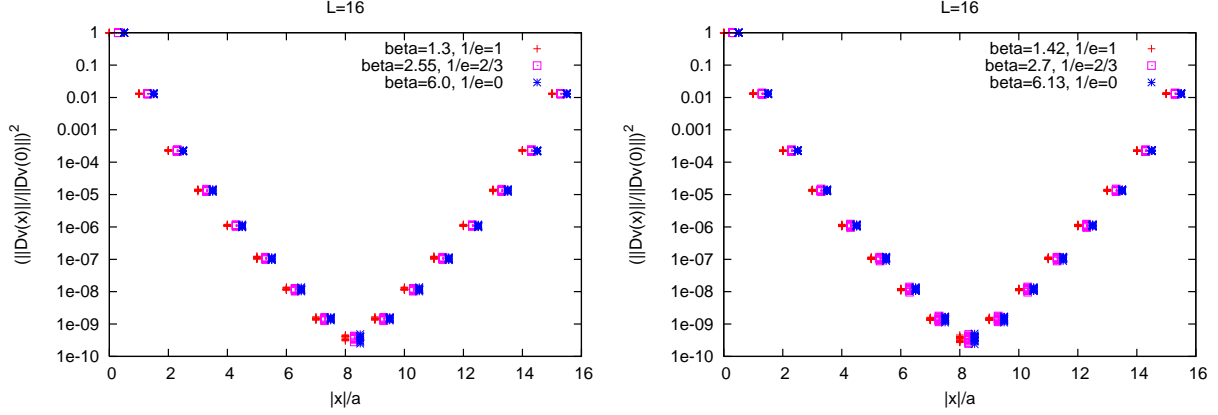


FIG. 11: $(\|D(x,y)v(y)\|/\|D(0,y)v(y)\|)^2$ measured on 10 gauge configurations for different values of $1/\epsilon$. The lattice scale is $r_0/a \simeq 5.3$ (left) and 6.5 (right).

Recently, it has been pointed out that the mobility edge is the crucial quantity which governs the locality of the overlap-Dirac operator [33, 34, 35, 36]. It would be interesting to see the dependence of the mobility edge on the parameters in the topology conserving action, which is left for future works.

VII. CONCLUSIONS

We study the properties of the topology conserving gauge action (4) in the quenched approximation. For small ϵ ($\lesssim 1/20$), the parameter to control the admissibility of the plaquette variable, it is theoretically known that the topology change is strictly prohibited,

but we investigate the action with $\epsilon \sim O(1)$ for the use of practical purposes. With the (quenched) Hybrid Monte Carlo updatation, we find that the topology change is strongly suppressed for $1/\epsilon = 2/3$ and 1, compared to the standard Wilson gauge action. The topological charge becomes more stable for fine lattices, and it is possible to preserve the topological charge for $O(1,000)$ HMC trajectories at $a \simeq 0.08$ fm and $L \simeq 1.3$ fm. In the same parameter region, the standard Wilson gauge action changes the topological charge every $O(10)$ trajectories. The action is therefore proved to be useful to accumulate gauge configurations at a fixed topological charge.

We measure the heavy quark potential with this gauge action at $1/\epsilon = 2/3$ and 1. The lattice spacing is determined from the Sommer scale r_0 . With these measurements we also investigate the scaling violation for short and intermediate distances. The probe in the short distance is the violation of the rotational symmetry, and a ratio r_c/r_0 of two different scale can be used for the intermediate distances. For both of these we find that the size of the scaling violation is comparable to the standard Wilson gauge action, which is consistent with the expectation that the term with $1/\epsilon$ introduces a difference at most $O(a^4)$. The action (4) shows no disadvantage as far as the scaling is concerned.

The perturbative expansion of the coupling and Wilson-loops is available in the literature for general one-plaquette action. We write down the coefficients for our particular action (4) and observe that the convergence is very good if the mean field improvement is applied. The coupling constant in a certain scheme at a given scale is consistent among different values of $1/\epsilon$.

As a result of the (approximate) topology conservation, the low-lying eigenvalues of the Wilson-Dirac operator in the negative mass regime is suppressed. This is an advantage in the construction of the overlap-Dirac operator, since the numerical cost to evaluate the sign function is proportional to the inverse of the lowest eigenvalue for a given gauge configuration. In this case, the gain is about a factor 2–3 at the same lattice spacing compared to the standard Wilson gauge action. If the first several eigenmodes are subtracted and treated exactly, the gain is marginal, 20–40%. These improvements are about the same with those achieved with the improved gauge actions, such as the Lüscher-Weisz, Iwasaki and DBW2.

ACKNOWLEDGMENTS

We thank W. Bietenholz, L. Del Debbio, L. Giusti, M. Hamanaka, T. Izubuchi, K. Jansen, H. Kajiura, M. Lüscher, H. Matsufuru, S. Shcheredin, and T. Umeda for discussions. HF and TO thank the Theory Group of CERN for the warm hospitality during their stay. Numerical works are mainly done on NEC SX-5 at Research Center for Nuclear Physics, Osaka University.

-
- [1] M. Lüscher, Phys. Lett. B **428**, 342 (1998) [arXiv:hep-lat/9802011].
 - [2] P. H. Ginsparg and K. G. Wilson, Phys. Rev. D **25**, 2649 (1982).
 - [3] H. Neuberger, Phys. Lett. B **417**, 141 (1998) [arXiv:hep-lat/9707022].
 - [4] H. Neuberger, Phys. Lett. B **427**, 353 (1998) [arXiv:hep-lat/9801031].
 - [5] P. Hernandez, K. Jansen and M. Lüscher, Nucl. Phys. B **552**, 363 (1999) [arXiv:hep-lat/9808010].
 - [6] H. Neuberger, Phys. Rev. D **61**, 085015 (2000) [arXiv:hep-lat/9911004].
 - [7] M. Lüscher, Nucl. Phys. B **549**, 295 (1999) [arXiv:hep-lat/9811032].
 - [8] H. Fukaya and T. Onogi, Phys. Rev. D **68**, 074503 (2003) [arXiv:hep-lat/0305004].
 - [9] H. Fukaya and T. Onogi, D **70**, 054508 (2004) [arXiv:hep-lat/0403024].
 - [10] S. Shcheredin, W. Bietenholz, K. Jansen, K. I. Nagai, S. Necco and L. Scorzato, arXiv:hep-lat/0409073.
 - [11] W. Bietenholz, K. Jansen, K. I. Nagai, S. Necco, L. Scorzato and S. Shcheredin [XLF Collaboration], AIP Conf. Proc. **756**, 248 (2005) [arXiv:hep-lat/0412017].
 - [12] S. Shcheredin, arXiv:hep-lat/0502001.
 - [13] K. i. Nagai, K. Jansen, W. Bietenholz, L. Scorzato, S. Necco and S. Shcheredin, Proc. Sci. **LAT2005**, 283 (2005) [arXiv:hep-lat/0509170].
 - [14] M. Lüscher and P. Weisz, Phys. Lett. B **158**, 250 (1985).
 - [15] Y. Iwasaki, Nucl. Phys. B **258**, 141 (1985); Univ. of Tsukuba Report UTHEP-118 (1983) unpublished.
 - [16] P. de Forcrand *et al.* [QCD-TARO Collaboration], Nucl. Phys. B **577**, 263 (2000) [arXiv:hep-lat/9911033].

- [17] T. DeGrand, A. Hasenfratz and T. G. Kovacs, Phys. Rev. D **67**, 054501 (2003) [arXiv:hep-lat/0211006].
- [18] M. Creutz, Phys. Rev. D **70**, 091501(R) (2004) [arXiv:hep-lat/0409017].
- [19] S. Duane, A. D. Kennedy, B. J. Pendleton and D. Roweth, Phys. Lett. B **195**, 216 (1987).
- [20] J. Hoek, M. Teper and J. Waterhouse, Nucl. Phys. B **288**, 589 (1987).
- [21] M. Lüscher, Nucl. Phys. B **538**, 515 (1999) [arXiv:hep-lat/9808021].
- [22] A. Gonzalez-Arroyo, arXiv:hep-th/9807108.
- [23] L. Giusti, C. Hoelbling, M. Lüscher and H. Wittig, Comput. Phys. Commun. **153**, 31 (2003) [arXiv:hep-lat/0212012].
- [24] G. S. Bali and K. Schilling, Phys. Rev. D **46**, 2636 (1992).
- [25] M. Guagnelli, R. Sommer and H. Wittig [ALPHA collaboration], Nucl. Phys. B **535**, 389 (1998) [arXiv:hep-lat/9806005].
- [26] S. Necco and R. Sommer, Nucl. Phys. B **622**, 328 (2002) [arXiv:hep-lat/0108008].
- [27] M. Lüscher, arXiv:hep-lat/0409106.
- [28] R. K. Ellis and G. Martinelli, Nucl. Phys. B **235**, 93 (1984) [Erratum-ibid. B **249**, 750 (1985)].
- [29] G. P. Lepage and P. B. Mackenzie, Phys. Rev. D **48**, 2250 (1993) [arXiv:hep-lat/9209022].
- [30] U. M. Heller, Nucl. Phys. B **451**, 469 (1995) [arXiv:hep-lat/9502009].
- [31] U. M. Heller and F. Karsch, Nucl. Phys. B **251**, 254 (1985).
- [32] ARPACK, available from <http://www.caam.rice.edu/software/ARPACK/>
- [33] M. Golterman and Y. Shamir, Phys. Rev. D **68**, 074501 (2003) [arXiv:hep-lat/0306002].
- [34] M. Golterman, Y. Shamir and B. Svetitsky, Phys. Rev. D **71**, 071502(R)(2005) [arXiv:hep-lat/0407021].
- [35] M. Golterman, Y. Shamir and B. Svetitsky, Phys. Rev. D **72**, 034501 (2005) [arXiv:hep-lat/0503037].
- [36] B. Svetitsky, Y. Shamir and M. Golterman, arXiv:hep-lat/0508015.