

# The chiral transition of $N_f = 2$ QCD with fundamental and adjoint fermions

---

J. Engels<sup>\*†</sup>, S. Holtmann, and T. Schulze

*Fakultät für Physik, Universität Bielefeld, D-33615 Bielefeld, Germany*

*E-mail: engels@physik.uni-bielefeld.de, sven.holtmann@depfa.com,  
tschulze1973@gmx.de*

We study QCD with two staggered Dirac fermions both in the fundamental ( $QCD$ ) and the adjoint representation ( $aQCD$ ) near the chiral transition. The aim is to find the universality class of the chiral transition and to verify Goldstone effects below the transition. We investigate  $aQCD$ , because in that theory the deconfinement and the chiral transitions occur at different temperatures  $T_d < T_c$ . Here, we show that the scaling behaviour of the chiral condensate in the vicinity of  $\beta_c$  is in full agreement with that of the  $3d O(2)$  universality class. In the region  $T_d < T < T_c$  we confirm the quark mass dependence of the chiral condensate which is expected due to the existence of Goldstone modes like in  $3d O(N)$  spin models. For fundamental  $QCD$  we use the  $p4$ -action. Here, we find Goldstone effects below  $T_c$  like in  $aQCD$  and the  $3d O(N)$  spin models, however no  $O(2)/O(4)$  scaling near the chiral transition point. The result for  $QCD$  may be a consequence of the coincidence of the deconfinement transition with the chiral transition.

*XXIIIrd International Symposium on Lattice Field Theory  
25-30 July 2005  
Trinity College, Dublin, Ireland*

---

<sup>\*</sup>Speaker.

<sup>†</sup>We thank Doug Toussaint for his help with the MILC code.

## 1. Introduction

We study  $QCD$  with two staggered Dirac fermions both in the fundamental ( $QCD$ ) and the adjoint representation ( $aQCD$ ) near the chiral transition. The intention is to find the universality class of the transition and to verify Goldstone effects below the transition. For ordinary  $QCD$  with staggered fermions the prediction of the three-dimensional  $O(2)$  universality class (the  $O(4)$  class in the continuum theory) could up to now not be confirmed. We investigate in addition  $aQCD$ , because in that theory the deconfinement and the chiral transitions occur at different temperatures with  $T_d < T_c$  (that is  $\beta_d < \beta_c$ ) [1]. The chiral transition can therefore be studied without interference. The comparison of  $QCD$  data with the critical behaviour of  $O(N)$  spin models requires the following identifications of  $QCD$  variables to  $O(N)$  variables: the chiral condensate corresponds to the magnetization  $M$  and the quark mass ( $m_q a$ ) to the magnetic field  $H$ . Instead of the temperature we use  $\beta = 6/g^2$ .

## 2. $QCD$ with adjoint fermions ( $aQCD$ )

The action of  $aQCD$  which we use is [1]

$$S = \beta S_G(U^{(3)}) + \sum_{x,y} \bar{\psi}_x M(U^{(8)})_{x,y} \psi_y . \quad (2.1)$$

Here, the gluon part  $S_G(U^{(3)})$  is the usual Wilson one-plaquette action, but the fermions are in the 8-dimensional adjoint representation of color  $SU(3)$ . The standard staggered fermion matrix  $M$  depends correspondingly on  $U^{(8)}$  instead of  $U^{(3)}$ . The links  $U^{(8)}$  are *real* because

$$U_{ab}^{(8)} = \frac{1}{2} \text{tr}_3 \left[ \lambda_a U^{(3)} \lambda_b U^{(3)\dagger} \right] . \quad (2.2)$$

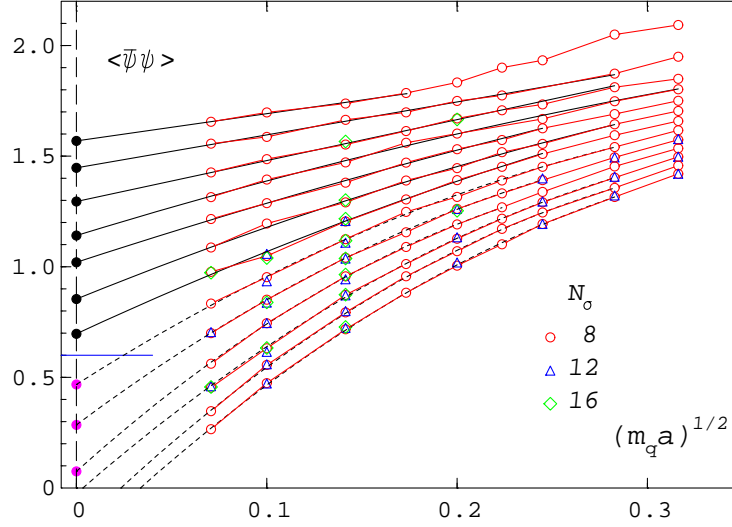
The fermion action does not break  $Z(3)$  center symmetry and the Polyakov loop  $L_3$  is therefore order parameter for the deconfinement transition. In the continuum  $aQCD$  contains an  $SU(2N_f)$  chiral symmetry which breaks to  $SO(2N_f)$  for  $T < T_c$ . This is because here  $N_f$  Dirac fermions correspond to  $2N_f$  Majorana fermions. For  $N_f = 2$  we have  $SU(4)$ -symmetry which breaks to  $SO(4)$ . The corresponding continuum transition has been studied in Ref. [2] with renormalization-group methods. On the lattice an  $O(2)$ -symmetry remains for staggered fermions.

Our simulations [3] were done on  $N_\sigma \times 4$  lattices with  $N_\sigma = 8, 12$  and  $16$  and a fixed length  $\tau = 0.25$  of the trajectories. We used 900-2000 trajectories for measuring the chiral condensate  $\langle \bar{\psi} \psi \rangle$ , the Polyakov loop  $L_3$  and the disconnected part  $\chi_{dis}$  of the susceptibility.

In Ref. [1] the deconfinement transition point was found at  $\beta_d = 5.236(3)$  - the same value as in  $QCD(!)$ , but here it is of first order. The usual strategy to locate the chiral transition point  $\beta_c$  is to extrapolate the line of peak positions  $\beta_{pc}$  of the susceptibility to  $m_q a = 0$  with

$$\beta_{pc} = \beta_c + c(m_q a)^{1/\Delta} , \quad (2.3)$$

where  $\Delta = \beta_m \delta$  is a product of critical exponents. On the  $8^3 \times 4$  lattice we find for  $m_q a = 0.005, 0.01, 0.02$  the values  $\beta_{pc} = 5.73(8), 5.74(6), 5.75(10)$ . With  $\Delta$  from  $O(2)$  we obtain  $\beta_c = 5.7(2)$ . A better method [3] is to expand the scaling ansatz  $\langle \bar{\psi} \psi \rangle = m^{1/\delta} f(z)$  at small  $|z|$ . Here,



**Figure 1:** The chiral condensate  $\langle \bar{\psi}\psi \rangle$  of  $aQCD$  as a function of  $(m_q a)^{1/2}$  for all  $\beta$ -values between 5.3 (highest values) and 5.9 (lowest values) from  $N_\sigma^3 \times 4$  lattices with  $N_\sigma = 8$  (circles), 12 (triangles) and 16 (diamonds). The black lines are fits with ansatz (2.5), the filled circles denote the extrapolations to  $m_q a = 0$ .

$m = m_q a / (m_q a)_0$ ,  $\beta_r = (\beta - \beta_c) / \beta_0$  are the reduced field and temperature and  $z = \beta_r m^{-1/\Delta}$ . The result is

$$\langle \bar{\psi}\psi \rangle = (m_q a)^{1/\delta} \left\{ d_c + d_c^1 (\beta - \beta_c) (m_q a)^{-1/\Delta} + \dots \right\}. \quad (2.4)$$

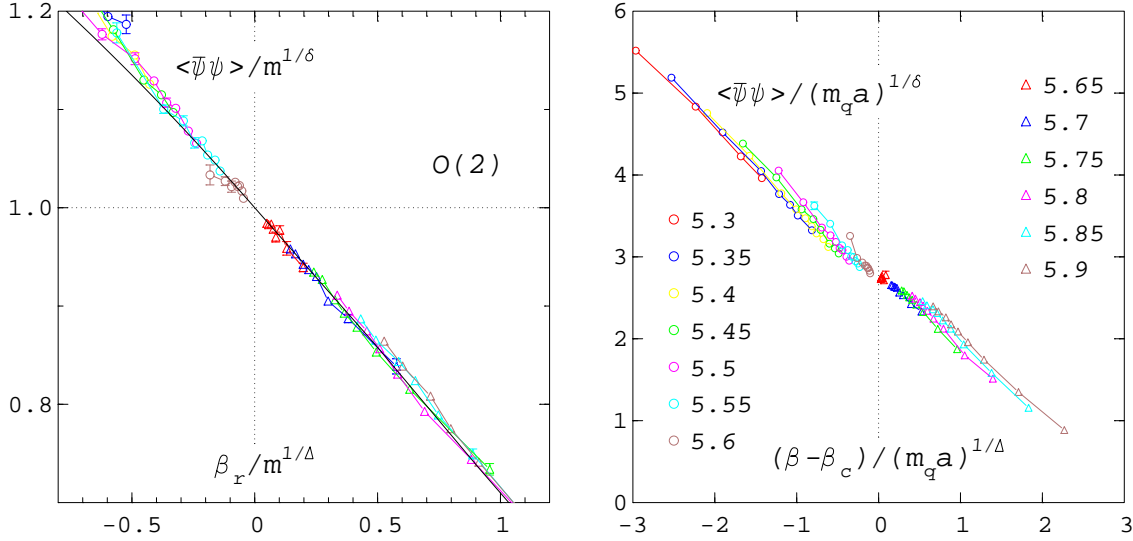
Fits to only the first term at fixed  $\beta$  are best for  $\beta \in [5.6, 5.7]$ . If  $O(2)$  exponents and two terms are used one finds a unique zero of the parameter  $d_c^1 (\beta - \beta_c)$  as a function of  $\beta$  at the rather precise value  $\beta_c = 5.624(2)$ .

Due to the existence of massless Goldstone modes for all  $T < T_c$  the susceptibility  $\chi_L$  of  $3d$   $O(N)$  spin models diverges for  $H \rightarrow 0$  as  $\chi_L \sim H^{-1/2}$ . If  $aQCD$  behaves effectively as such a model, a similar divergence is expected. In terms of the chiral condensate we must have then

$$\langle \bar{\psi}\psi \rangle(\beta, m_q a) = \langle \bar{\psi}\psi \rangle(\beta, 0) + c_1(\beta) (m_q a)^{1/2} + c_2(\beta) (m_q a) + \dots \quad (2.5)$$

Corresponding fits are shown in Fig. 1 for  $\beta = 5.3$  to  $\beta = 5.9$  with  $\Delta\beta = 0.05$ . The blue line separates fits above and below  $\beta_c$ . We see that the model expectations are met well by the data.

We have performed explicit scaling tests for the data from the  $8^3 \times 4$  lattice (they coincide with the results from the  $N_\sigma = 12$  and 16 lattices). In the left part of Fig. 2 the data for  $\langle \bar{\psi}\psi \rangle m^{-1/\delta}$  are shown as a function of the scaling variable  $z = \beta_r / m^{1/\Delta}$  using  $O(2)$  exponents. The normalizations  $(m_q a)_0$  and  $\beta_0$  have been determined from the behaviour at  $\beta_c$  (2.4), and the extrapolations  $\langle \bar{\psi}\psi \rangle(\beta, 0)$  obtained from the Goldstone effect [3]. In addition we show the  $O(2)$  scaling function. We observe that the data scale very well with  $O(2)$  exponents in the small  $|z|$ -region and agree there with the  $O(2)$  scaling function. For decreasing  $z < 0$  outside the shown range the data for different  $\beta$  start to deviate and exhibit corrections-to-scaling as in the original  $O(2)$  model. In the right part of Fig. 2 we show the best scaling result for the unnormalized variables obtained by varying the exponents around  $\delta \approx 4.0$ ,  $\nu \approx 1.1$ , the expected continuum class values [2]. Here,  $\beta_c = 5.64$ . We see from Fig. 2 that the data still spread considerably, a scaling function is not known up to now.



**Figure 2:** Scaling test in  $aQCD$ . Left part:  $\langle \bar{\psi}\psi \rangle / m^{1/\delta}$  for  $O(2)$  parameters in the vicinity of the critical point. The black line is the  $O(2)$  scaling function. Right part: the unnormalized variables with  $\delta = 4.4$ ,  $\nu = 1.0$  from Ref. [2]. The data for fixed  $\beta$ -values are connected by straight lines to guide the eye.

### 3. QCD with fundamental fermions

Since the predictions for the universality class of ordinary  $QCD$  could not be confirmed with the standard staggered action we use here the  $p4$ -action[4], which improves the cut-off dependence, rotational invariance and flavour symmetry. The thermodynamics of two flavour  $QCD$  has been investigated with this action in Ref. [5]. In particular, the chiral transition point was estimated to  $\beta_c = 3.48(3)$  by extrapolation of the pseudocritical points  $\beta_{pc}(m_q a)$  to  $m_q a = 0$ .

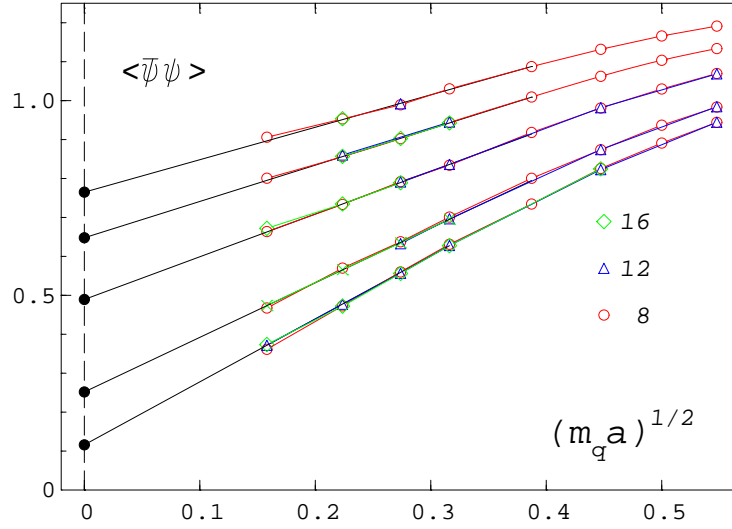
We have extended the work of Karsch et al.[5] on  $N_\sigma^3 \times 4$  lattices with  $N_\sigma = 8, 12, 16$  at the couplings  $\beta = 2.8, 3.0, 3.2, 3.4, 3.48$  and  $3.50$ , that is for  $\beta \leq \beta_c$ . All our simulations were done with the MILC code using the R-algorithm with a mass-dependent stepsize  $\delta\tau(m_q a) = \min\{0.4m_q a, 0.1\}$  and trajectory length  $\tau = 1$ . We produced 1000-2000 trajectories for masses  $m_q a \in [0.025, 0.5]$  and somewhat less for  $m_q a = 0.01$ .

Like in  $aQCD$  we have tested the mass dependence of the chiral condensate at fixed  $\beta < \beta_c$ . In Fig. 3 we show the data from  $\beta = 2.8$  to  $\beta = 3.48$  as a function of  $(m_q a)^{1/2}$ . We have fitted the data in the range  $m_q a \lesssim 0.15$  to the ansatz

$$\langle \bar{\psi}\psi \rangle(\beta, m_q a) = \langle \bar{\psi}\psi \rangle(\beta, 0) + c_1(\beta)(m_q a)^{1/2}. \quad (3.1)$$

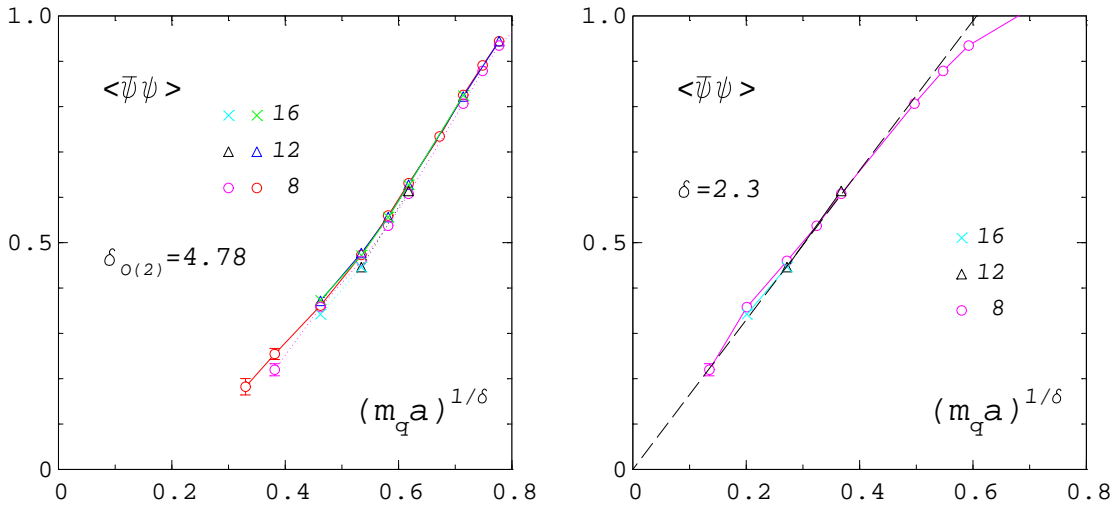
Again, the behaviour expected due to the Goldstone effect is confirmed by the data.

In Fig. 4 we investigate the scaling form  $\langle \bar{\psi}\psi \rangle = d_c(m_q a)^{1/\delta}$  for the critical point in the close neighbourhood of  $\beta_c$ . We have plotted the data with  $\delta_{O(2)} = 4.78$  in the left part of Fig. 4 at  $\beta = 3.48$  (solid lines) and  $\beta = 3.5$  (dotted lines). Obviously, the curves are no straight lines going through the origin. Also, the corresponding attempt to obtain a scaling function with  $O(2)$  exponents fails as can be seen in the left part of Fig. 5. Here,  $\beta_c = 3.51$  was used, the scales are not normalized. Other values for  $\beta_c$  shift the results slightly, but do not lead to scaling. The use of  $O(4)$  exponents does not improve the result.

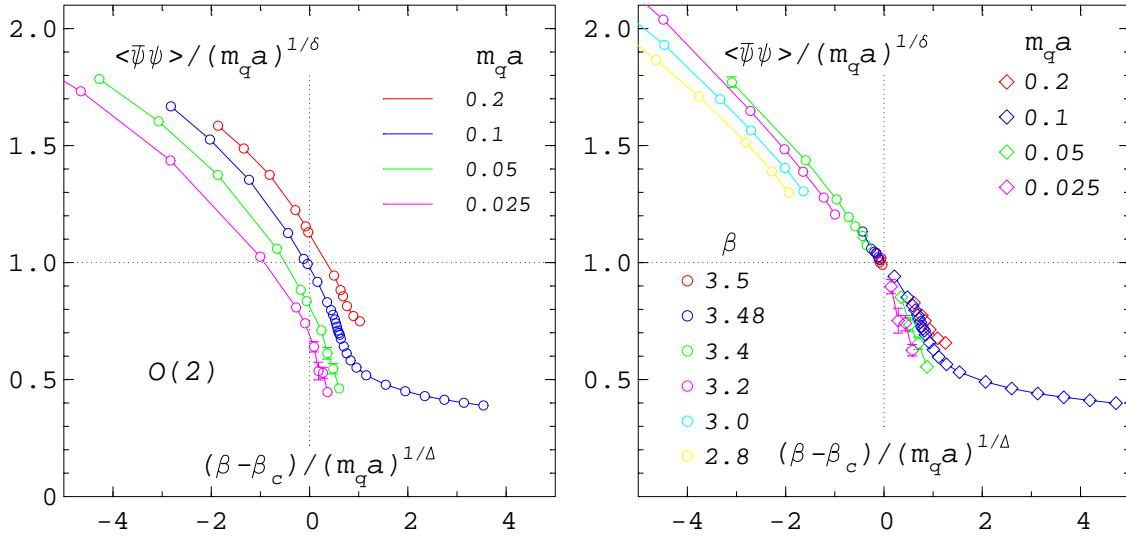


**Figure 3:** The chiral condensate  $\langle \bar{\psi} \psi \rangle$  as a function of  $(m_q a)^{1/2}$  for all  $\beta$ -values between 2.8 (highest values) and 3.48 (lowest values) from  $N_\sigma^3 \times 4$  lattices with  $N_\sigma = 8$  (circles), 12 (triangles) and 16 (diamonds). The black lines show the fit results and the filled circles the estimates for the chiral condensate at  $m_q a = 0$ .

In order to achieve scaling of the data we have fitted the ansatz  $\langle \bar{\psi} \psi \rangle = d_c (m_q a)^{1/\delta}$  at  $\beta = 3.50$  with a free amplitude  $d_c$  and a free exponent  $\delta$  for  $m_q a \in [0.01, 0.1]$  and obtain  $\delta = 2.3$ . The fit is shown in the right part of Fig. 4. Likewise, we estimated the magnetic exponent  $\beta_m$  to 0.6 from the values of  $\langle \bar{\psi} \psi \rangle$  at  $m_q a = 0$  which we gained from the Goldstone extrapolations. In the right part of Fig. 5 we show the data for these exponents. Here,  $\langle \bar{\psi} \psi \rangle / (m_q a)^{1/\delta}$  is normalized to 1 at  $\beta_c$ . Still, scaling is not perfect, but certainly much better than for  $O(N)$  exponents.



**Figure 4:** Test of the scaling ansatz for  $\langle \bar{\psi} \psi \rangle$  at the critical point for  $O(2)$  (left part) at  $\beta = 3.48$  (solid lines) and 3.5 (dotted lines). In the right part we show a free fit to the scaling ansatz at  $\beta = 3.5$  (dashed line). Here, the exponent is  $\delta = 2.3$ .



**Figure 5:** Test on scaling behaviour of  $\langle \bar{\psi}\psi \rangle / (m_q a)^{1/\delta}$  in QCD for  $O(2)$  (left) and free (right) exponents in the critical region. The data for fixed  $\beta$  or fixed  $m_q a$  are connected by straight lines to guide the eye.

#### 4. Summary

In  $aQCD$  the deconfinement transition is first order and occurs below the second order chiral transition. The latter is located at  $\beta_c = 5.624(2)$ . The scaling behaviour of  $\langle \bar{\psi}\psi \rangle$  in the vicinity of  $\beta_c$  is in full agreement with the  $3d$   $O(2)$  universality class. The lattice data do not yet show scaling with exponents from the proposed continuum class[2]. In the region between the two phase transitions the quark mass dependence of the chiral condensate is as expected due to the existence of Goldstone modes like in  $3d$   $O(N)$  spin models.

For  $QCD$  we find that the chiral condensate exhibits Goldstone effects below the chiral transition point as in  $3d$   $O(N)$  spin models and like in  $aQCD$ . The transition is of second order or a crossover, there is no sign of a first order behaviour. In the vicinity of  $\beta_c$  the chiral condensate does not show the scaling behaviour of the  $3d$   $O(2)$  or  $O(4)$  universality classes, at best it is that of a class with exponents  $\delta = 2.3$  and  $\beta_m = 0.6$ . This result could be a consequence of the coincidence of the deconfinement and the chiral transitions.

#### References

- [1] F. Karsch and M. Lütgemeier, Nucl. Phys. B **550** (1999) 449 [hep-lat/9812023].
- [2] F. Basile, A. Pelissetto and E. Vicari, JHEP **0502** (2005) 044 [hep-th/0412026], and *Finite-temperature chiral transition in QCD with quarks in the fundamental and adjoint representation*, in proceedings of the XXIIIrd Int. Symposium on Lattice Field Theory, PoS(LAT2005)199.
- [3] J. Engels, S. Holtmann and T. Schulze, Nucl. Phys. B **724** (2005) 357 [hep-lat/0505008].
- [4] U. M. Heller, F. Karsch and B. Sturmfels, Phys. Rev. D **60** (1999) 114502 [hep-lat/9901010].
- [5] F. Karsch, E. Laermann and A. Peikert, Nucl. Phys. B **605** (2001) 579 [hep-lat/0012023].