

About a possible 3rd order phase transition at $T = 0$ in 4D gluodynamics

L. Li

*Department of Physics and Astronomy
The University of Iowa
Iowa City, IA 52242
USA*

Y. Meurice*

*Kavli Institute for Theoretical Physics, Santa Barbara
Santa Barbara, CA 93106 USA*

and

*Department of Physics and Astronomy
The University of Iowa
Iowa City, IA 52242
USA*

(Dated: December 24, 2018)

We revisit the question of the convergence of lattice perturbation theory for a pure $SU(3)$ lattice gauge theory in 4 dimensions. Using a series for the average plaquette up to order 10 in the weak coupling parameter β^{-1} , we show that the analysis of the extrapolated ratio and the extrapolated slope suggests the possibility of a non-analytical power behavior of the form $(1/\beta - 1/5.7(1))^{1.0(1)}$, in agreement with another existing analysis based on the same assumption. This would imply that the third derivative of the free energy density diverges near $\beta = 5.7$. We show that the peak in the third derivative of the free energy present on 4^4 lattices shrinks when the size of the lattice is increased isotropically up to a 10^4 lattice. On the other hand, on $4 \times L^3$ lattices, a jump in the third derivative persists when L increases. Its location coincides with the onset of the Polyakov loop and is close to $\beta = 5.7$ for $L = 8$.

PACS numbers: 11.15.-q, 11.15.Ha, 11.15.Me, 12.38.Cy

I. INTRODUCTION

It is widely accepted that the continuum limit of asymptotically free lattice gauge theories at zero temperature is obtained in the limit of arbitrarily small coupling. In practice, however, the relevant information about the continuum is obtained from a crossover region where both weak and strong coupling expansions break down, but where one can observe the onset of asymptotic scaling. In this region, observables such as the average of the elementary plaquette are sensitive to the contributions of large field configurations. Such contributions can be modified by adding an adjoint term [1, 2, 3, 4], a monopole chemical potential [5, 6] or by removing configurations with an action larger than some given value [7]. These studies illustrate the fact that non-universal features or lattice artifacts seem generically present in the crossover region.

On the other hand, one may hope that the universal features of the continuum limit may be obtained directly from a weak coupling expansion. However, convergence issues need to be considered. The discontinuity in the plaquette average [8] in the limits $g^2 \rightarrow 0^\pm$ precludes the existence of a regular perturbative series, and the decompactification of the gauge variables in lattice perturbation

[9] should lead to asymptotic series [10]. Despite these considerations, an analysis of the first 10 coefficients for the average plaquette P [9, 11, 12, 13] suggests [14] a finite radius of convergence and a non-analytic behavior of the form

$$P \simeq A_0(1/\beta_c - 1/\beta)^{-\zeta}. \quad (1)$$

In the present context, $\zeta \simeq -1$ and one needs to take one or two derivatives in order to observe a possible singularity. This interpretation of the series is not uncontroversial and more generally one expects that it possible to smoothly connect asymptotic freedom and confinement. Consequently, a natural strategy would be to try to falsify Eq. (1).

In this article, we discuss the consequences of the assumption in Eq. (1) and compare them with numerical results. We consider the minimal, unimproved, lattice gauge model originally proposed by K. Wilson [15]. With standard notation, the lattice functional integral or partition function is

$$Z = \prod_l \int dU_l e^{-\beta \sum_p (1 - (1/N) \text{ReTr}(U_p))} \quad (2)$$

with $\beta = 2N/g^2$. Our study focuses on the average plaquette P and its derivatives which are defined more precisely in Sec. IV. All numerical calculations are done with $N = 3$.

*Also at the Obermann Center for Advanced Study; yannick-meurice@uiowa.edu

In Sec. II, we discuss various ways to estimate the unknown parameters in Eq. (1). All the methods give results which are reasonably consistent and show the robustness of the analysis of Ref. [14]. If we take these results seriously, they imply the existence of a third order phase transition. In the following, we say that there is a "third-order phase transition" if the derivatives of the free energy density of order strictly less than 3 are continuous and bounded, while the third derivative of is discontinuous or unbounded. Eq. (1) with $-2 < \zeta < -1$ means that the third derivative is unbounded while the first and second are not. Other examples of third order phase transitions show a discontinuity in the third derivative. This has been observed in the context of the large- N limit of gauge theories in two dimensions [16], deconfinement in matrix models [17], random surface models [18] and spin glasses [19]. In Sec. III, we discuss the possibility of having asymptotic series behaving temporarily as series with a finite radius of convergence and we discuss the effect of the tadpole improvement [20]. In Sec. IV, we calculate numerically the first two derivatives of P on L^4 lattices. and also on $4L^3$ lattices together with the average of the Polyakov loop.

II. SERIES ANALYSIS

In this section we analyze the weak coupling series

$$P(\beta) \sim \sum_{m=1}^{10} b_m \beta^{-m}. \quad (3)$$

We define $r_m = b_m/b_{m-1}$, the ratio of two successive coefficients. The r_m are displayed in Fig. 1. In this Fig. and the following, we compare three data sets. The first set [12] is the 1995, order 8, series (empty circles) and the two other sets are the more recent [13] order 10 series calculated on a 8^4 (stars) and 24^4 (filled circles) lattices. It is difficult to distinguish the ratios corresponding to the three data sets on Fig. 1. The first three coefficients are in good agreement with analytical results [9, 11]. The apparent convergence of the ratios suggests [14] that we consider a leading non-analytical behavior the form given in Eq. (1). This will be our working hypothesis for the rest of the section.

One can estimate the unknown parameters [21] with a fit $r_m = \beta_c(1 + (\zeta - 1)/m)$ For instance, the range 3 to 10 for the ratios gives $\beta_c \simeq 5.66$ and $\zeta \simeq -0.76$ while the range 4 to 10 gives $\beta_c \simeq 5.69$ and $\zeta \simeq -0.82$. The $1/m^2$ corrections were reduced with a modified form $r_m = \beta_c(1 + (\zeta - 1)/(m + s))$ in Ref. [14] with a value $s = 0.44$. Using the range 4 to 10 again, one obtains $\beta_c \simeq 5.78$ and $\zeta \simeq -1.01$. The estimates quoted in Ref. [14] are $\beta_c \simeq 6 \times 0.961 \simeq 5.77$ and $\zeta \simeq -0.99$.

Another way to reduce the uncertainties of order $1/m$ in the estimation of β_c is to use [22] the extrapolated ratio (\hat{R}_m) defined as

$$\hat{R}_m = mr_m - (m-1)r_{m-1}. \quad (4)$$

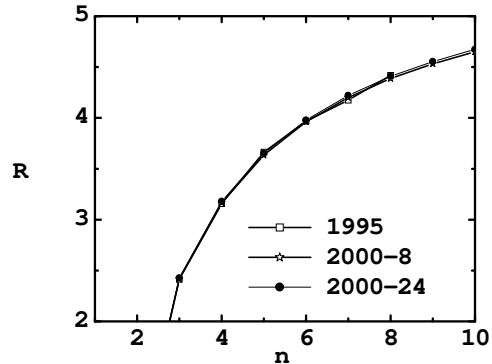


FIG. 1: r_m versus m for the three data set given in the text.

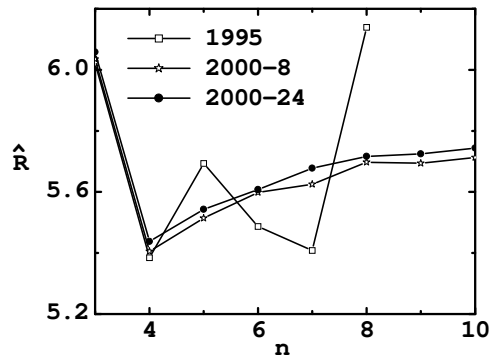


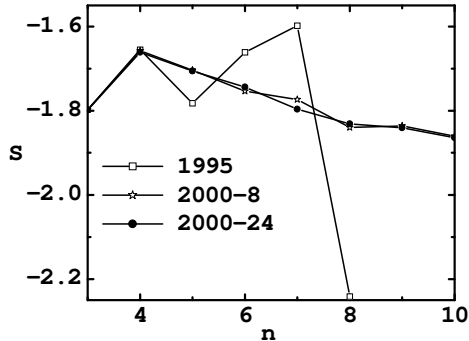
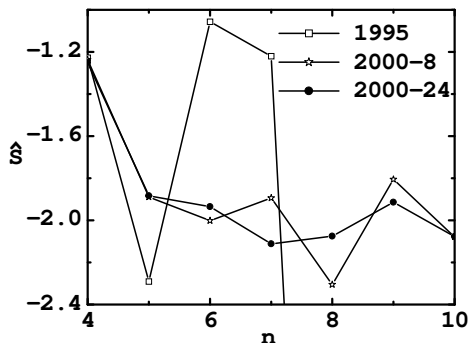
FIG. 2: \hat{R}_m versus m for the three data sets described in the text.

The values of \hat{R}_m are shown in Fig. 2. As the calculation involves differences of successive ratios multiplied by the order, the result is sensitive to statistical errors. Fig. 2 illustrates the fact that the 2000 series has much smaller statistical errors than the 1995 series. Fig. 2 also indicates that as the volume increases from 8^4 to 24^4 , \hat{R}_m increases by approximately 0.03 which is slightly larger than the changes in \hat{R}_m with $m \geq 8$. Our best estimate of β_c is $\hat{R}_{10} = 5.74$ for the 24^4 lattice. Given the other estimates and the size of the volume effects, it is reasonable to conclude that $\beta_c = 5.7(1)$.

The corrections of order $(1/m)^2$ in r_m introduce an uncertainty of order $1/m$ in the estimation of ζ . It is possible to eliminate this effect by using [22] the extrapolated slope (\hat{S}_m). For this purpose, we first introduce the normalized slope S_m defined as

$$S_m = -m(m-1)(r_m - r_{m-1})/(mr_m - (m-1)r_{m-1}) \quad (5)$$

The values of S_m are shown in Fig. 3 again showing a much better stability for the 2000 series. The volume effects are smaller than for \hat{R}_m . They are typically of order 0.01 or smaller. It is known [22] that $S_m \simeq \zeta -$

FIG. 3: S_m versus m .FIG. 4: \hat{S}_m versus m .

$1 + K/m$. Using a fit of this form, we obtain $\zeta = -1.03$ for the $m = 4$ to 10 values. One can then remove the $1/m$ corrections by using [22] the extrapolated slope \hat{S} defined as

$$\hat{S}_m = mS_m - (m-1)S_{m-1}. \quad (6)$$

It provides an estimator with corrections of the form

$$\hat{S}_m = \zeta - 1 - Bm^{-\Delta} + O(m^{-2}), \quad (7)$$

where Δ is an exponent corresponding to possible non-analytical corrections to the leading term Eq. (1). In 3 dimensional scalar models, Δ is related to irrelevant directions. The values of \hat{S}_m are shown in Fig. 4. Again, the fluctuations are larger than for the unextrapolated quantity and the 2000 data is much more stable. For the 2000 data on a 24^4 lattice, we have $\hat{S}_9 = -1.91$ $\hat{S}_{10} \simeq -2.08$. Based on previous estimates, we conclude that $\zeta = -1.0(1)$.

In summary, the analysis of ratios suggests that P has a non-analytic, power-like singularity $P_{n.-a.}$ with

$$P_{n.-a.} \propto (1/5.7(1) - 1/\beta)^{1.0(1)}. \quad (8)$$

This equation is in good agreement with Ref. [14] and other estimates discussed above.

III. REMARKS

It is not difficult to find an asymptotic series (which has a zero radius of convergence) for which the beginning coefficients suggest a power singularity. A simple example is

$$Q(\beta) = \int_0^\infty dt e^{-t} t^\alpha [1 - t\beta_c/(\alpha\beta)]^{-\zeta} \quad (9)$$

the ratios of coefficients of β^{-1} can be calculated exactly:

$$r_m = ((\alpha + m)/\alpha)\beta_c(1 + (\zeta - 1)/m).$$

For α sufficiently large and $m \ll \alpha$, we have

$$r_m \simeq \beta_c(1 + (\zeta - 1)/m),$$

which corresponds approximately to the situation observed for the series discussed above. On the other hand, for $m \gg \alpha$ we have $r_m \propto m$ which shows that for sufficiently large m , the coefficients grow factorially.

It is also well-known that the convergence of perturbative series is better if we use the tadpole improvement [20]. One defines a new series

$$P \simeq \sum_{m=0}^K b_m \beta^{-m} = \sum_{m=0}^K e_m \beta_R^{-m} + O(\beta_R^{-K-1}) \quad (10)$$

with a new expansion parameter

$$\beta_R^{-1} = \beta^{-1} \frac{1}{1 - \sum_{m=0} b_m \beta^{-m}}. \quad (11)$$

The new coefficients are shown in Table I. If we exclude the last coefficient, we find that the series is alternate and has much smaller coefficients. The first six ratios are of order -1, which suggests a singularity at negative β_R . A discontinuity in P at $\beta \simeq -22$ was observed in [8], however we have no interpretation for $\beta_R < 0$.

m	b_m	e_m
1	2	2
2	1.2208	-2.779
3	2.9621	3.637
4	9.417	-3.961
5	34.39	4.766
6	136.8	-3.881
7	577.4	6.822
8	2545	-1.771
9	11590	17.50
10	54160	48.08

TABLE I: b_m : regular coefficients; e_m : tadpole improved coefficients

IV. DIRECT SEARCH FOR A SINGULARITY

If we take Eq. (8) at face value, it implies that the third derivative of the free energy density should have a singularity with an exponent close to -1. More precisely, we would expect:

$$\partial^2 P / \partial \beta^2 \propto (1/5.7(1) - 1/\beta)^{-1.0(1)} . \quad (12)$$

For symmetric finite lattices with L^D sites and periodic boundary conditions, the number of plaquettes is

$$\mathcal{N}_p \equiv L^D D(D-1)/2 . \quad (13)$$

Using the free energy density

$$f \equiv -(1/\mathcal{N}_p) \ln Z , \quad (14)$$

we define the average plaquette

$$P = \partial f / \partial \beta = (1/\mathcal{N}_p) \langle \Sigma \rangle \quad (15)$$

with

$$\Sigma \equiv \sum_p (1 - (1/N) \text{ReTr}(U_p)) . \quad (16)$$

We also define the higher moments:

$$-\partial P / \partial \beta = (1/\mathcal{N}_p) [\langle \Sigma^2 \rangle - \langle \Sigma \rangle^2] , \quad (17)$$

and

$$\partial^2 P / \partial \beta^2 = (1/\mathcal{N}_p) [\langle \Sigma^3 \rangle - 3 \langle \Sigma \rangle \langle \Sigma^2 \rangle + \langle \Sigma \rangle^3] \quad (18)$$

It should be noted that there is some loss of precision in the calculation of the higher moments. For instance, in $-\partial P / \partial \beta$, the two terms are of order \mathcal{N}_p but their difference is of order 1. For $\partial^2 P / \partial \beta^2$, the three terms are of order \mathcal{N}_p^2 while their combination is of order 1. For a symmetric lattice with 10^4 sites, for instance, the second derivative of the plaquette will appear in the ninth significant digit and the use of double precision is crucial.

We have calculated the plaquette and its first two derivatives on L^4 lattices, with $L=4, 6, 8$ and 10 . The first derivative is shown in Fig. 5. When going from $L=4$ to $L=6$, the peak moves to the right and its height diminishes. This situation is very close to Fig. 1 of Ref. [23] in the case of $SU(2)$. When increasing L to 8, the values around 5.7 slightly drops and then stabilizes for $L=10$.

The second derivative of the plaquette is shown in Fig. 6. For comparison, we have also reproduced the first derivative over the same range and with the same scale. In general, we found a reasonable agreement between the values obtained by subtracted averages or by taking the a numerical derivative as also observed in [23]. The figure makes clear that the peak seems to disappear to a level close to our statistical fluctuations when the volume increases.

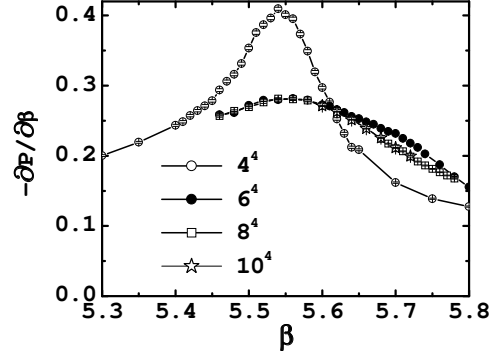


FIG. 5: First derivative of P versus β .

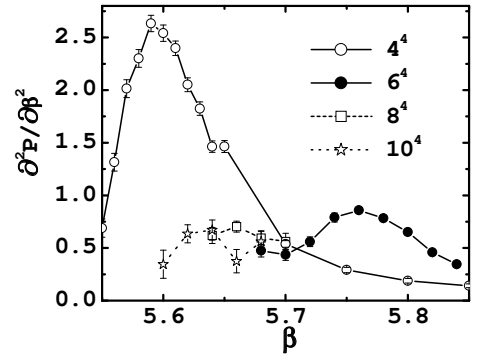
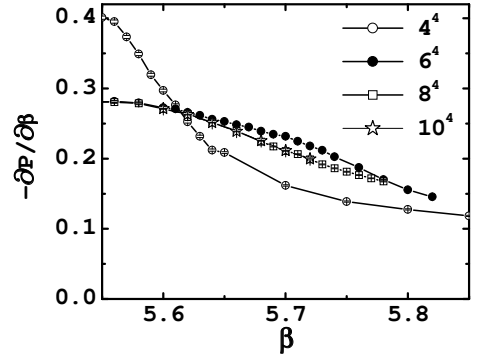


FIG. 6: First and second derivative of P versus β .

We have also calculated the same quantities on $4L^3$ lattices with $L=4, 6$ and 8 . The results are shown in Figs. 7, 8 and 9. The sudden jump in the second derivative of P persists when L increases. The location of the jump coincides with the onset of the average of the Polyakov loop. Roughly, the jump occurs in a region where the Polyakov loop becomes larger than 0.1. As L increases, this location moves slightly to the right. For $L=8$, it is close to $\beta=5.7$, which is perhaps coincidentally our predicted critical value for isotropic lattices. As the number of lattice sites in the time direction increases,

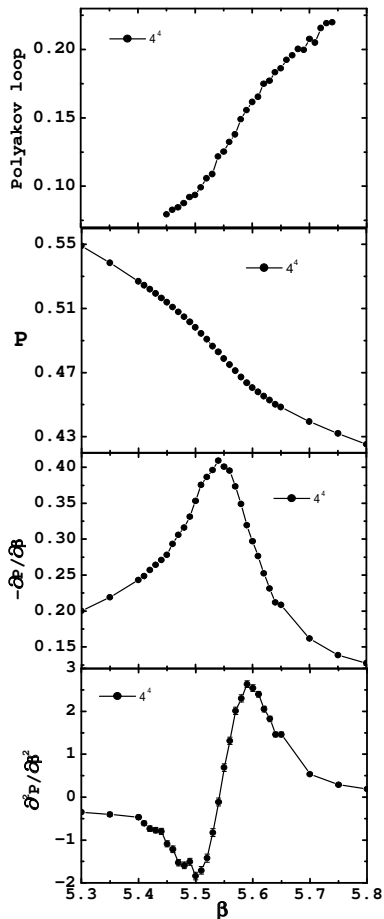


FIG. 7: The Polyakov loop, P , first and second derivative of P versus β for a 4^4 lattice.

we expect the critical value to increase. Note also that the first derivative of P seems to develop a small increase for $L = 8$ where $L = 6$ is approximately linear. This may signal that ζ is indeed slightly larger than -1, which would imply a singularity in the first derivative of P .

Note that on L^4 lattices, the onset of the Polyakov loop occurs at larger values of β . For instance, on a 8^4 lattice, it is 0.1 near $\beta = 6.6$. However, we found nothing but a smooth decrease for the first derivative of P in this range.

V. CONCLUSIONS

We have confirmed that the perturbative series suggests a singularity in the second derivative of P . For L^4 lattices, we found no evidence for a peak with height increasing with the volume in the second derivative. A discontinuity of very small size cannot be ruled out. On the other hand, for $4 \times L^3$ lattices, a discontinuity in this quantity seems to persist when the volume increases. As

the location of the discontinuity is correlated with the lo-

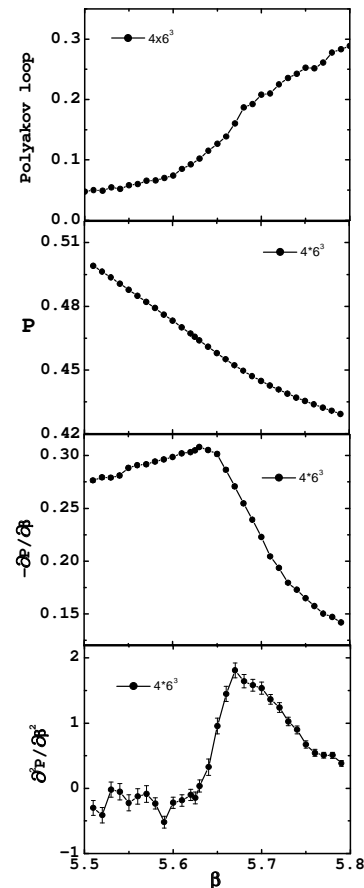


FIG. 8: The Polyakov loop, P , first and second derivative of P versus β for a 4×6^3 lattice.

cation of the onset of the Polyakov loop, this phenomenon should be understandable in terms of the finite temperature transition.

Acknowledgments

This work was completed while Y. M. was visiting the Kavli Institute for Theoretical Physics. Y. M. thanks the organizers of the workshop "Modern Challenges for Lattice Field Theory" for making possible many conversations about old and new topics related to the questions discussed here. Y. M. acknowledges valuable discussions with the participants. This research was supported in part by the National Science Foundation under Grant No. PHY99-07949, in part by the Department of Energy under Contract No. FG02-91ER40664. We thank the ITS of the University of Iowa for letting us use their computing facilities. We thank M. Di Pierro for making the code fermiqcd available to us.

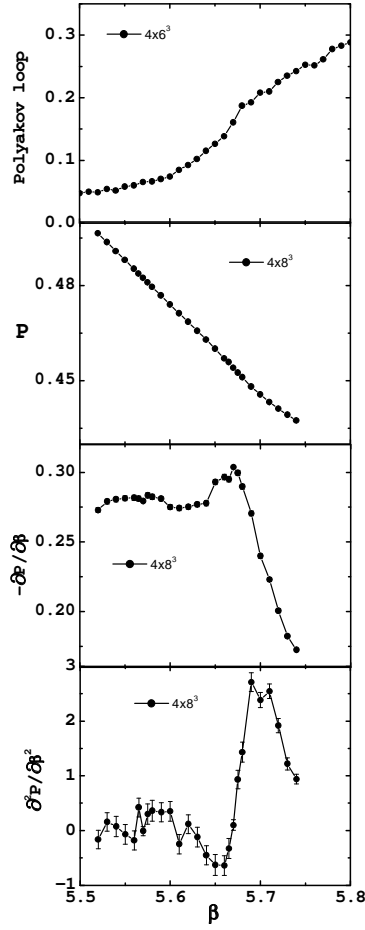


FIG. 9: The Polyakov loop, P , first and second derivative of P versus β for a 4×8^3 lattice .

-
- [1] G. Bhanot and M. Creutz, Phys. Rev. **D24**, 3212 (1981).
 - [2] U. M. Heller, Phys. Lett. **B362**, 123 (1995), hep-lat/9508009.
 - [3] P. de Forcrand and O. Jahn, Nucl. Phys. **B651**, 125 (2003), hep-lat/0211004.
 - [4] M. Hasenbusch and S. Necco, JHEP **08**, 005 (2004), hep-lat/0405012.
 - [5] G. Mack and V. B. Petkova, Ann. Phys. **123**, 442 (1979).
 - [6] R. C. Brower, D. A. Kessler, and H. Levine, Phys. Rev. Lett. **47**, 621 (1981).
 - [7] L. Li and Y. Meurice (2004), hep-lat/0409096.
 - [8] L. Li and Y. Meurice, Phys. Rev. D **71**, 016008 (2005), hep-lat/0410029.
 - [9] U. M. Heller and F. Karsch, Nucl. Phys. **B251**, 254 (1985).
 - [10] L. Li and Y. Meurice, Phys. Rev. **D71**, 054509 (2005), hep-lat/0501023.
 - [11] B. Alles, M. Campostrini, A. Feo, and H. Panagopoulos, Phys. Lett. **B324**, 433 (1994), hep-lat/9306001.
 - [12] F. Di Renzo, E. Onofri, and G. Marchesini, Nucl. Phys. **B457**, 202 (1995), hep-th/9502095.
 - [13] F. Di Renzo and L. Scorzato, JHEP **10**, 038 (2001), hep-lat/0011067.
 - [14] R. Horsley, P. E. L. Rakow, and G. Schierholz, Nucl. Phys. Proc. Suppl. **106**, 870 (2002), hep-lat/0110210.
 - [15] K. G. Wilson, Phys. Rev. **D10**, 2445 (1974).
 - [16] D. J. Gross and E. Witten, Phys. Rev. **D21**, 446 (1980).
 - [17] A. Dimitru J. Lanaghan and R. Pisarski, Phys. Rev. **D71**, 074004 (2005).
 - [18] S. M. Catterall, Phys. Lett. **B220**, 207 (1989).
 - [19] A. Crisanti, T. Rizzo, and T. Tamesvari, Eur. Phys. J. B **33**, 203 (2003).
 - [20] G. P. Lepage and P. B. Mackenzie, Phys. Rev. **D48**, 2250 (1993), hep-lat/9209022.
 - [21] D. Gaunt and A. Guttmann, *Phase Transition and Critical Phenomena* (Academic Press, London, 1974), vol. 3.
 - [22] B. Nickel, *Phase Transitions, Cargese 1980* (Plenum Press, New York, 1982).
 - [23] J. Engels and T. Scheideler, Phys. Lett. **B394**, 147 (1997), hep-lat/9610019.