

Corrections with respect to the version submitted as Habilitationsschrift:

- typographical errors corrected;
- in section 2.5, the order of 2 sentences changed and the word ‘rather’ added;
- in section 3.6, one citation for α_s updated;
- in section 6.3, mistakenly introduced ‘In general’ substituted by ‘For Wilson fermions’;
- remark about the nucleon mass in quenched chiral perturbation theory moved from section 4.1.1 to section 5.5;
- in section 4.2.2 modified statement about use of non-relativistic effective field theories in lattice calculations of the Υ ;
- added a sentence introducing the decay constant data in the beginning of section 8.1.2;
- new unquenched result for f_B added in section 8.4.

Effective Field Theories for Quantum Chromodynamics on the Lattice

A. Ali Khan

Institut für Theoretische Physik, Universität Regensburg,
93040 Regensburg, Germany ¹

Abstract

Light and heavy-light (b) hadrons are among the most interesting and among the most challenging quantities to calculate in lattice gauge theory. One would like to avoid discretization effects from very heavy quarks and to calculate chiral extrapolations and calculate finite volume effects from light quarks. For this one uses effective theories: Chiral Perturbation Theory and Nonrelativistic QCD or Heavy Quark Effective Theory. Lattice results are reviewed on hadrons containing light quarks and light and b quarks, and discussed in the framework of effective theories.

¹previous address: Humboldt-Universität zu Berlin, Newtonstr. 15, 12489 Berlin, Germany.

Contents

1	INTRODUCTION	4
2	QCD AND THE STANDARD MODEL	6
2.1	Hadrons and the Quark Model	6
2.2	Gauge Theories: QED and QCD	7
2.3	QCD coupling	8
2.4	Chiral symmetry	10
2.5	Confinement	12
2.6	The Standard Model	13
2.7	CKM Matrix and Heavy Quark Decays	13
3	QCD ON THE LATTICE	18
3.1	Gauge Fields	18
3.2	Lattice Fermions	21
3.3	Hadron Correlation Functions	25
3.4	Dynamical Fermions and Quenching	27
3.5	Systematic Errors	27
3.6	The Static Quark Potential	28
3.7	Setting the Scale	33
4	EFFECTIVE FIELD THEORIES	35
4.1	Chiral Perturbation Theory (χPT)	36
4.1.1	χPT for relativistic baryons	39
4.1.2	Heavy baryon χPT	40
4.1.3	Lattice heavy baryon χPT	41
4.2	Heavy Quark Effective Theories	42
4.2.1	HQET	43
4.2.2	NRQCD	47
5	THE LIGHT HADRON SPECTRUM	48
5.1	Technical Details	49
5.2	Light Meson Masses	52
5.2.1	Quenched results	52
5.2.2	Unquenched results	53
5.3	Light Meson Decay Constants	54
5.3.1	Quenched results	55
5.3.2	Unquenched results	56
5.4	Light Baryons	56
5.4.1	Quenched results	56
5.4.2	Unquenched results	58

5.5	Nucleon Mass: Finite Size Effects and Chiral Extrapolation	60
6	HEAVY QUARKS ON THE LATTICE	67
6.1	Lattice HQET	67
6.2	Lattice NRQCD	68
6.2.1	NRQCD lattice action	68
6.2.2	Meson mass in NRQCD	69
6.2.3	Currents in NRQCD	71
6.2.4	Systematic errors	73
6.3	Relativistic Heavy Quark Actions	74
7	THE b HADRON SPECTRUM	76
7.1	S Wave States	78
7.2	Orbitally Excited B Mesons	80
7.3	b Baryons	83
7.4	bb Baryons	87
7.5	The B_c Spectrum	88
7.6	Comparison to other work	90
8	f_B WITH NON-RELATIVISTIC HEAVY QUARKS	92
8.1	Quenched calculations at an intermediate lattice spacing	93
8.1.1	NRQCD at $O(1/M)$	93
8.1.2	NRQCD at $O(1/M^2)$	93
8.2	Investigation of Unquenching and Scaling	94
8.2.1	Technical details	94
8.2.2	Results for f_B and f_{B_s}	98
8.2.3	The flavor breaking ratio	99
8.3	Discussion	100
8.4	Comparison to other work	102
9	SUMMARY AND CONCLUSIONS	107

1 INTRODUCTION

One of the most appealing ideas is that the fundamental forces of Nature can be explained from mathematical symmetries. Indeed the known conservation laws result from space-time and internal symmetries, and the hope is that it is possible to find a consistent theory describing the interactions between all elementary particles and describing how the world is kept together. A large step forward on this way was the development of the Standard Model of elementary particle physics which includes Quantum Chromodynamics (QCD), the theory of strong interactions, based on a local $SU(3)$ symmetry, and the Glashow-Salam-Weinberg model of the electromagnetic and weak forces based on a local $U(1)SU(2)$ symmetry. It gives a surprisingly accurate description of the presently known elementary particle interactions, in experiments with particle collisions at energies up to several 100 GeV. One now tries to understand as much of the implications of the Standard Model as possible, and to test the model by enhancing the precision of theoretical predictions and experimental measurements and by searching for contradictions, to be able to find indications for a broader and perhaps simpler and more symmetric physical theory.

An obvious expectation from the Standard Model, and QCD in particular, is to be able to explain the properties of mesons and baryons. For example, hadron masses and hadronic reactions should be predictable from QCD, and weak and electromagnetic matrix elements of hadrons experience contributions from the strong interactions whose magnitude has to be known to be able to interpret the matrix elements theoretically. Of great interest are weak decays of hadrons which depend on the Cabibbo-Kobayashi-Maskawa (CKM) matrix elements which are fundamental parameters of the Standard Model describing the flavor changing weak currents of quarks and play a special role by providing a mechanism for CP violation within hadron physics.

Among the CKM matrix elements which are at present intensively studied in experiments and theory and which are relevant to CP violation are those related to heavy flavored quarks, in particular the b quark.

At energies less than 1 GeV, the interaction strength increases and non-perturbative are required. Placing space and time onto a four-dimensional lattice [1] it is possible to calculate matrix elements numerically on a computer within a path integral formalism. In the past few years the lattice has become a standard method in QCD calculations.

To avoid finite size effects, the lattice extent L should be much larger than the wavefunction size or the Compton wavelength of the particles one would like to describe, and the inverse lattice spacing a^{-1} should be much larger than the relevant masses and momenta in order to avoid cutoff effects from the finite lattice spacing a . The lightest hadrons, the pions, have a mass of around 140 MeV, whereas the B meson has a mass of 5.28 GeV and contains a heavy quark with a mass of 5 GeV. Lattice calculations of hadrons with heavy and light quarks have to be able to describe physics from this large

range of scales.

An remarkable property of hadrons with heavy quarks is that the energy level splittings of b hadrons are much smaller than their masses: of the order of $\Lambda_{QCD} = 200 - 500$ MeV or smaller, where Λ_{QCD} is the energy scale where QCD becomes non-perturbative. The dynamics of the heavy quarks can be accounted for in an expansion in powers of the inverse heavy quark mass. This is a basis for effective field theories such as Heavy Quark Effective Theory (HQET) (for reviews see [2]) and non-relativistic QCD (NRQCD) [3,4], which can be used to simulate heavy quarks directly on the lattice while avoiding large discretization errors proportional to powers of the large mass. Besides, heavy quark effective field theory predictions can be used to guide extrapolations and interpolations of lattice simulation data as a function of the heavy quark mass.

Simulations with light quarks are computationally expensive and sensitive to the finite lattice volume. Therefore one often uses quark masses much heavier than u and d quark masses and extrapolates the results to the physical values. A formalism for this can be derived using chiral perturbation theory (χPT), an expansion around the chiral (zero quark mass) limit describing the low-energy degrees of freedom of QCD, i.e. pions and other light mesons and their interactions with other hadrons at low energy.

If one assumes that chiral symmetry of QCD is spontaneously broken, one expects massless Goldstone bosons in the particle spectrum. The physical light mesons can be identified with the corresponding Goldstone bosons if explicit breaking of chiral symmetry is added by including quark mass terms in the Lagrangian. Hadron interactions give corrections to the relations between quark and hadron masses. At low momenta the interactions e.g. in $\pi - \pi$ scattering and $\pi - N$ scattering are weak and can be treated using perturbative methods.

The aim of this article is to summarize lattice calculations of the light and heavy-light hadron spectrum and decay constants the author performed within various collaborations, to discuss the systematics of these calculations in some detail, and to compare the results to recent other work. To make the article more self-contained, a short introduction to some formalisms relevant to the calculations is also given.

In Section 2 we give a review of the basic theory and phenomena of QCD. A brief introduction to the lattice formalism is given in Section 3. The concepts of effective theories which are relevant in the context of QCD calculations, namely NRQCD, HQET and Chiral Perturbation Theory, are discussed in Section 4. Having made acquaintance with the lattice and the chiral effective field theory for the analysis of the light quark mass dependence, we discuss results on the light hadron spectrum and decay constants in Section 5. In Section 6 we discuss lattice formalisms for heavy quarks using non-relativistic effective theories. In Sections 7 and 8 lattice results on the b -light spectrum and decay constants are presented. Section 9 contains some conclusions.

2 QCD AND THE STANDARD MODEL

In this section we give a brief overview of QCD emerging from nuclear physics and the Standard Model of Elementary Particle Physics. For a recent review about hadron physics and methods in QCD see e.g. [5].

2.1 Hadrons and the Quark Model

In the early 20th century it was discovered that atoms possess nuclei which are much smaller than the atom and which consist of smaller particles, protons and neutrons, which in turn are tied together by the strong nuclear force. We are interested in studying the strong force to understand what keeps all matter together.

Yukawa postulated in 1935 that the interactions between nucleons are due to exchange of mesons [6]. From the short range of the nuclear force (interaction radius $r \sim 1 \text{ fm}$), he concluded that the mesons should have a mass of $\sim 1/r \simeq 100 \text{ MeV}$. In 1947, the π meson was discovered experimentally with a mass of $\sim 140 \text{ MeV}$. K mesons were discovered soon afterwards.

Since the 1970's indications began to accumulate that hadrons, i.e. nuclear particles and other particles interacting with the strong force consist of even smaller particles: baryons such as protons (p), neutrons (n), hyperons and their like consist of three quarks and mesons such as pions, kaons, the J/ψ and the Υ of a quark and an antiquark.

The masses of proton and neutron are very closely degenerate, and they can be regarded as transforming as an approximately degenerate doublet of ‘nucleons’ in the fundamental representation of a global $SU(2)$ symmetry group. The corresponding quantum number is isospin (I). Within the quark model, the nucleons and pions are composed of u and d quarks, both almost massless, which sit in the fundamental representation of $SU(2)$.

The discovery of hadrons with a new quantum number, the strangeness S , led to the introduction of the strange (s) quark. The spectra of strange and lighter hadrons can be described using an approximate symmetry between hadrons with strangeness and those without. In the ‘Eightfold Way’ model of Gell-Mann and Ne’eman [7], the three quarks can be identified with the generators of an approximate $SU(3)$ flavor symmetry in the fundamental representation. The symmetry group contains isospin as well as the quantum number hypercharge $Y = B + S$, where B is the baryon number. The low-lying mesons composed of a quark and an antiquark can be grouped into irreducible representations contained in the 33^* product representation of $SU(3)$, the singlet and the octet, and baryons consisting of three quarks can be grouped into the octet or decuplet representations contained in the product 333 . The light baryon states, for which lattice results will be discussed later, and their quark content are shown in Table 1.

The discovery of the Δ^{++} gave an indication for the existence of an additional degree of freedom, the color. According to the quark model it consists of three u quarks with

Quark content	Octet	Decuplet
uuu		Δ^{++}
uud	p	Δ^+
udd	n	Δ^0
ddd		Δ^-
uus	Σ^+	Σ^{*+}
uds	Σ^0, Λ^0	Σ^{*+}
dds	Σ^+	Σ^{*+}
uss	Ξ^0	Σ^{*0}
dss	Ξ^-	Σ^{*-}
sss		Ω^-

Table 1: Baryons and their quark content within the quark model. Electric charges are indicated by superscripts. The names of strange baryons can be extended to those containing heavy quarks as discussed in sections 7.3 and 7.4.

a totally symmetric wave function. If there was only one species of u quark, this would violate the Pauli principle.

High energy experiments also showed that nucleons have constituents. The existence of three colors of quarks showed up in measurements of the cross section for e^+e^- decaying into hadrons.

In studies of the structure of the nucleon in high-energy scattering experiments, constituents (‘partons’) were found which behaved as almost free particles in the high energy limit. Those can be identified with the quarks previously suggested by the quark model, and the gluons.

Important for the understanding of QCD as the theory of the strong interactions was the discovery of mesons consisting of heavier quarks. In 1974, a bound state of a heavier quark flavor (charm) and its antiquark, the J/ψ meson, was discovered. A fifth species of quark (b) was found in 1977 with the discovery of the Υ , a $\bar{b}b$ bound state. It had been postulated earlier by Kobayashi and Maskawa to explain CP violation in the weak interactions, which had been discovered in 1964 by Christensen *et al* in decays of neutral K mesons into pions. Heavy-light mesons with b quarks are $B^+(\bar{b}u)$, $B^0(\bar{b}d)$, $\bar{B}^0(\bar{d}b)$, and $B^-(\bar{u}b)$. The sixth quark postulated by the Standard Model, the top (t) quark, was discovered in 1995.

2.2 Gauge Theories: QED and QCD

Interactions between elementary particles can be explained as resulting from local, i.e. space-time dependent, mathematical symmetries.

For example, the Lagrangian of free Dirac particles is invariant under global unitary

transformations

$$\begin{aligned} q &\rightarrow Vq, \\ \bar{q} &\rightarrow \bar{q}V^\dagger, \end{aligned} \tag{1}$$

where q are Dirac spinors and $V \in U(1)$ or $V \in SU(N)$. The symmetry group of the strong interactions is $SU(3)$ corresponding to three colors of quarks, which sit in the fundamental representation of the gauge group. Postulating invariance of the Lagrangian under local $U(1)$ or $SU(3)$ transformations requires the introduction of gauge fields coupling to the quarks with the covariant derivative D_μ , and the Lagrangian takes the following form:

$$\mathcal{L} = \bar{q}(i\gamma_\mu D^\mu - m)q + \mathcal{L}_g, \tag{2}$$

where \mathcal{L}_g is the gauge field Lagrangian. The different features of QED and QCD at tree level are compared in Table 2.

Quantum Electrodynamics	Quantum Chromodynamics
$U(1): V = \exp[i\alpha(x)]$	$SU(3): V = \exp[i\alpha^c(x)t^c]$
	t^c $SU(3)$ generators. $[t^a, t^b] = if^{abc}t^c$
$D_\mu = \partial_\mu + ieA_\mu$	$D_\mu \equiv \partial_\mu - igA_\mu^c t^c$
electric charge e	g strong coupling g
A_μ photon, neutral	A_μ^c gluon, color charged
$\mathcal{L}_g = -\frac{1}{4}F_{\mu\nu}F^{\mu\nu}$	$\mathcal{L}_g = -\frac{1}{4}G_{\mu\nu}^c G^{c\mu\nu}$
$F_{\mu\nu} = \partial_\mu A_\nu - \partial_\nu A_\mu$	$G_{\mu\nu}^a = \partial_\mu A_\nu^a - \partial_\nu A_\mu^a + gf^{abc}A_\mu^b A_\nu^c$

Table 2: Comparison of QED and QCD tree level Lagrangians.

Proof of the mathematical consistency of quantum theories with non-abelian gauge symmetries [8] in the early 1970's prepared the stage for a description of the strong interaction as a gauge theory with a local $SU(3)$ color symmetry, namely QCD.

2.3 QCD coupling

If a field theory of point particles is quantized divergent mathematical expressions can occur. If the divergences can be absorbed by a redefinition of the parameters of the Lagrangian the theory is (perturbatively) renormalizable. For non-abelian gauge theories renormalizability has been proven at any order of perturbation theory [8]. In general, the quantum corrections to a given physical process depend on the momenta of the external particles. A dependence of physical couplings is introduced on the momentum scales used to probe, i.e. look at, the physical system. For dimensional reasons the momentum dependence introduces an additional parameter, namely a renormalization scale. Then one can derive renormalization group equations, which determine how couplings,

masses and Green functions evolve as functions of the renormalization scale parameters or, alternatively, on the momentum scales.

Renormalization can actually be defined in more general terms than in perturbation theory only. The most interesting case occurs when limits exist where physical quantities such as dimensionless couplings and mass ratios become scale invariant. Renormalizability can then be viewed as the possibility to vary the bare parameters such that physics can be kept fixed while the distance scales at which the system is probed are changed. In perturbative QED, an electric charge appears weaker if it is probed at a larger distance because of screening of the charge due to generation of virtual electron-positron pairs. Since the QCD gauge group is non-abelian, the gauge fields themselves carry charges of the strong interactions and interact not only with the color-charged matter fields, but also among themselves. Perturbation theory predicts that the QCD coupling becomes weaker due to the self-interactions if it is probed at a smaller distance, i.e. at higher momentum. At infinite momentum the coupling vanishes. In 1973 it was shown that QCD has a free-field theory asymptotic behavior up to logarithmic corrections [9].

The scale dependence of the coupling $\alpha_s = g^2/(4\pi)$ is described by the β function

$$\mu \frac{d\alpha_s}{d\mu} = 2\beta(\alpha_s), \quad (3)$$

which in perturbation theory can be expanded in powers of α_s :

$$2\beta(\alpha_s) = -b_0 \frac{\alpha_s^2}{2\pi} - b_1 \frac{\alpha_s^3}{4\pi^2} + \dots \quad (4)$$

At one loop, the evolution of α_s from a scale μ_0 to a scale μ is given by

$$\alpha_s(\mu) = \frac{\alpha_s(\mu_0)}{1 + \frac{\alpha_s(\mu_0)}{2\pi} b_0 \ln \frac{\mu}{\mu_0}}, \quad (5)$$

with $b_0 = 11 - \frac{2}{3}N_f$, where N_f is the number of flavors. If Eq. (3) is integrated, one can re-express the scale dependence (or momentum dependence) in terms of the integration constant Λ_{QCD} :

$$\alpha_s(\mu^2) = \frac{2\pi}{b_0 \ln \frac{\mu}{\Lambda_{QCD}}}. \quad (6)$$

At tree-level QCD without quark masses has no scale parameter. The renormalized dimensionless gauge coupling can be re-expressed using the renormalization scale or the momentum and the dimensionful parameter Λ_{QCD} . This is called dimensional transmutation [10].

Eq. (6) indicates that at larger distance, the coupling becomes strong and diverges at $\mu = \Lambda_{QCD}$. Of course, at strong couplings perturbation theory is not valid. For example, the physics giving rise to masses of light hadrons is related to energy scales $O(\Lambda_{QCD})$ and has to be described using non-perturbative methods.

2.4 Chiral symmetry

If the quark mass vanishes, i.e. $m = 0$, the Lagrangian (2) is invariant under chiral transformations

$$\begin{aligned} q &\rightarrow \exp i\gamma_5 \alpha^a t^a q, \\ \bar{q} &\rightarrow \bar{q} \exp i\gamma_5 \alpha^a t^a, \end{aligned} \quad (7)$$

where t^a are the generators of the symmetry group. The effect of chiral symmetry on the particle spectrum would be degeneracy of positive and negative parity states. This is however not found in nature. Instead, the spectrum contains pseudoscalar mesons which are extraordinarily light compared to the other hadrons. The lightest mesons are the pions π^+, π^0, π^- which correspond in this picture to the Goldstone bosons of an $SU(2)$ chiral symmetry between the u and d quarks broken spontaneously and explicitly due to small mass terms. If the strange quark is also considered as almost massless, the chiral symmetry is $SU(3)$ and the would-be Goldstone bosons are an octet of π, K and η .

The approximate conservation of the axial vector current A_μ , the Noether current of the chiral symmetry, can be expressed using the PCAC relation. For $SU(2)$, this is

$$\partial_\mu A_\mu^a = 2m_q \delta^{ab} \pi^b, \quad (8)$$

where π^a is an interpolating field for the pion, $A_\mu^a(x) = \bar{q}(x)\gamma_\mu\gamma_5 t^a q(x)$, t^a being a generator of $SU(2)$, and m_q is the quark mass. In this section, Euclidean formulae are used for the discussion of the topology. PCAC denotes the partially conserved axial vector current. Eq. (8) can be considered as an operator identity in the sense that it can be extended to a relation for matrix elements of A_μ^a .

The spontaneous symmetry breaking leads to a vacuum expectation value of $\bar{q}q$, the chiral condensate. This can be calculated e.g. in lattice simulations. In the sum rule method of Shifman, Vainshtein and Zakharov [11] the chiral condensate, the gluon condensate $\langle \frac{\alpha_s}{\pi} G_{\mu\nu}^a G^{a,\mu\nu} \rangle$, and condensates of higher dimensional operators are used to parameterize nonperturbative contributions to the hadron spectrum and matrix elements and to make further predictions using these parameters. For a recent review see [12].

The tree-level QCD Lagrangian also has a global chiral $U(1)$ symmetry which has to be broken since there are no degenerate states of opposite parity in the hadron spectrum. The η' meson has the correct quantum numbers for being the Goldstone boson of spontaneous chiral $U(1)$ symmetry breaking, however its mass is too large. Experimentally this additional breaking of chiral symmetry is visible e.g. in the decay rate of $\pi^0 \rightarrow 2\gamma$. The symmetry is broken due to an anomaly which can be explained from the noninvariance of the measure of the path integral under chiral transformations [13]. The anomaly implies that the divergence of the flavor singlet axial vector current $A_\mu = \bar{q}\gamma_\mu\gamma_5 q$ is non-vanishing:

$$\partial_\mu A_\mu(x) = N_f q(x), \quad (9)$$

where q , the topological charge density, is related to the color-electromagnetic field strengths by

$$q(x) = -\frac{1}{16\pi^2} G_{\mu\nu}^a \tilde{G}_{\mu\nu}^a, \quad (10)$$

where $\tilde{G}_{\mu\nu}^a = \frac{1}{2}\epsilon_{\mu\nu\alpha\beta} G_{\alpha\beta}^a$ is the dual field strength. With the anomaly, a close relation between the topology of the gauge field and the chiral symmetry of the lattice fermions is established. An index theorem relates the topological charge to the difference between the number of right and left handed zero modes of the Dirac operator D :

$$n_- - n_+ = N_f Q. \quad (11)$$

If the axial current vanishes at spatial infinity, one finds after integration of Eq. (9) also that the topological charge is related to the difference of the axial charges at positive and negative temporal infinity by:

$$\int d^3x A_0(t \rightarrow \infty) - \int d^3x A_0(t \rightarrow -\infty) = N_f Q. \quad (12)$$

The topological charge density can also be expressed as the divergence of a current which depends entirely on the gauge fields:

$$\begin{aligned} q(x) &= \partial_\mu K_\mu(x) \\ K_\mu &= -\frac{1}{16\pi^2} \epsilon_{\mu\alpha\beta\gamma} (A_\alpha^a \partial_\beta A_\gamma^a + \frac{1}{3} f^{abc} A_\alpha^a A_\beta^b A_\gamma^c), \end{aligned} \quad (13)$$

where f^{abc} are the structure constants of $SU(3)$. If this again decays sufficiently fast at spatial infinity, the topological charge can also be expressed as the difference of the Chern-Simons numbers N_{CS} of the gauge field at $t \rightarrow \infty$ and $t \rightarrow -\infty$, where

$$N_{CS}(t) = \int d^3x K_0(t). \quad (14)$$

The classical action of the Yang-Mills field is minimized if the gauge fields are self-dual. The lower limit to the action of the classical field is proportional to the difference of the Chern-Simons numbers. Instantons which are self-dual field configurations with finite action corresponding to a change of Chern-Simons numbers thus provide a possible classical or semiclassical scenario for the occurrence of chiral symmetry breaking in QCD. For reviews about the physics of instantons in QCD see [14, 15].

There are indications that chiral symmetry in QCD is restored for a larger number of quark flavors N_f . The restoration is predicted to occur for $N_f \geq 7$ by an instanton model calculation [16] and by lattice results [17].

2.5 Confinement

In nature there are no free quarks and gluons. Color charges seem to be confined. Already perturbation theory predicts a growing of the coupling constant at decreasing momentum scale. The one-loop relation is Eq. (6), which has a pole at the scale Λ_{QCD} . Perturbation theory is of course not valid at very low scales, but it already indicates that there is an energy scale where particles are very strongly bound and confinement occurs. Determining α_s at higher energy scales it is however possible to determine Λ_{QCD} using perturbation theory, using a higher-loop equivalent to Eq.(6).

The spectrum of hadrons actually fits quite well into the picture of an inter-quark potential which rises linearly at large distances, corresponding to a flux string with a constant string tension. Using a space-time lattice it could be shown numerically that the potential between static color sources, whose world lines are just parallel to the time axis, indeed increases at larger separation of the color sources, which implies that QCD without dynamical quarks is confining at low momentum scales or large distances. The theory with fermions remains confining, although there is a probability for the string to break due to the generation of quark-antiquark pairs. The authors of Ref. [17] find with lattice calculations that for $N_f \leq 6$ QCD remains confining at low energies, while for a larger number of flavors confinement is lost and there are indications for a complex phase structure of QCD at large N_f .

It seems that confinement can be related to a color-electric flux tube between color charges. A physical picture which could explain this on a classical level is the dual superconductor model [18] where the flux tube enclosed in the vacuum is characterized by the condensation of color-magnetic abelian monopoles. The condensation of monopoles is indeed found in lattice simulations. One model which could potentially describe the physics of the monopoles is the Ginzburg-Landau model. Lattice results indicate that the monopoles in lattice QCD may rather be arising from center vortex structures which imply a different monopole dynamics from the picture realized in the dual Ginzburg-Landau superconductor. A dependence of the abelian monopoles on the method used for the abelian projection is investigated in [19–21]. A recent review on lattice results on the physics of confinement is given in [22].

The previous discussion is related to zero temperature. If the temperature is increased, QCD becomes non-confining. In QCD without dynamical fermions the corresponding transition is a first order phase transition, while with more than two species of light fermions the transition is found to be a crossover. Recent results for the transition temperatures from lattice simulations are [23]

$$265(1) - 296(2) \text{ MeV}, \quad N_f = 0 \quad (15)$$

$$171(4) - 173(7) \text{ MeV}, \quad N_f = 2, \quad (16)$$

$$164(2) - 169(12)(4) \text{ MeV}, \quad N_f = 2_{light} + 1_{strange}, \quad (17)$$

where N_f is the number of quarks flavors present in the lattice simulation. The range of values quoted corresponds to different simulations. The difference of the $N_f = 0$ results

is due to different ways of determining the lattice spacing. For quenched gauge fields the transition temperature is thus approximately of the order of magnitude of the scale Λ_{QCD} .

2.6 The Standard Model

The Standard Model of the strong and electroweak interactions is based on an $SU(3)SU(2)U(1)$ gauge symmetry with three generations of quarks and leptons as fermionic matter fields and a scalar field, the Higgs, which is responsible for the masses of the weak $SU(2)$ gauge bosons and the fermions, assuming neutrinos to be massless. The $SU(3)$ gauge group gives rise to the QCD interactions, with gluons as gauge bosons. $SU(2)U(1)$ is the gauge group of the Glashow-Salam-Weinberg model of the electroweak interactions. The gauge bosons are photons related to QED and the massive W and Z bosons related to the weak interactions. The fermionic matter fields are three generations of quarks (u, d, c, s, t, b), and leptons ($e, \nu_e, \mu, \nu_\mu, \tau, \nu_\tau$).

For a recent review about the status of the Standard Model and new physics see e.g. [24, 25]. Although providing a remarkably good description of elementary particle physics, the Standard Model has some unsatisfactory features. On the experimental side, recent discoveries such as neutrino mixings, new results from accelerator experiments [26, 27] and indications for unknown matter in the cosmos indicate the need for an extension of the model. The Higgs particle has not yet been found. Further, there are theoretical motivations to search for physics beyond the Standard Model which contains a relatively large set of coupling constants and masses as input parameters. The values of typical energy scales such as the masses of the weak gauge bosons are input parameters of the Standard Model and require new physics for explanations.

A strategy in the search for new physics is to simultaneously measure as many physical quantities as possible, test the results for self-consistency using Standard Model formulae and search for indications for new theories which can imply the presently known phenomena.

The Standard Model parameters relevant to the interactions of quarks are

- α_s
- Quark masses
- Parameters of the weak currents (CKM matrix elements)

For a review about recent results on quark masses from the lattice and sum rules see Ref. [28].

2.7 CKM Matrix and Heavy Quark Decays

Weak flavor changing decays of quarks are investigated to determine elements of the CKM matrix [29, 30] which parameterizes the mixings of quark generations in the Standard

Model. The corresponding Lagrangian density is given by:

$$\mathcal{L} = -\frac{g_2}{\sqrt{2}} (\bar{u}_L \bar{c}_L \bar{t}_L) \gamma^\mu (V_{q_1 q_2}) \begin{pmatrix} d_L \\ s_L \\ b_L \end{pmatrix} W_\mu^\dagger + \text{h.c.} , \quad (18)$$

where $u_L, d_L, c_L, s_L, t_L, b_L$ are left-handed quark spinors, W_μ a charged weak gauge boson and g_2 the weak gauge coupling. If there are three generations of quarks, the CKM matrix V should be unitary. Its entries are usually parameterized with:

$$V = \begin{pmatrix} V_{ud} & V_{us} & V_{ub} \\ V_{cd} & V_{cs} & V_{cb} \\ V_{td} & V_{ts} & V_{tb} \end{pmatrix} \quad (19)$$

The CKM matrix elements most relevant to decays or mixings of the b quark are V_{cb} , V_{ub} and V_{td} . Since quarks are bound, their decays take place on the level of hadron decays. The decays of interest for lattice calculations are those to a definite hadron state, the exclusive decays. In parallel one also uses inclusive decays, where one sums over all hadrons in the final state which can be the end products in a certain quark decay. The high precision of measurements of inclusive decay rates is in contrast to some model dependence in the theoretical interpretation of the results. $|V_{ub}|^2$ is e.g. proportional to the rate for the leptonic meson decay $B^- \rightarrow l^- \nu_l$ (see Fig. 1, where l is a lepton (e, μ or

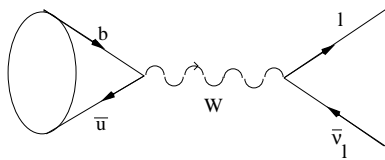


Figure 1: Leptonic B^+ decay in the Standard Model.

τ) and ν_l the corresponding neutrino. Since V_{ub} parameterizes the quark decay $b \rightarrow u$, its modulus can also be measured by the semileptonic decays of the B meson $B \rightarrow (\pi, \rho, \omega) l \bar{\nu}_l$. $|V_{cb}|^2$ can be determined e.g. from the semileptonic decay $B \rightarrow D l \bar{\nu}_l$. $|V_{td}|^2$ is proportional to the oscillation frequency between the mass eigenstates of the $B^0 - \bar{B}^0$ mixing, which is described by the left and middle diagrams in Figure 3 in the electroweak theory.

If there are only three flavors of quarks and no new physics the CKM matrix has to be unitary which leads to 9 relations of the matrix elements. Two of the relations relevant to b decays are given by:

$$V_{ud}V_{ub}^* + V_{cd}V_{cb}^* + V_{td}V_{tb}^* = 0 \quad (20)$$

$$V_{ub}V_{tb}^* + V_{us}V_{ts}^* + V_{ud}V_{td}^* = 0. \quad (21)$$

To describe CP violation which has been discovered in $K^0 - \bar{K}^0$ oscillations in 1964 and has been established in B^0 meson decays in 2001 [31], within the Standard Model, it is necessary that some CKM matrix elements have an imaginary part. Eqs. (20) and (21) describe triangles in the complex plane. Eq. (20) is in particular used in the so-called ‘standard analysis’ of the unitarity triangle shown in Fig. 2 which focuses on the determination of the complex phase of V_{td} , related to CP violation within $B^0 - \bar{B}^0$ oscillations via t quark production. The procedure is e.g. reviewed in [32].

The CKM matrix parameterizes mixing between quark families. The relative smallness of the off-diagonal elements can be taken into account with the Wolfenstein parametrization:

$$V = \begin{pmatrix} 1 - \frac{\lambda^2}{2} & \lambda & A\lambda^3(\rho - i\eta) \\ -\lambda & 1 - \frac{\lambda^2}{2} & A\lambda^2 \\ A\lambda^3(1 - \rho - i\eta) & -A\lambda^2 & 1 \end{pmatrix} + O(\lambda^4) \quad (22)$$

with $\lambda = |V_{us}|$.

With more exact measurements of the matrix elements, a generalized Wolfenstein parametrization [33] has become useful:

$$V = \begin{pmatrix} 1 - \frac{\lambda^2}{2} - \frac{\lambda^4}{8} & \lambda + O(\lambda^7) & A\lambda^3(\rho - i\eta) \\ -\lambda + A^2\frac{\lambda^5}{2}[1 - 2(\rho + i\eta)] & 1 - \frac{\lambda^2}{2} - \frac{\lambda^4}{8}(1 + 4A^2) & A\lambda^2 + O(\lambda^8) \\ A\lambda^3(1 - \bar{\rho} - i\bar{\eta}) & -A\lambda^2 + A\frac{\lambda^4}{2}[1 - 2(\rho + i\eta)] & 1 - A^2\frac{\lambda^4}{2} \end{pmatrix} + O(\lambda^6). \quad (23)$$

The parameters $\bar{\rho}$ and $\bar{\eta}$ differ from the not barred parameters by $O(\lambda^2)$:

$$\bar{\rho} = \rho \left(1 - \frac{\lambda^2}{2}\right), \bar{\eta} = \eta \left(1 - \frac{\lambda^2}{2}\right). \quad (24)$$

$|V_{ub}|$, $|V_{cb}|$ and $|V_{td}|$ parameterize the sides of the triangle in the complex plane shown in

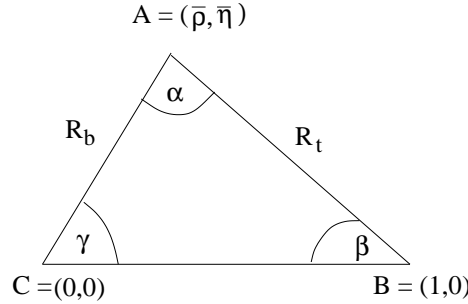


Figure 2: Unitarity triangle.

Fig. 2:

$$R_b = \sqrt{\bar{\rho}^2 + \bar{\eta}^2} = \left(1 - \frac{\lambda^2}{2}\right) \frac{1}{\lambda} |V_{ub}/V_{cb}|$$

$$R_t = \sqrt{(1 - \bar{\rho})^2 + \bar{\eta}^2} \frac{1}{\lambda} |V_{td}/V_{cb}|. \quad (25)$$

One of its angles directly measures the phase of V_{td} :

$$V_{td} = |V_{td}|e^{-i\beta}. \quad (26)$$

Lectures reviewing the CKM matrix and CP violation in particular in the context of B

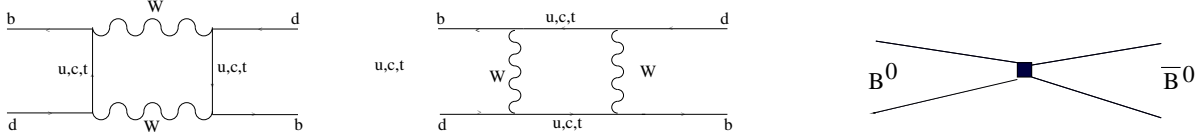


Figure 3: Box diagrams describing $B^0 - \bar{B}^0$ mixing in the electroweak theory (left and middle) and the weak effective theory (right).

physics and discussing future directions of research on CP violation in B decays can be found in Ref. [34]. A comprehensive review on the status of the elements of the CKM matrix is given in [35].

Processes at energy scales much less than the W boson mass can be calculated within the weak effective theory where interactions mediated by the W or Z particles can be described by point interactions. In other words, if the momentum of an exchanged W, Z boson is small with respect to its mass M , the propagator can be approximated by

$$\frac{-ig_{\mu\nu}}{q^2 - M^2} \simeq \frac{-ig_{\mu\nu}}{M^2} \quad (27)$$

The leptonic decay of B mesons (e.g. Fig. 1) can be defined from matrix elements of the heavy-light axial vector current going into the vacuum:

$$\langle 0 | A_\mu(x) | B(p) \rangle = -if_B p_\mu e^{-ipx}, \quad (28)$$

where f_B is the B decay constant. The branching ratio for the decay $B^+ \rightarrow l^+ \nu_l$ is

$$BR(B^+ \rightarrow l^+ \nu_l) = \frac{G_F^2 m_B m_l^2}{8\pi} \left(1 - \frac{m_l^2}{m_B^2}\right)^2 f_B^2 |V_{ub}|^2 \tau_B, \quad (29)$$

where $G_F = g_2^2/(8M_W^2)$ is the Fermi constant and τ_B the B lifetime. If f_B is known, $|V_{ub}|$ can in principle be determined experimentally from this decay. There exist only experimental upper bounds on f_B and f_{B_s} . The result of a recent measurement of f_D [36] from $D^+ \rightarrow \mu^+ \nu_\mu$ has rather large errors:

$$f_D = 371_{(119)}^{(129)}(25) \text{ MeV}. \quad (30)$$

Experimental results on f_{D_s} are more precise:

$$\begin{aligned} f_{D_s} &= 280(17)(25)(35) \text{ MeV [37], and} \\ f_{D_s} &= 285(19)(40) \text{ MeV [38].} \end{aligned}$$

In the weak effective theory exclusive semileptonic decays are described by matrix elements of currents between hadronic states. They can be parameterized in terms of form factors which depend on the momenta of the hadron states. The form factors receive contributions from long-distance QCD interactions, and therefore have to be evaluated nonperturbatively. This can be done from first principles using the lattice. $B^0 - \overline{B}^0$ mixing is described by the matrix element of a current-current interaction, see the third diagram in Fig. 3. It is common to parameterize it as $f_B^2 B_B$, where the 'bag parameter' B_B quantifies to what extent the matrix element is described by B -to-vacuum currents (see e.g. [39]):

$$B_B = \frac{3}{2} \frac{\langle \overline{B}^0 | (\overline{b}_L \gamma_\mu d_L) (\overline{b}_L \gamma_\mu d_L) | B^0 \rangle}{\langle \overline{B}^0 | \overline{b} \gamma_\mu \gamma_5 d | 0 \rangle \langle 0 | \overline{b} \gamma_\mu \gamma_5 d | B^0 \rangle}. \quad (31)$$

In the vacuum saturation approximation, $B_B = 1$. The oscillation frequency of the mass eigenstates is proportional to the mass difference and related to the current matrix element by

$$\Delta M_d \propto |V_{tb}^* V_{td}|^2 f_B^2 B_B. \quad (32)$$

The status of the constraints on the unitarity triangle in the $\overline{\rho} - \overline{\eta}$ plane including results on $|V_{ub}/V_{cb}|$, ϵ_K and $B^0 - \overline{B}^0$ and $B_s^0 - \overline{B}_s^0$ mixings from lattice [40] at the CKM05 Workshop is shown in Fig. 4. The parameter ϵ_K describes CP violation in the neutral K meson system. Again, the flavor eigenstates are not eigenstates to CP , rather they are superpositions of the CP and mass eigenstates. Denoting the heavier one as K_H and the lighter one as K_L , and normalizing $\sqrt{p^2 + q^2} = 1$, they can be parameterized as:

$$\begin{aligned} K_L &= p|K^0\rangle + q|\overline{K}^0\rangle \\ K_H &= p|K^0\rangle - q|\overline{K}^0\rangle, \end{aligned} \quad (33)$$

with

$$\frac{|p|^2 - |q|^2}{|p|^2 + |q|^2} = \frac{2\text{Re}\epsilon_K}{1 + |\epsilon_K|^2}. \quad (34)$$

The existence of an imaginary part in CKM matrix elements is now well established, and apparently the Standard Model can explain the presently known CP violation in hadron physics. For a review of the impact of lattice results on the determination of parameters of the CKM matrix see [41].

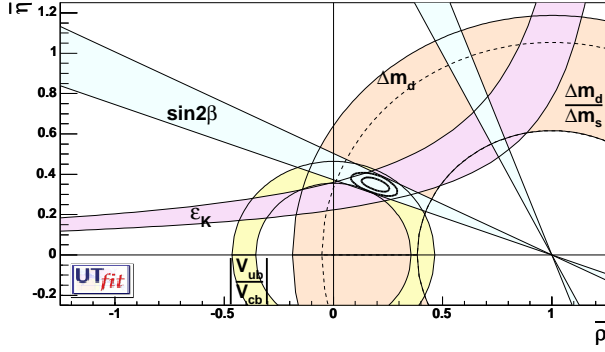


Figure 4: Status of the CKM matrix after the CKM05 Workshop [40]. The shaded regions denote the values which are allowed at 95% probability. The dotted line denotes the bound on the mass difference of the B_s^0 CP eigenstates.

3 QCD ON THE LATTICE

The 4-dimensional Minkowski space-time can be substituted with a 4-dimensional Euclidean lattice by Wick-rotating real time into imaginary time. The Minkowski vacuum expectation values of products of fields can be reconstructed from the Euclidean Green functions [42]. Matter fields, e.g. quarks, sit on the lattice sites separated by a distance a , the lattice spacing. Gauge fields sit on links connecting the lattice sites. Here, a brief introduction to the features of the lattice formalism which appear relevant to present calculations is given. For detailed introductions see e.g. the textbooks [43] and the review articles [44–48].

A lattice can be considered as a gauge-invariant regulator. QCD has been shown to be renormalizable to all orders in lattice perturbation theory [49]. It is believed that continuum QCD can be constructed as a continuum limit of lattice QCD also beyond perturbation theory.

3.1 Gauge Fields

We discuss an introduction into the discretization of a gauge theory, following the discussion of e.g. [44]. To arrive at gauge invariant products of fields at different space-time points as they occur in actions containing derivatives, one connects them with path-ordered integrals of gauge fields

$$L(y, x) = P \exp \left[ig \int_x^y dz_\mu A^\mu(z) \right]. \quad (35)$$

The $L(x, y)$ are parallel transporters which transform under $V(x) \in SU(N_c)$ (where N_c is the number of colors) as

$$L(y, x) \rightarrow V(y)L(y, x)V^{-1}(x). \quad (36)$$

Then $\bar{q}(y)L(y, x)q(x)$ is gauge invariant. Line integrals over closed loops, $L(x, x)$, are called Wilson loops. In particular, $\text{Tr } L(x, x)$ is gauge invariant.

The gauge fields on the lattice are represented by ‘link’ variables

$$U_{x,\mu} = P \exp[iga \int_{x+an_\mu}^x dz_\mu A_\mu^c(z)t^c], \quad (37)$$

where the line integration starts at the lattice site which is shifted by one lattice spacing in the μ direction from the site x . In the continuum limit this is approximately equal to

$$= \exp[-igaA_\mu^c(x + an_\mu/2)t^c], \quad (38)$$

where $A_\mu^c(x)$ are the continuum gauge fields. n_μ is a unit vector in the μ direction. The U fields are parallel transporters between neighboring lattice sites transforming as

$$U_{x,\mu} \rightarrow V_x U_{x,\mu} V_{x+\mu}^\dagger, \quad V(x) \in SU(N_c). \quad (39)$$

We use the short form $x + \mu$ for $x + an_\mu$.

The most elementary product of links along a closed path is the (11) Wilson loop, or the plaquette,

$$W_{\mu\nu}^{11} = \text{Tr } U_{x,\mu} U_{x+\mu,\nu} U_{x+\nu,\mu}^\dagger U_{x,\nu}^\dagger, \quad (40)$$

sketched in Fig. 5. It is used to define lattice actions for the gauge fields.

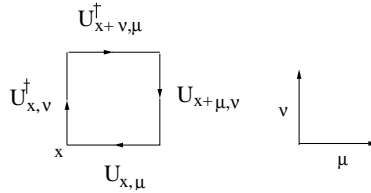


Figure 5: Plaquette $W_{\mu\nu}^{11}$ in the (μ, ν) plane. The corners are separated by the lattice spacing a .

By expanding the gauge links around $a \simeq 0$,

$$U_{x,\mu} = 1 - igaA_\mu(x + \frac{1}{2}an_\mu) + O(a^2), \quad (41)$$

with $A_\mu(x) = t^c A_\mu^c(x)$, one finds for the tree-level relation between plaquettes and the continuum field strengths:

$$\text{Re}W_{\mu\nu}^{11} = N_c - \frac{g^2}{2}a^4 \text{Tr } G_{\mu\nu}G^{\mu\nu} + O(a^6). \quad (42)$$

Thus one obtains the Wilson (or ‘plaquette’) lattice action as a discretization of the continuum gauge field action of Eq. (2),

$$S_g = -\beta \sum_{x, \mu < \nu} \left(1 - \frac{1}{N_c} \text{Re} W_{\mu\nu}^{11} \right), \quad \beta = \frac{2N_c}{g^2}. \quad (43)$$

The constant term is sometimes dropped for simplicity. The action (43) has lattice spacing errors at $O(a^2)$. To reduce discretization effects further, actions can be improved. For gauge field actions, this consists in adding larger Wilson loops. Improvement can be done by removing discretization effects order by order in a (originally suggested by Symanzik for scalar field theory [50], and developed into an improvement program for on-shell quantities by Ref. [51]), or with a renormalization group method. The perfect lattice gauge action [52] is given as the fixed point of a renormalization group trajectory. For the renormalization group improved (RG) action [53], the coefficients are determined using block spin transformations along a renormalized trajectory,

Some of the lattice calculations whose results are discussed in the following use improved actions with a 12 Wilson loop ($W_{\mu\nu}^{12}$) added to the plaquette term:

$$S_{imp} = \frac{\beta}{N_c} \sum_x \left(c_0 \sum_{\mu < \nu} \text{Re} W_{\mu\nu}^{11} + c_1 \sum_{\mu \neq \nu} \text{Re} W_{\mu\nu}^{12} \right). \quad (44)$$

The coefficients are given by $c_1 = -0.331$ for the renormalization group improved action, by -1.4088 for the DBW2 action [54], and by $-1/12$ for tree-level Symanzik improvement [55]. The other coefficient is fixed by the condition $c_0 = 1 - 8c_1$.

At typical values of β in lattice simulations, there are large coefficients in perturbation theory due to tadpole diagrams on the lattice. The perturbative corrections can be reduced with ‘mean-field’ (or ‘tadpole’) improvement [4]: the gauge links U are divided by their expectation value

$$U_\mu(x) \rightarrow U_\mu(x)/u_0, \quad (45)$$

where u_0 can be calculated in perturbation theory and determined in simulations. A gauge invariant definition is the fourth root of the plaquette

$$u_0 = \langle W_{\mu\nu}^{11} \rangle^{1/4}. \quad (46)$$

The expectation value of the gauge link U_μ in e.g. in the Landau gauge has been used in many lattice calculations of NRQCD for the tadpole improvement of the heavy quark. NRQCD quarkonium data were found to have a better scaling behavior than using the plaquette [200].

3.2 Lattice Fermions

One can discretize the Euclidean continuum Dirac action by substituting the covariant derivatives by covariant lattice differences

$$\begin{aligned} \text{forward} \quad \nabla_\mu q_x &= \frac{1}{a}(U_{x,\mu}q_{x+\mu} - q_x), \\ \text{backward} \quad \nabla_\mu^* q_x &= \frac{1}{a}(q_x - U_{x-\mu,\mu}^\dagger q_{x-\mu}), \\ \text{symmetric} \quad \frac{1}{2}(\nabla_\mu q_x - \nabla_\mu^* q_x) &= \frac{1}{2a}(U_{x,\mu}q_{x+\mu} - U_{x-\mu,\mu}^\dagger q_{x-\mu}). \end{aligned} \quad (47)$$

Using the symmetric derivative, one can define the 'naive' lattice fermion action by

$$\begin{aligned} S_f &= a^4 \sum_{x,y} \bar{q}_x D_{xy} q_y, \\ D_{xy} &= \sum_\mu \frac{1}{2a} \gamma_\mu (U_{x,\mu} \delta_{x+\mu,y} - U_{x-\mu,\mu}^\dagger \delta_{x-\mu,y}) + m \delta_{xy}, \end{aligned} \quad (48)$$

which is chirally symmetric if $m \rightarrow 0$ and has $O(a^2)$ errors. However, the naive discretization leads to a flavor multiplication, the so-called 'doublers'. The fermion propagator is a periodic function of the momentum k_μ . Considering for example the case $m = 0$, one finds that the free propagator has next to the pole at $k_\mu = 0$ which also exists in the continuum, poles at $k_\mu = \pi/a$. The states corresponding to the poles are degenerate and have finite energies. So one has 16 species of fermions, which occur in pairs of opposite chirality. The occurrence of doublers is a problem with a quite general class of fermion actions. According to the Nielsen-Ninomiya theorem [56], for any lattice fermion action which is translation invariant, local and has a hermitian Hamilton operator, there is an equal number of right- and lefthanded fermions corresponding to each quantum number.

Wilson's solution to the doubling problem is to add a term of the form

$$\begin{aligned} S_W &= a^4 \sum_x \bar{q}_x D_{W,xy} q_y, \\ D_{W,xy} &= - \sum_\mu \frac{r}{2a} (U_{x,\mu} \delta_{x+\mu,y} + U_{x-\mu,\mu}^\dagger \delta_{x-\mu,y} - 2\delta_{xy}), \end{aligned} \quad (49)$$

to the action. With the Wilson term the doublers obtain masses m_d which remain finite in lattice units: $m_d a \neq 0$, i.e. $m_d \sim 1/a$ if $a \rightarrow 0$. The behavior of the doubler masses depends on the choice of r . The most common value in lattice simulations is $r = 1$.

To normalize the term proportional to $\delta_{x,y}$ in the action to one, it is common to parameterize the mass m in terms of the hopping parameter κ . Setting $r = 1$, the action is:

$$\begin{aligned} S_f &= \sum_x \bar{\psi}_x D_{xy}^{hopp} \psi_y, \\ D_{xy}^{hopp} &= \delta_{xy} - \kappa \sum_\mu \left([1 - \gamma_\mu] U_{x,\mu} \delta_{x+\mu,y} + [1 + \gamma_\mu] U_{x-\mu,\mu}^\dagger \delta_{x-\mu,y} \right) \end{aligned} \quad (50)$$

with

$$am = \frac{1}{2\kappa} - 4 \quad (51)$$

and

$$q_x = a^{-3/2}\sqrt{2\kappa}\psi_x; \quad \bar{q}_x = \bar{\psi}_x a^{-3/2}\sqrt{2\kappa}. \quad (52)$$

The Wilson term introduces a shift in the quark mass parameter such that the massless free Lagrangian corresponds to $\kappa = \kappa_c = 0.125$.

In the interacting case, the critical hopping parameter is renormalized and the bare quark mass is given by

$$am = \frac{1}{2} \left(\frac{1}{\kappa} - \frac{1}{\kappa_c} \right), \quad (53)$$

also called the vector ward identity (VWI) quark mass. Now chiral symmetry is broken at $a \neq 0$. Discretization errors of $O(a)$ occur and manifest themselves on dimensional grounds as $O(am), O(ap)$ effects, where m is the quark mass and p the quark momentum which is in a hadron typically of $O(\Lambda_{QCD})$. The κ value corresponding to zero quark mass, κ_c , can be determined using the hadron spectrum. The pion mass is usually associated with explicit chiral symmetry breaking, therefore one defines κ_c as the hopping parameter where the pseudoscalar meson mass vanishes. With a tadpole-improved Wilson action, $U_\mu \rightarrow U_\mu/u_0$ the hopping parameter is redefined to $\tilde{\kappa} = \kappa u_0$. In the tree-level mean field improved theory the critical hopping parameter is

$$\kappa_c = 1/(8u_0), \quad (54)$$

such that $\tilde{\kappa} = 0.125$.

Another definition of quark mass used in lattice calculations [57, 58] is to use the axial vector ward identity (AWI) Eq.(8):

$$2m_q^{AWI} \langle 0 | P | \pi(\vec{p}=0) \rangle = \langle 0 | \nabla_4 A_4(x) | \pi(\vec{p}=0) \rangle, \quad (55)$$

where $A_\mu(x)$ is a lattice version of the axial vector current, which includes improvement terms where necessary. $O(a)$ errors can be removed from the quark action using the clover term

$$S_c = -a^4 \frac{\kappa_{CSW}}{2} \sum_x \sum_{\mu < \nu} \bar{\psi}_x \sigma_{\mu\nu} G_{\mu\nu} \psi_x, \quad (56)$$

where $\sigma_{\mu\nu} = \frac{i}{2}[\gamma_\mu, \gamma_\nu]$, and $G_{\mu\nu}$ denotes now a discretized version of the field strength tensor using four neighboring plaquettes [59]:

$$G_{\mu\nu}^{ab}(x) = \frac{1}{8i} \sum \left((\tilde{W}^{11})_{\mu\nu}^{ab} - (\tilde{W}^{11\dagger})_{\mu\nu}^{ab} \right), \quad (57)$$

where the sum goes over all four plaquettes in the (μ, ν) directions which are connected to the lattice site x . The \tilde{W} denote the untraced plaquettes, and a, b are color indices. The coefficient of the clover term can be calculated in perturbation theory. In many of the calculations whose results are discussed later, c_{SW} is at tree-level with tadpole-improvement. Most recent calculations use a non-perturbative determination of the clover coefficient [60], i.e. the action is $O(a)$ improved to all orders in perturbation theory.

For the calculation of matrix elements of currents, improvement of the field is also necessary. For $O(a)$ improvement this can be done by changing the quark fields by a term of the form

$$q(x) \rightarrow \sqrt{1 + bam} q(x), \quad (58)$$

where b can be determined nonperturbatively. The Fermilab normalization for massive quarks, Eq. (204) of Section 6.3, corresponds to $b = 1$ at tree-level. In our lattice calculations discussed in Section 8 we used tadpole improvement, i.e. $b = u_0$. The current operator itself has to be improved as well by adding a higher dimensional operator having the same symmetries with the appropriate coefficient. The improvement of currents due to higher dimensional operators in effective theories is very similar and discussed in Section 6.2.3.

A spontaneous breaking of flavor and parity symmetries in lattice calculations with dynamical Wilson fermions has been conjectured by Aoki [61]. With two flavors, the $SU(2)$ symmetry breaks down to a residual $U(1)$, and there are two massless Goldstone bosons and one Goldstone boson with mass proportional to the lattice spacing. Ref. [62] finds, using chiral perturbation theory, that for certain parameter values of the chiral Lagrangian an Aoki phase might exist close to the continuum limit, while the authors of Ref. [63] find indications with a dynamical lattice calculation that the Aoki phase is contained only within a region of relatively strong coupling.

Another standard technique to reduce the number of doublers is to use staggered fermions, which is the method chosen in some of the lattice calculations discussed in the sections 5, 7 and 8. Staggered fermions are obtained from a spin-diagonalization of naive four-component fermions:

$$q_x = \gamma_x \chi_x, \quad \bar{q}_x = \bar{\chi}_x \gamma_x^\dagger, \quad (59)$$

with $\gamma_x = \gamma_1^{x_1} \gamma_2^{x_2} \gamma_3^{x_3} \gamma_4^{x_4}$, where $x = (x_1, x_2, x_3, x_4)$. In the tree-level Lagrangian the spinor components of the χ fields are disentangled, and choosing one component one obtains the staggered fermions. The staggered action is at finite lattice spacing invariant under a vector $U(1)$ symmetry, and for zero mass there is an axial lattice $U(1)$ symmetry which is in the continuum limit flavor non-singlet. For a discussion see e.g. the review article [44], and for a detailed explanation of staggered fermions and their symmetries [64]. In the continuum limit there is a $SU(4)_L SU(4)_R U(1)_L U(1)_R$ flavor symmetry, where the axial part of the chiral $U(1)$ has the usual anomaly. Discretization errors of staggered fermions are $O(a^2)$. Recent calculations use staggered quarks which are improved by adding higher dimensional operators, see e.g. [65].

Continuum symmetry:	Lattice realization
Gauge symmetry	exact
Euclidean invariance:	recovered for $a \rightarrow 0, V \rightarrow \infty$
	naive fermions: remaining, $O(a^2)$ errors, 15 doublers
	Wilson: broken at $O(a)$, doubler masses lifted
	staggered: remaining, $O(a^2)$ errors, 3 doublers
Fermion chiral symmetry:	clover: $O(a)$ breaking terms removed, doubler masses lifted
	Ginsparg-Wilson: $O(a^2)$ errors, single chirality possible, invariant under lattice chiral transformation at $a \neq 0$
$U(1)_L U(1)_R$ anomaly:	exists at finite lattice spacing for Ginsparg-Wilson continuum anomaly reproduced for $a \rightarrow 0$ for all five formulations

Table 3: Symmetries of lattice fermions.

The Ginsparg-Wilson relation [66] expresses a modified chiral symmetry. If a lattice fermion Dirac operator D obeys the equation

$$\gamma_5 D + D \gamma_5 = a D \gamma_5 D, \quad (60)$$

the corresponding action is invariant under a modified chiral transformation [67]

$$\begin{aligned} \psi &\rightarrow \exp \left[i \epsilon^a T^a \gamma_5 \left(1 - \frac{a}{2} D \right) \right] \psi, \\ \bar{\psi} &\rightarrow \bar{\psi} \exp \left[i \epsilon^a T^a \left(1 - \frac{a}{2} D \right) \gamma_5 \right], \end{aligned} \quad (61)$$

where D is the massless gauge covariant lattice Dirac operator, and one speaks of lattice chiral fermions or Ginsparg-Wilson fermions. For $a \rightarrow 0$, it corresponds to the usual chiral symmetry.

Under quantization, the measure in the path integral is not invariant under this transformation, and the lattice axial $U(1)$ symmetry has an anomaly with an index theorem similar to the chiral $U(1)$ anomaly known from continuum QCD.

Chiral lattice fermions are e.g. domain wall fermions in the limit of infinite 5th dimension [68], overlap [69] and fixed point fermions [70]. Their popularity in QCD lattice simulations is increasing. Renormalization effects are simplified due to the chiral symmetry. Ginsparg-Wilson fermions are on-shell $O(a)$ improved, and due to the difference in

the eigenvalue distribution of the Ginsparg-Wilson Dirac matrix compared to the clover Dirac matrix it is possible to simulate at small quark masses.

A brief summary of lattice fermions and their symmetries is given in Table 3. An important remark is that chiral fermions are automatically $O(a)$ improved, see the discussion in [71]. Chiral symmetry and chiral fermions on the lattice are reviewed in [72, 73].

The Schrödinger functional [74] is the partition function of a Euclidean system with certain boundary conditions at the initial and final time. It provides a scheme to calculate renormalized quantities as a function of the lattice extent, which is a natural length scale in lattice calculations. In practical calculations one often uses periodic boundary conditions in space and Dirichlet boundary conditions in time [74].

3.3 Hadron Correlation Functions

Green functions can be calculated by evaluating the path integral over the lattice degrees of freedom numerically. For example, a two-point function of a field $O(x)$, which can for example be composed of gauge and fermion fields, is given by

$$\langle 0|O^\dagger(x)O(0)|0\rangle = \frac{1}{Z} \int \mathcal{D}U \mathcal{D}q \mathcal{D}\bar{q} O^\dagger(x)O(0) e^{-S_g[U] - S_f[q, \bar{q}]} \quad (62)$$

Ideally, these calculations are done at various values of the lattice spacing, and the continuum estimate is obtained by extrapolating as a function of a to $a \rightarrow 0$. In practice, some lattice calculations are performed only at one or two values of a , in which case a continuum limit cannot be taken, and the discretization effects have to be included into the estimate of systematic errors. With NRQCD calculations, higher dimensional operators are included as discussed in Section 6.2. Therefore an $a \rightarrow 0$ extrapolation cannot be done. Calculations at several values of a then serve to determine the discretization uncertainty.

Correlation functions are expectation values of time ordered products of hadron operators:

$$C(t, \vec{x}) = \langle 0|T[O^\dagger(t, \vec{x})O(0)]|0\rangle. \quad (63)$$

One can now derive how masses can be extracted from lattice correlation functions (see e.g. [44]). We are interested in correlation functions of hadron operators for states with definite spatial momentum \vec{p} ,

$$C(t, \vec{p}) = \langle 0|T[O^\dagger(t, \vec{p})O(0)]|0\rangle. \quad (64)$$

The momentum projection is obtained by Fourier transforming, i.e. summing over all points of the spatial volume at the 'sink':

$$\begin{aligned} C(t, \vec{p}) &= \sum_{\vec{x}} \langle 0|T[O^\dagger(t, \vec{x}) \exp(-i\vec{p} \cdot \vec{x})O(0)]|0\rangle \\ &\equiv \langle 0|T[O^\dagger(t, \vec{p})O(0)]|0\rangle \end{aligned} \quad (65)$$

For the moment we consider a Euclidean 4-dimensional lattice with spatial volume V and infinite extent in time. The time evolution of the operator is in the Heisenberg picture described by exponentials of the Hamiltonian H , and the correlation function can be re-written as

$$\begin{aligned} C(t, \vec{p}) &= \langle 0 | e^{Ht} O^\dagger(0, \vec{p}) e^{-Ht} O(0) | 0 \rangle, t > 0 \\ &= \langle 0 | O^\dagger e^{-Ht} O | 0 \rangle. \end{aligned} \quad (66)$$

Inserting a complete set of energy eigenstates $|n\rangle$ with energy E_n and using relativistic normalization, this gives

$$C(t) = \sum_n |\langle 0 | O | n \rangle|^2 \frac{e^{-E_n t}}{2E_n V}, \quad (67)$$

i.e. for sufficiently large times the correlation function decays exponentially with the ground state energy. For $\vec{p} = 0$ this is given by the mass. If the lattice is finite in the time direction, and depending on the fermion action, there may be a modification to the exponential behavior.

To reduce discretization errors and to improve the resolution in the time direction, some calculations use anisotropic lattices with a finer temporal than spatial lattice spacing.

Local interpolating operators for relativistic quarks to project onto pseudoscalar, scalar, vector and axial vector mesons are

$$O^{ab}(x) = \bar{q}^a(x) \Gamma q^b(x) \quad (68)$$

where $\Gamma = 1, \gamma_5, \gamma_\mu, \gamma_5 \gamma_\mu$, and α and β are flavor indices. A correspondence of lattice operators to continuum quantum numbers is given in Table 4.

J^P	0^-	0^+	1^-	1^+
Γ	$\gamma_5, \gamma_0 \gamma_5$	$1, \gamma_0$	γ_k	$\gamma_k \gamma_5$

Table 4: Meson operators corresponding to a set of ground state quantum numbers.

Orbitally excited mesons (e.g. $J^P = 0^+, 1^+$ and 2^+), can also be constructed using a combination of spin and derivative operators, see e.g. Table 8. In Table 8 also examples for baryon operators are given. Further examples are in Sec. 5.

The correlators can contain contributions from all states with the same quantum numbers. To improve overlap with the ground state, one uses smearing, i.e. spatially extended meson operators. For example, working in a fixed gauge, one can use wave functions motivated from quark model considerations. For [76, 77], hydrogen-like smearing functions were used.

$$\phi(r) = \exp(-r/r_0) \quad (69)$$

$$\phi(r) = \frac{1}{2^{3/2}} \left(1 - \frac{r}{2r_0} \right) \exp(-r/(2r_0)) \quad (70)$$

to optimize overlap onto the ground and excited state S wave state respectively. A gauge invariant technique is e.g. Jacobi smearing where the meson shape is approximated with the Green function of a Klein-Gordon equation for a scalar field coupled to gluons in a hopping parameter expansion. For an explanation of the method see e.g. [78].

A measure for the quality of the projection to a single state is the ‘effective mass’. If the correlation function in Euclidean time is $C(t)$, then the effective mass is given by

$$-\ln \left[\frac{C(at + an_4)}{C(at)} \right]. \quad (71)$$

Examples of effective masses of B meson correlators are given in Fig. 38.

3.4 Dynamical Fermions and Quenching

In full QCD, the partition function is an integral over gauge and fermionic fields $\int \mathcal{D}U \mathcal{D}\bar{q} \mathcal{D}q$. To decrease computational expenses, lattice calculations are often done in the quenched approximation, i.e. the path integral is calculated setting the determinant of the quark matrix $\bar{D} + m$ to one.

Simulations with two flavors of light fermions have been performed for a range of lattice spacings and various gluon and quark actions. Simulations in particular at small quark masses can be computationally very expensive. An estimate of how the computer time T in simulations including two flavors of clover fermions scales with quark mass, lattice size L and lattice spacing a based on CP-PACS calculations is given by [79]:

$$T \propto \left(\frac{L}{3 \text{ fm}} \right)^5 \left(\frac{a^{-1}}{2 \text{ GeV}} \right)^7 \left(\frac{m_\rho}{m_{PS}} \right)^6, \quad (72)$$

where $(m_{PS}/m_\rho)^2$ is a rough measure for the quark mass (see the section on chiral perturbation theory).

It is computationally significantly less prohibitive to simulate dynamical staggered instead of Wilson fermions at relatively light quark masses. Because of the flavor doubling, dynamical simulations with staggered fermions use the square root (for $N_f = 2$) or the fourth root (for $N_f = 1$) of the fermion determinant. Although Ref. [80] finds that the square root of the free staggered fermion operator is non-local in the continuum limit, Ref. [81] finds a representation of the fourth root of the free staggered fermion matrix in terms of a local operator and discusses generalization to interacting fermions.

3.5 Systematic Errors

To use lattice results for phenomenology, it is necessary to estimate systematical errors as accurately as possible. The most important sources are:

- Finite lattice spacing

- Finiteness of lattice volume
- Quenching (unphysical number of dynamical quarks)
- Extrapolation to physical quark masses

As mentioned before, if the momentum scales are sufficiently smaller than the inverse lattice spacing, in QCD with relativistic actions one can apply improvement in an expansion in powers of a . The Schrödinger functional [74] method utilizes the finite lattice extent as a length scale of the theory, and has been proven to have a well-defined continuum limit. The results in the infinite volume are obtained using a step-scaling technique, i.e. rescaling the lattice size at fixed a in a first step and rescaling L/a , making the lattice larger and finer in such a way that the renormalized coupling is kept fixed. For an explanation see e.g. [75]. Quarks whose masses are larger than one in lattice units, and where discretization errors proportional to powers of the mass are expected to be large with conventional formalisms, can be simulated using lattice formulations of effective theories. If these are non-renormalizable, a continuum limit is not possible but instead one has to find a lattice spacing with minimal systematic error. The reliability is greater if there is an interval of lattice spacings where the results scale as a function of the lattice spacing. A theoretical handle to calculate extrapolations from the quark masses used in the lattice simulations to the u, d quark masses is provided by chiral perturbation theory, discussed in the next section. Chiral perturbation theory also provides a theoretical handle to calculate finite volume effects. Extrapolations of heavy masses are usually supported using predictions from HQET. Since the formulae partly depend on unknown parameters, the most reliable way to reduce the extrapolation uncertainty is to simulate at quark masses which are as close as possible to the physical quark masses, which requires, as mentioned above, effective theories if the quark mass is very large. This will be discussed in Section 4. Before this, we look at various methods to set the scale, which is in particular closely associated with the discussion of quenching effects.

3.6 The Static Quark Potential

The potential between a static quark-antiquark pair (see also Section 6.1) parameterizes confinement at large distances as well as the strong coupling α_s at short distances. Much interesting physics is associated with it. For a review see e.g. [90]. Here we are just interested in the practical aspects. The potential contains length scales, and since it has small discretization errors ($O(a^2)$ or higher for quenched gauge fields), it is important for determinations of the lattice scale. Further it is related to the strong coupling α_s which is a fundamental constant of nature and of interest here in particular for use in the perturbative matching calculations of matrix elements. Some general features and results are described in the following.

Flux tube like field configurations in QCD give rise to a linearly growing part of the potential. The zero point energy of the string vibrations gives rise to a $1/r$ contribution

(see Refs. [14,15] in [91]). Using the string picture, the QCD potential is predicted to be of the form

$$V(r) = \sigma r + \mu - \frac{\pi}{12r} + O\left(\frac{1}{r^2}\right), \quad (73)$$

where r is the distance between the quarks, σ the string tension and μ a mass parameter. A usual parameterization of the potential is

$$V(r) = V_0 - \frac{\alpha}{r} + \sigma r. \quad (74)$$

If the quarks mass is heavy but finite, the force between them also depends on the spins of the quarks and their angular momentum. Derivations of the spin-dependent correction terms to the static potential are given in Refs. [92,93].

On the lattice, discretization errors of the static potential can be reduced using improved actions. Breaking of the rotational invariance of the potential is a signal of discretization errors. Comparison of the rotational invariance with a renormalization group improved gauge action with respect to the Wilson gauge action is demonstrated on dynamical lattices at an inverse lattice spacing of $a^{-1} \sim 1$ GeV in [94]. The result is also given in Fig. 6. With dynamical gauge fields one expects a flattening of the potential at larger distances since the string can break due to quark-antiquark pair creation. An explanation why flattening is not visible in the CP-PACS result of Fig. 6 could be insufficient overlap of the operator projecting onto the static quark-antiquark pair to calculate the potential with the static-light meson-antimeson pair which is created as an end product of string breaking.

The Coulomb part can be used to define the coupling in the V scheme [95,96] via the relation

$$V(q^2) = -4\pi \frac{C_F \alpha_V(q)}{q^2}, \quad (75)$$

at large q^2 . $C_F = 4/3$ for $SU(3)$. Their definition relates the strong coupling directly to the potential, while higher order corrections do not appear. The procedure is expected to minimize higher order corrections to other relevant physical quantities as well [97]. The scale of the running coupling is then also directly related to the momentum transfer between the static quarks.

It can be argued that the plaquette is dominated by short distance effects and non-perturbative contributions are small. Therefore it can be expanded in a power series in the coupling. E.g. using the V scheme one has:

$$-\ln W^{1,1}(N_f) = \sum_{i=1}^2 c_i^{(N_f)} [\alpha_V^{(N_f)}(q_{1,1}^*)]^i, \quad (76)$$

where $q_{1,1}^*$ is the average gluon momentum in the perturbative calculation of the plaquette, explained below. Truncating after the second term one obtains the definition for the coupling in the plaquette or P scheme [98], such that the plaquette has contributions

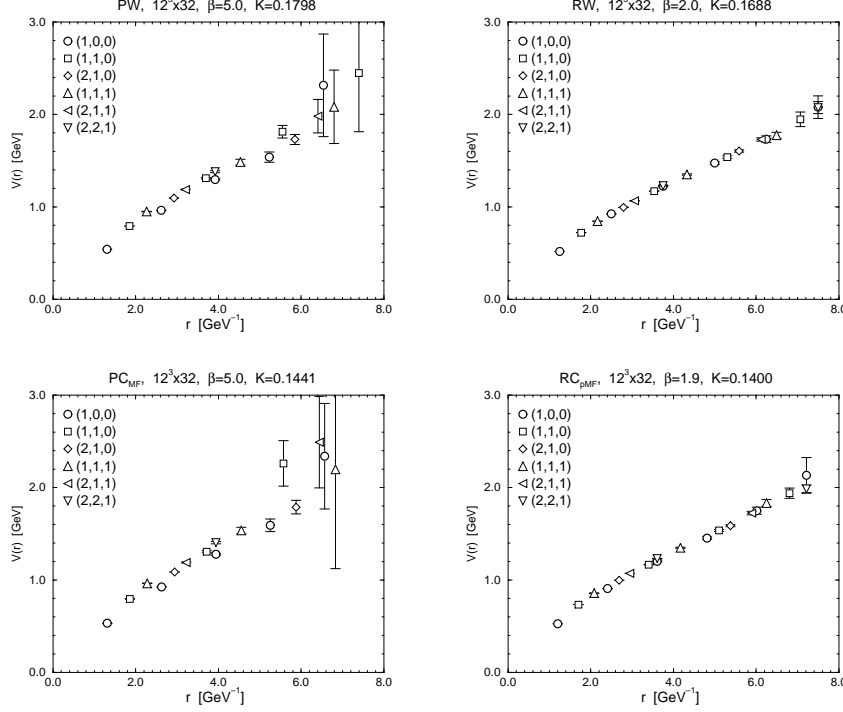


Figure 6: Heavy quark potential for $N_f = 2$ with Wilson gauge and quark actions (upper left), RG gauge and Wilson quark actions (upper right), Wilson gauge and clover quark actions (lower left) and RG gauge and clover quark actions from [94]. The clover quarks are mean-field improved. Different symbols denote the axes in units of the lattice spacing along which the potential has been measured.

only up to second order in perturbation theory. The P scheme has been used e.g. in the perturbative calculations for the decay constant calculation presented in [99].

To calculate perturbative corrections to a given physical process one can use the averaged exchanged gluon momentum, q^* , as a scale for α_s [95, 100] to minimize higher order perturbative corrections. q^* depends upon the physical quantity I which is supposed to be calculated. δI , the one-loop correction to I , is an integral over a function ξ of the momentum q . One can choose the scale for the running coupling such that the one-loop correction is equal to the value with α_V for the dressed gluon integrated over the momenta [100]:

$$\delta I = \alpha_V(q^*) \int \frac{d^4 q}{(2\pi)^4} \xi(q) = \int \frac{d^4 q}{(2\pi)^4} \alpha_V(q) \xi(q). \quad (77)$$

Using the one-loop formula for the running of α_V from q^* to q , this gives

$$\ln(q^*) = \frac{\int d^4q \ln(q) \xi(q)}{\int d^4q \xi(q)}. \quad (78)$$

Other lattice schemes, e.g. the Schrödinger functional scheme are also used in recent determinations of the strong coupling constant or alternatively Λ_{QCD} from the lattice. For comparison to results from experiment for example one usually converts the lattice results to the \overline{MS} scheme. The first important scheme for the strong coupling constant in lattice calculations is the bare lattice coupling $\alpha_b \equiv g^2/(2\pi)$ with g given in Eq. (43). Since perturbative calculation using this scheme usually suffer from large higher-order corrections from tadpole diagrams, it is more common to use 'boosted' perturbation theory with $\alpha_s = \alpha_b/u_0^4$. In Refs. [86, 101] some renormalization constants calculated in the boosted scheme are employed.

We now give some recent results for the values of Λ_{QCD} and α_s determined using the lattice. The ALPHA collaboration obtains [102]

$$\begin{aligned} \Lambda_{QCD, N_f=0}^{\overline{MS}} &= 238(19) \text{ MeV}; \\ \Lambda_{QCD, N_f=2}^{\overline{MS}} &= 245(16)(16) \text{ MeV}. \end{aligned} \quad (79)$$

and the UKQCD-QCDSF collaboration [110]

$$\begin{aligned} \Lambda_{QCD, N_f=0}^{\overline{MS}} &= 259(1)(20) \text{ MeV}; \\ \Lambda_{QCD, N_f=2}^{\overline{MS}} &= 261(17)(26) \text{ MeV}, \end{aligned} \quad (80)$$

where the first error is statistical and the second systematical. The UKQCD-QCDSF result corresponds to a value of α_s at 5 flavors of

$$\alpha_{s, N_f=5}^{\overline{MS}}(M_Z) = 0.112(1)(2). \quad (81)$$

That result can be compared with the world average including experimental measurements and lattice results as input [103] of

$$\alpha_{s, N_f=5}^{\overline{MS}}(M_Z) = 0.1182(27), \quad (82)$$

and a recent lattice calculation using $2+1$ dynamical quarks [104]:

$$\alpha_{s, N_f=5}^{\overline{MS}}(M_Z) = 0.1170(12). \quad (83)$$

Recent lattice determinations of α_s and Λ_{QCD} are reviewed in [105].

In many lattice calculations one determines the lattice spacing from length scales from the potential. For example one uses r_0 , related to the interquark force [106] with

$$r_0^2 \left. \frac{dV}{dr} \right|_{r=r_0} = 1.65. \quad (84)$$

It can be calculated on the lattice with high precision; determinations using quenched Wilson gauge fields are given in [107, 108]. However for the string tension σ and r_0 it is not quite simple to assign experimental values. Relying on potential models to extract the physical result from experimental quarkonium level splittings, one finds values of $r_0 = 0.49 - 0.5$ fm. One can also determine r_0 from the lattice. With a two-flavor lattice calculation using the nucleon mass as input, Ref. [110] quotes $r_0 \sim 0.467$ fm. With $N_f = 2+1$ and using $\Upsilon\ 2S-1S$ and $1P-1S$ mass splittings to set the scale, Ref. [111] finds values of r_0 in the range $0.462 - 0.467$ fm. Unless noted otherwise, we use an experimental value of 0.5 fm when we use r_0 to convert lattice results to physical units. For the string tension σ , usually experimental values of $\sqrt{\sigma} = 427$ or 440 MeV are assumed. The relation between the potential parameters r_0 and $\sqrt{\sigma}$ is relatively independent of the gauge action and discretization errors. A dependence on the flavor number can be observed e.g. in the results for $r_0\sqrt{\sigma}$ (see Table 5). Ref. [112] finds indications for string breaking in two-flavor staggered QCD. A recent study of string breaking in two-flavor QCD with a sea quark mass around the strange mass and at zero temperature [113] finds clear indications for string breaking at a distance of $r \simeq 1.2$ fm, which corresponds to roughly 6 GeV^{-1} . One should note that in the CP-PACS result shown in Fig. 6 there is no indication of a flattening at this distance. Indications for string breaking in two-flavor QCD at finite temperature, however below the deconfinement phase transition have been found by Ref. [114].

Ref.	β	$r_0\sqrt{\sigma}$
Wilson, $N_f = 0$		
[108]	5.7	1.160(15)
[108]	6.0	1.175(5)
[115, 116]	6.5	1.199(25)
1-loop SI, $N_f = 0$		
[117]		1.160-164
RG, $N_f = 0$		
[109]	2.187	1.158(18)
[109]	2.575	1.158(8)
RG, $N_f = 2$		
[109]	1.80	1.143(24)
[109]	1.95	1.142(16)
[109]	2.10	1.129(5)
[109]	2.20	1.144(5)
1-loop SI, $N_f = 2 + 1$		
[117]		1.114(4)

Table 5: $r_0\sqrt{\sigma}$ for Wilson, renormalization group improved and 1-loop Symanzik improved (SI) gauge actions. The $N_f = 2$ values for the RG action are from the data sets with the smallest sea quark masses.

3.7 Setting the Scale

Masses and decay constants coming out of a simulation are at first dimensionless numbers in units of the lattice spacing. The value of the lattice spacing is determined by calculating a suitable quantity aM on the lattice and adjusting the corresponding dimensionful quantity M to its physical value. If the calculation is free of systematic errors such as lattice spacing, finite volume and quenching effects, using any quantity should give the same result. In practical calculations all of those errors can occur. Then, ‘suitable’ means that systematic errors of the quantity used to set the scale and the quantity that is supposed to be calculated cancel as well as possible.

Length scales from the static potential often used in lattice calculations are the Sommer parameter r_0 and the string tension, discussed in the next section. Hadronic quantities used to set the scale are m_ρ , the nucleon mass, the decay constants f_π and f_K , and charmonium and bottomonium level splittings.

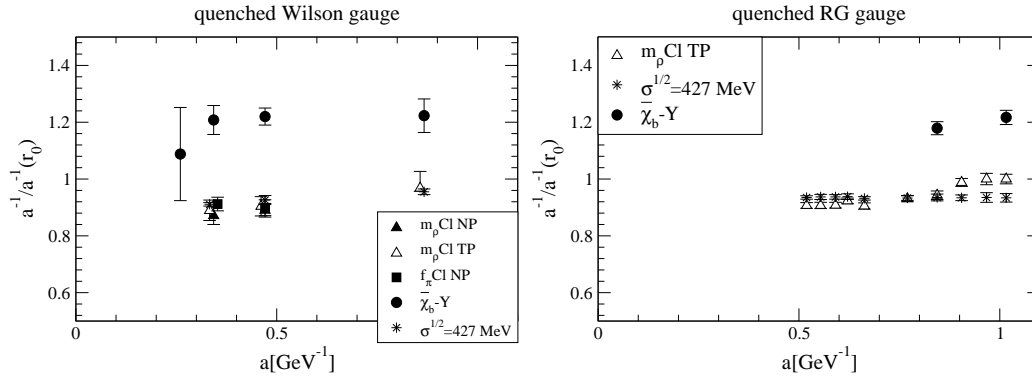


Figure 7: Ratio of inverse lattice spacings from various physical quantities to the inverse lattice spacing from r_0 on quenched lattices. Results are from [82–86, 107, 109]. The overbar in the legend denotes an average over spin-orientations.

As mentioned in the discussion of the light hadron spectrum, one expects a systematic difference between the quenched and the real world. For example, in the quenched approximation the coupling runs differently, and the string between quark and antiquark does not break.

This is in particular of interest for heavy-light mesons since their physics contains several rather different momentum scales.

In Fig. 7 we show examples for the discrepancy between lattice spacings determined from different physical quantities in the quenched approximation. In the quenched approximation the ρ does not decay, there is however a systematic uncertainty in the chiral extrapolation. The m_ρ values in these plots result in some cases from simple linear fits in the quark mass, which might turn out as not an appropriate parameterization for very light quark masses (see Fig. 11 in Section 5.2). To date many calculations with b and

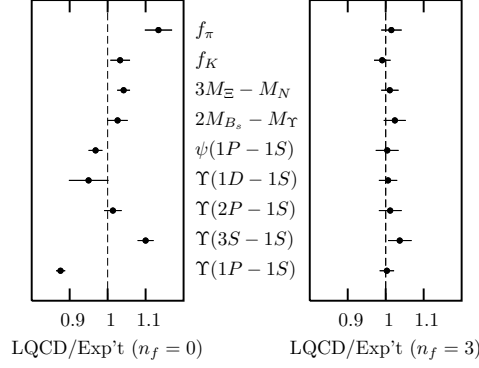


Figure 8: Comparison of lattice with experimental results from [87], using zero (left) and $N_f = 2_{\text{light}} + 1_{\text{strange}}$ flavors of dynamical quarks(right). a is determined using the $\Upsilon' - \Upsilon$ mass splitting.

light quarks do not reach light quark masses much below the strange, which gives rise to a systematic uncertainty which has to be taken into account.

From HQET, typical momentum scales in B mesons are expected to be of similar magnitude as in light-light mesons, namely $O(\Lambda_{QCD})$. The use of m_ρ , f_π , and f_K to set the scale in heavy-light meson calculations is motivated by the expectation that quenching errors would cancel optimally. In calculations of the heavy-light meson spectrum one indeed finds good agreement with experiment, if m_ρ is used to set the scale. Using r_0 , one tends to find a smaller lattice spacing than e.g. using m_ρ . However, in recent quenched calculations with chiral and chirally improved fermions the ground state spectrum of light hadrons agrees well with experiment already in the quenched approximation, depending on the procedures how the lattice spacing is determined and the physical quark masses are fixed [118,119]. Their preferred quantity to set the scale is r_0 , but if their calculations are confirmed it would imply a rather good consistency of a values determined from r_0 , m_N and m_ρ .

With two flavors of sea quarks, usually a better agreement between scales is found than demonstrated in Fig. 7. Using Wilson gauge fields and two flavors of $O(a)$ improved clover sea quarks, Ref. [120] quotes an agreement of scales from m_ρ , f_K and $r_0 = 0.5$ fm. With renormalization group-improved glue and tadpole-improved clover quarks, lattice spacings from m_ρ and r_0 agree in the chiral limit of sea quarks except for very coarse lattice spacings [109]. Agreement of a from m_ρ and r_0 is also quoted in [121]. However, in the two flavor calculations of [83,122] (Wilson gauge fields, staggered sea and clover valence quarks) and of [84,109] (renormalization-group-improved gauge fields and tadpole-improved clover sea and valence quarks) at $a \sim 0.5$ GeV $^{-1}$, there is a $\sim 20\%$ discrepancy between lattice spacings from m_ρ and $\chi_b - \Upsilon$ mass splittings calculated using NRQCD.

With two flavors of light and one flavor of strange dynamical quarks, using a 1-loop Symanzik $O(a^2)$ improved gauge action and a tree-level tadpole $O(a^2)$ improved stag-

gered sea quark action, Ref. [87] finds agreement of a variety of physical quantities with experiment (see Fig. 8). A recent calculation with $2 + 1$ flavors using $O(a)$ -improved clover quarks finds that the continuum extrapolated strange meson masses agree with experiment [88]. At finite lattice spacing, the data agrees within errors with the $N_f = 2$ tadpole-improved clover data of [109]. At $a \sim 0.1$ fm, the K meson mass disagrees with experiment by $\sim 4\%$ or 4σ [89].

4 EFFECTIVE FIELD THEORIES

In many situations one can obtain quite a good description of physical phenomena if only interactions determined by energy scales which are low with respect to a cutoff scale are considered dynamical, and the interactions at higher energies are contained in the coupling constants of the low energy theory.

If the low energy interactions are weak, they can be described using perturbative methods. An example for this is chiral perturbation theory which is an expansion in terms of masses and momenta of the lightest particles in QCD, namely the pions, which can be thought of as would-be Goldstone bosons of the spontaneously broken chiral symmetry of QCD. Certain constraints on the interactions can be derived from chiral symmetry. For example, the pion self-interactions vanish in the limit of vanishing pion mass and momenta.

In hadrons with heavy quarks, mass splittings are often $O(\text{few } \Lambda_{QCD})$, i.e. much smaller than the mass of the heavy quark itself. Effective theories, Heavy Quark Effective Theory (HQET) and Nonrelativistic QCD (NRQCD), were developed to describe the interaction of soft gluons in heavy mesons with momentum scales much smaller than the meson mass. The heavy mass acts as a cutoff. The low-energy degrees of freedom are the same as in QCD, namely gluons and light quarks interacting via the QCD gauge coupling. The large momentum scale is given by the heavy quark mass, and low energy physics is again organized in an expansion in terms of a small momentum scale. In NRQCD, this is a power of the heavy quark velocity in the meson, whereas in HQET it is the heavy quark recoil due to the interaction with soft gluons. Since the low-energy physics is non-perturbative, the expectation values of the corrections have to be calculated non-perturbatively, for example on the lattice. The effect of the high energy interactions modifies the coupling constants of these terms. The concept of heavy meson or baryon chiral perturbation theory is similar to HQET. It describes the dynamics of the low-energy interactions of a heavy hadron with a pion in an expansion around the limits of infinite hadron mass and small momenta.

Constraints on the precision of a lattice calculation with heavy and light quarks result from the finite volume of the box and from the finite lattice spacing. On one hand is the particle mass the inverse of the correlation length ξ . If discretization artifacts are supposed to be small, ξ should be large compared to the lattice spacing. As discussed in the previous section, discretization effects are in conventional lattice formalisms proportional to powers

of the quark mass and momenta in lattice units. Using effective theories on the lattice it is possible to re-formulate physics in terms of the energy splittings of hadrons, where energy scales are much smaller and smaller discretization errors. On the other hand the volume has to be much larger than the wave functions of the particles to be described, or their Compton wavelength, such that finite volume effects are small.

In the following table we show schematically the various relevant scales in a lattice simulation of hadrons with a b and a u or d quark together with the boundaries achievable on present lattices with dynamical quarks:

Nature	$m_\pi = 140 \text{ MeV}$ $m_b \sim 5 \text{ GeV}$ $\Delta E(B^{**} - B) \sim 400 \text{ MeV}$		
Ideal	finite size (L^{-1})	\ll physical quantities (masses $\propto 1/\xi$ and energy splittings)	\ll cutoff (a^{-1})
Lattice Reality	$L^{-1} \leq 100 \text{ MeV}$ ($L = 2 - 3 \text{ fm}$)	$10 \text{ MeV} \leq m_q \leq 0.5 - 1 \text{ GeV}$	$a^{-1} = 2 - 4 \text{ GeV}$

4.1 Chiral Perturbation Theory (χPT)

The chiral symmetry of massless QCD is assumed to be spontaneously broken. As a consequence one would expect massless Goldstone bosons in the spectrum. One can identify the physical pions with the Goldstone bosons if small quark mass terms are included in the QCD Lagrangian resulting in a small explicit breaking of chiral symmetry and a finite but small pion mass m_π . Typical momenta of low-energy interactions of pions will be $O(m_\pi)$, which is the momentum scale that dominates also the integrals over the pion loops.

If hadronic interactions at low energies are to be understood within this scenario, it is of interest to be able to describe the interactions of the Goldstone bosons of spontaneously broken chiral symmetry, within a field theoretical framework.

The Goldstone boson couples to the symmetry current with the pion-to-vacuum matrix element given by

$$\langle 0 | A_\mu(x) | \pi(p) \rangle = -ip_\mu f_\pi e^{-ip \cdot x}, \quad (85)$$

where A_μ is the axial vector current. A relativistic normalization is assumed. The zeroth component of an axial vector current is an interpolating operator for pseudoscalar states in general. For Goldstone bosons the vacuum matrix element of $\partial_\mu A^\mu$ vanishes, since the Goldstone boson mass is zero. The matrix element of $\partial_\mu A^\mu$ between two hadron states is proportional to the pion momentum squared, and therefore also has a vanishing

zero-momentum limit if the symmetry is spontaneously broken. In the case of explicit symmetry breaking it is proportional the mass-squared of the on-shell pion.

The idea is therefore to construct a Lagrangian with the required symmetries which can be used to describe the low-energy interactions in terms of hadron fields and hadron currents. One can formulate the low-energy interactions in terms of an expansion in powers of the pion mass and momenta $p = O(m_\pi)$, the so-called p expansion of chiral perturbation theory [123–125]. Beyond tree level, quantum corrections generate new effective interaction terms with new coupling constants. To make a perturbative calculation in the framework of the p expansion meaningful, it should be possible to determine how each of the perturbative loop diagrams contributes to the various powers of the p expansion. In the systematic expansion of Ref. [127], n -loop corrections to amplitudes are $O(p^{2n})$ with respect to the tree-level amplitude. The lower order terms which are generated by each diagram can be mapped onto redefinitions of couplings of already existing terms in the Lagrangian, while higher order terms predict corrections to the momentum dependence of the amplitude under consideration.

To give meaning to the new interactions and to be able to assign the correct order to them a careful choice of the renormalization procedure is necessary.

The resulting formalism can be applied to low-energy hadronic interactions, for example pion-pion and pion-nucleon scattering and many others which are of interest for determinations of parameters of the Standard Model, e.g. weak interaction parameters. It also gives predictions for the expansion of hadron masses around the zero quark mass limit, which can be used in the analysis of lattice calculations to extrapolate hadron masses from simulations at larger quark mass to the physical light (u, d) quark mass.

The quark condensate occurs within the chiral perturbation theory formalism as a parameter which incorporates the dynamics of chiral symmetry breaking and can be determined e.g. using χPT and comparison to experiment or lattice QCD.

Beside the chiral $SU(2)$ invariance, the quark Dirac Lagrangian is symmetric under transformations of global $SU(2)$ vector transformations. The left- and right-handed components of the field q therefore have an invariance under the independent transformations

$$q_L \rightarrow \exp[i\epsilon_L \frac{1}{2}(1 - \gamma_5)t^a]q_L, \quad q_R \rightarrow \exp[i\epsilon_R \frac{1}{2}(1 + \gamma_5)t^a]q_R, \quad (86)$$

and the corresponding transformations for \bar{q}_L and \bar{q}_R . If chiral symmetry is explicitly broken, the Lagrangian is only invariant under simultaneous ($\epsilon_L = \epsilon_R$) transformations of left- and right-handed quarks.

We begin with considering an effective Lagrangian for the pions coupling to u and d quarks which should be chirally symmetric up to quark mass terms which act as external sources for the pions. The pions are massless except for non-vanishing quark masses which provide the couplings to the chiral condensate. It is common to use a nonlinear σ model to represent the pions:

$$U = \exp\left(\frac{i}{f_\pi}\vec{\tau}\vec{\pi}\right) \in SU(2), \quad (87)$$

where the π^i are the pion fields, and the τ^i are Pauli matrices. f_π is the pion decay constant. U transforms according to the $(2, 2)$ representation of $SU(2)_L SU(2)_R$:

$$U(x) \rightarrow LU(x)R^\dagger, \quad (88)$$

where $R \in SU(2)_R$ and $L \in SU(2)_L$. The expansion of the pion Lagrangian begins at $O(p^2)$, i.e. quadratic in the momenta and linear in the quark mass:

$$\mathcal{L}_\pi^{(2)} = \frac{1}{4} f_\pi^2 \text{Tr} [\partial_\mu U^\dagger \partial^\mu U + \chi^\dagger U + \chi U^\dagger]. \quad (89)$$

$\chi = 2B_0 \mathcal{M}$, where \mathcal{M} is the quark mass matrix. If u and d quarks have masses m_u and m_d , the mass matrix is:

$$\mathcal{M} = \begin{pmatrix} m_u & 0 \\ 0 & m_d \end{pmatrix}, \quad (90)$$

B_0 is proportional to the chiral condensate: $B_0 = -\langle \bar{q}q \rangle / f_\pi^2$. Keeping only quadratic terms in the pion fields one obtains a free Klein Gordon equation for canonically normalized fields π^i with mass $m_{PS}^2 = B_0 \text{Tr} \mathcal{M} / 2$, i.e.

$$m_{PS}^2 = 2 \frac{|\langle \bar{q}q \rangle|}{f_\pi^2} m_q, \quad (91)$$

the Gell-Mann-Oakes-Renner (GMOR) relation. The relation has been verified by comparing with experimental results to hold to a high accuracy [207]. The result is taken as confirmation that the chiral condensate is the leading order parameter of spontaneous chiral symmetry breaking. In lattice calculations, m_{PS}^2 is used as a measure of the quark mass. For heavier quark masses, the GMOR relation is modified as can be seen from lattice results [208, 209].

At the next order, the pion Lagrangian contains many additional terms [123] with couplings which have to be determined from comparison with experiment or lattice QCD predictions. If the couplings to external fields are not taken into account, the $O(p^4)$ terms Lagrangian are [206]:

$$\begin{aligned} \mathcal{L}_\pi^{(4)} &= \frac{1}{4} l_1 (\text{Tr} [\partial_\mu U^\dagger \partial^\mu U])^2 + \frac{1}{4} l_2 \text{Tr} [\partial_\mu U^\dagger \partial_\nu U] \text{Tr} [\partial^\mu U^\dagger \partial^\nu U] \\ &+ \frac{1}{4} (l_3 + l_4) (\text{Tr} [\chi^\dagger U + U \chi^\dagger])^2 + \frac{1}{4} l_4 \text{Tr} [\partial_\mu U^\dagger \partial_\mu U] \text{Tr} [\chi^\dagger U + \chi U^\dagger] \\ &+ \frac{l_7}{4} \left[(\text{Tr} [\chi^\dagger U - U \chi^\dagger])^2 + (\text{Tr} [\chi^\dagger U - U \chi^\dagger])^2 - 2 \text{Tr} [\chi^\dagger U \chi^\dagger U + U^\dagger \chi U^\dagger \chi] \right] \end{aligned} \quad (92)$$

Extension of the formalism to quenched QCD, i.e. without dynamical sea quarks is discussed e.g. in [133]) and references therein, and extension to partially quenched QCD with different valence and sea quark masses is discussed in [131, 132].

If the pions are light compared to the inverse lattice extent, but the lattice size is not too small, one can study fluctuations around the zero modes within the so-called ϵ expansion of χPT [134].

4.1.1 χPT for relativistic baryons

The nucleon (and other hadrons such as the ρ) remain massive in the chiral limit, and their mass cannot be directly used as a small expansion parameter. However typical momentum scales for the interaction with pions can still be of the order of the pion mass. Here, we employ χPT to predict self-energy corrections to the nucleon mass at finite pion mass.

The Lagrangian description of low-energy nucleon-pion interactions in chiral perturbation theory at lowest order ($O(p^1)$) is

$$\mathcal{L}^{(1)} = \bar{\Psi} (i\gamma_\mu D^\mu - m_0) \Psi + \frac{1}{2} g_A \bar{\Psi} \gamma_\mu \gamma_5 u^\mu \Psi, \quad (93)$$

where Ψ is the Dirac spinor of the nucleon.

g_A is the nucleon axial charge, related to the nucleon-pion coupling $G_{\pi N}$ and the pion decay constant through the Goldberger-Treiman relation:

$$G_{\pi N} = \frac{2m_N g_A}{f_\pi}, \quad (94)$$

Although the nucleon is massive, the Lagrangian is invariant under the chiral transformations

$$\begin{aligned} \Psi(x) &\rightarrow V(x) \Psi(x), \\ \bar{\Psi}(x) &\rightarrow \bar{\Psi}(x) V^\dagger(x). \end{aligned} \quad (95)$$

The transformation matrix V is a product of L, R and the pion fields $U(x)$:

$$V(x) = R [R^\dagger L U(x)]^{1/2} [U(x)^{1/2}]^\dagger = L [L^\dagger R U^\dagger(x)]^{1/2} U(x)^{1/2}. \quad (96)$$

with $u^2 = U$, the covariant derivative

$$D_\mu = \partial_\mu + \frac{1}{2} [u^\dagger, \partial_\mu u], \quad (97)$$

and the pion current $u_\mu = iu^\dagger \partial_\mu U u^\dagger$. m_0 the nucleon mass in the chiral limit.

The $O(p^2)$ Lagrangian is given by

$$\begin{aligned} \mathcal{L}^{(2)} &= c_1 \text{Tr}(\chi_+) \bar{\Psi} \Psi + \frac{c_2}{4m_0^2} \text{Tr}(u_\mu u_\nu) (\bar{\Psi} D^\mu D^\nu \Psi + h.c.) \\ &+ \frac{c_3}{2} \text{Tr}(u_\mu u^\mu) \bar{\Psi} \Psi - \frac{c_4}{4} \bar{\Psi} \gamma^\mu \gamma^\nu [u_\mu, u_\nu] \Psi, \end{aligned} \quad (98)$$

with $\chi_+ = u^\dagger \chi u^\dagger + u \chi^\dagger u$.

In χPT , the quark mass dependence of the mass and the finite size effect are determined by the mass renormalization of the nucleon. The mass dependence in infinite volume has been used to calculate the chiral extrapolation formula, and the finite size effect is given by the difference of the self energy in finite and infinite volume. The renormalized mass is determined by the pole of the nucleon propagator calculated to a certain order in the p expansion with the external momentum set on-shell,

$$m = \Sigma(q = m), \quad (99)$$

where q is the momentum of the external nucleon line, and $p = O(q - m)$. In practical calculations, one will substitute for m its expansion in powers of p to the necessary order in Eq.(99). Extrapolation of lattice nucleon masses to the chiral limit and the calculation of the effect of the lattice size on nucleon masses in QCD with $N_f = 2$ is discussed in Section 5.5.

In quenched QCD, chiral perturbation theory is modified because quark-antiquark pairs cannot be dynamically generated. Additional terms which are non-analytic (logarithmic) in the quark mass arise in quenched chiral perturbation theory. The modification for the nucleon mass is given after Eq. (157). Modifications also occur in partially quenched QCD, i.e. if the sea and valence quark masses are not equal. Partially quenched chiral perturbation theory is reviewed in [216].

4.1.2 Heavy baryon χPT

Since the nucleon mass is large, of the order of the cutoff scale of chiral perturbation theory, it is non-trivial to retain the power counting of the effective theory in calculations beyond tree-level within the relativistic formalism [128]. In Heavy Baryon Chiral Perturbation Theory [126] ($HB\chi PT$), an infinitely heavy field is used for the baryon, and finite mass corrections can be included within an expansion in inverse powers of M_B , where M_B is the baryon mass.

If the baryon mass is considered to be very large, the interactions introduce only small fluctuations k of the baryon momentum, and one can write:

$$P = M_B v + k, \quad (100)$$

Corrections can be included in a $1/M_B$ expansion. The baryon Dirac fields are projected onto fields $B_v(x)$ which are projected to constant velocity:

$$B_v(x) = \exp(iM_B v \cdot x) P_+(v) B(x). \quad (101)$$

v is the velocity of the heavy nucleon. In the rest frame, the temporal component is one and the spatial components are zero: $v = (1, 0, 0, 0)$. $P_+(v) = \frac{1}{2}(1 + \not{v})$ projects onto the forward moving part of the nucleon field:

$$P_+ B_v = B_v; \quad (102)$$

$$\not{v} B_v = B_v. \quad (103)$$

Accordingly $P_-(v) = \frac{1}{2}(1 - \not{v})$ projects onto the backwards moving part of the nucleon field. In the baryon rest frame, the operators P project onto the upper two or lower two components of the Dirac spinor.

At $O(p^1)$ the nucleon Lagrangian is given by:

$$\mathcal{L}_{N_v}^{(1)} = \bar{N}_v [iv \cdot D + g_A S \cdot u] N_v. \quad (104)$$

with the definitions for the axial pion current u_μ and the covariant derivative $D_\mu = \partial_\mu + \Gamma_\mu$ as before. The axial vector coupling of the relativistic Lagrangian is substituted by the coupling to the Pauli-Lubanski spin vector:

$$S_\mu = \frac{i}{2} \gamma_5 \sigma_{\mu\nu} v^\nu. \quad (105)$$

The tree-level Lagrangian at $O(p^2)$,

$$\mathcal{L}_{N_v}^{(2)} = \bar{N} \{c_1 Tr(\chi_+) + \dots\} N_v \quad (106)$$

includes the low-energy constant, c_1 , which has to be determined from experiment. The leading pion mass dependence is quadratic. In principle, c_1 can also be fixed from the lattice, however we will see later that low order χPT does not fit lattice data at the present large quark masses well.

A similar formalism exists for vector mesons [129].

4.1.3 Lattice heavy baryon χPT

There are various ways of regularizing χPT , e.g. with dimensional regularization or a cutoff scheme. One can also construct a lattice version of χPT for heavy baryons [130] (a modification for $SU(2)$ and the representation (87) for the pion fields is given in [150]). The inverse of the free pion propagator is then:

$$D^{-1}(q) = \left[m_{PS}^2 + \frac{4}{a^2} \sum_\mu \sin^2 \frac{aq_\mu}{2} \right]. \quad (107)$$

The lattice baryon propagator in the $HB\chi PT$ is

$$S_B^{-1}(q) = \left[\frac{1}{a} (1 - e^{-iaq_4}) \right], \quad (108)$$

Lattice regularization for chiral perturbation theory for pions is discussed in [214]. Use of a lattice formalism to calculate pion finite volume effects is described in [215].

At finite lattice spacing, the quark Lagrangian has a different symmetry structure from continuum QCD. Unless Wilson quarks are $O(a)$ improved, chiral symmetry is also broken by terms $O(a)$ at finite lattice spacing, and these terms have to be included in

the chiral Lagrangian. The leading terms have been derived for the unquenched theory in [62, 217–219]. For a review on chiral perturbation theory for Wilson-like quarks on the lattice see e.g. Ref. [220]. The chiral symmetry group of staggered fermions is also reduced due to $O(a^2)$ corrections at finite lattice spacing. A chiral Lagrangian for staggered fermions was constructed by [221].

4.2 Heavy Quark Effective Theories

In effective theories for heavy quarks, one uses the fact that the dynamics of a very heavy quark in a hadron can be described as a small correction to the infinite quark mass limit, and although the b quark mass for example is around 5 GeV, mass splittings of heavy hadrons are only of $O(\text{few } 100 \text{ MeV})$. Using an effective theory where momentum scales $> M$ are integrated out, a $1/M$ expansion for various quantities can be derived.

In Fig. 9 on the left we show mass splittings of heavy-light hadrons averaged over spin-orientations. H stands for a generic heavy-light meson where the heavy quark is one of s, c, b , and H_s for a meson with a c or b quark and a strange quark. Overbars denote averages over spin orientations. $\overline{H}_{3/2}$ denotes the P wave meson doublet with light quark angular momentum $3/2$ averaged over the heavy quark spin orientations. For an explanation of the P wave mesons and of the baryons see Eqs. (210) and (211). They

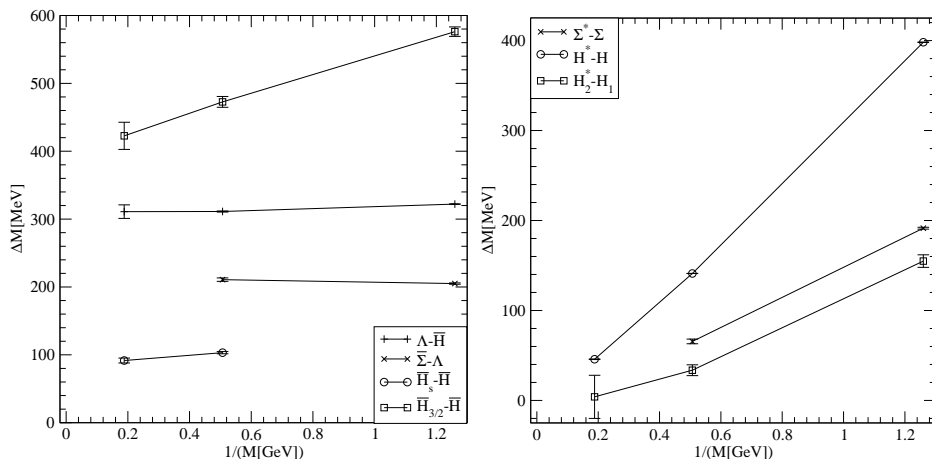


Figure 9: Mass splittings of heavy-light hadrons. On the left, splittings of states averaged over heavy quark spin orientations. On the right, hyperfine splittings between states of different heavy quark spin orientation.

are largely independent of the heavy quark mass and have a finite limit in the limit of infinite mass. Experimental results on spin splittings of heavy-light hadrons are shown in Fig. 9 on the right. Circles show ground state S wave hyperfine splittings, squares

$j_l = 3/2$ P wave hyperfine splittings and crosses ground state S wave $j_l = 1$ baryon hyperfine splittings, where j_l is the light quark angular momentum in the quark model. For an explanation of the P wave mesons and of the baryon states see Eqs. (210) and (211).

One observes that the spin splittings behave very roughly proportional to the inverse heavy meson mass and appear to vanish in the limit of infinite mass.

4.2.1 HQET

A quark with infinite mass M_Q does not experience recoil from interactions with gluons and moves at constant velocity with momentum $M_Q v$, i.e. it is static in the rest frame of the hadron. The spinor components of the heavy quark decouple, which gives rise to a spin symmetry, and the quark can be regarded as a simple color source. Energy splittings are determined by the interactions of gluons with momenta $O(\Lambda_{QCD})$. Since in B and D mesons the energy splittings are much smaller than the heavy quark mass, one expects to be able to describe them to a certain degree of accuracy within an effective theory where energy scales above the heavy quark mass are integrated out.

At finite heavy quark mass, exchange of gluons with momentum $O(\Lambda_{QCD})$ exchange leads to a recoil momentum k of the heavy quark with $k \sim O(\Lambda_{QCD})$ which is small compared to the momentum of an on-shell heavy quark which is non-relativistically given by $M_Q v$. Recoil and spin flip of the heavy quark give rise to corrections $O(\Lambda_{QCD})/M_Q$ to the expectation values of the physical quantities, which are described by the interactions of higher-dimensional operators consisting of quark and gluon fields. The coefficients of the operators have to be determined by matching to full QCD. Since energy scales larger than the heavy quark mass are $O(\text{several GeV})$, the physics they correspond to, which is integrated out in the effective theory, is to a large extent perturbative.

For a quark of mass M_Q moving at velocity v , one can introduce a velocity projected heavy quark field Q_v which is related to the heavy quark Dirac field Q through the unitary transformation

$$Q = e^{-iM_Q vx} Q_v. \quad (109)$$

We calculate the tree-level Lagrangians for Q_v at zeroth and first order in $1/M_Q$ according to the description of [2]. Undoing the projection, the equation of motion for Q_v is

$$[i\not{D} + M_Q(\not{v} - 1)] Q_v = 0. \quad (110)$$

Using the projection operators introduced in the $HB\chi PT$ section, one finds the forward (+) or backwards (-) moving fields

$$Q_v = \frac{1+\not{v}}{2} Q_v. \quad (111)$$

Multiplying Eq. (110) with P^+ and using $\not{a}\not{b} = 2a \cdot b - \not{b}\not{a}$ one finds

$$iv \cdot D Q_v^+ = -P^+ i\not{D} Q_v^-. \quad (112)$$

An analogous equation can be obtained by multiplying Eq. (110) with P^- :

$$iv \cdot DQ_v^- + 2M_Q Q_v^- = P^- i \not{D} Q_v^+. \quad (113)$$

If one assigns $O(M_Q^0)$ to Q_v^+ and $O(1/M_Q)$ to Q_v^- , one finds for the equation of motion at zeroth order in $1/M_Q$:

$$iv \cdot DQ_v = 0. \quad (114)$$

For the zeroth order Lagrangian in the $1/M_Q$ expansion one then obtains

$$\mathcal{L}^{(0)} = \bar{Q}_v iv \cdot DQ_v. \quad (115)$$

From this one can read off the free propagator for the Q_v fields,

$$\tilde{G}^{(2)}(k) = \frac{i}{v \cdot k + i\epsilon}, \quad (116)$$

and the tree-level vertex

$$igt^a v^\mu. \quad (117)$$

In the following we derive the $1/M$ corrections to the Lagrangian at tree level. Re-ordering Eq. (113), one finds

$$Q_v^- = \frac{1}{2M_Q} P^- i \not{D} Q_v^+ - i \frac{v \cdot D}{2M_Q} Q_v^- \quad (118)$$

The second term is $O(1/M_Q^2)$ relative to the first term. Substituting this into Eq. (110) one obtains

$$iv \cdot DQ_v^+ = -P^+ i \not{D} \frac{1}{2M_Q} P^- i \not{D} Q_v^+. \quad (119)$$

This can be simplified further. Using

$$\frac{1+\not{v}}{2} \not{D} \frac{1+\not{v}}{2} \not{D} \frac{1+\not{v}}{2} = \frac{1+\not{v}}{2} [\not{D}^2 - 2(D \cdot v)^2] \frac{1+\not{v}}{2}. \quad (120)$$

and $G_{\mu\nu} = \frac{i}{g}[D_\mu, D_\nu]$, one finds

$$\not{D}^2 = \frac{1}{2} g \sigma^{\mu\nu} G_{\mu\nu} + D^2, \quad (121)$$

where $\sigma^{\mu\nu} = \frac{i}{2}[\gamma^\mu, \gamma^\nu]$. The $1/M$ Lagrangian is therefore given by

$$\mathcal{L}^{(1)} = \frac{1}{2M_Q} \bar{Q}_v \left[D^2 - (v \cdot D)^2 + \frac{1}{2} g \sigma^{\mu\nu} G_{\mu\nu} \right] Q_v. \quad (122)$$

In the B meson rest frame the spatial components of the velocity are zero, i.e. $D^2 - (v \cdot D)^2 = -\vec{D}^2$. Then the two contributions to Eq. (122) are recognizable as the

- kinetic energy operator

$$O_{\text{kin}} \equiv -\frac{1}{2M_Q} \bar{Q}_v \vec{D}^2 Q_v \quad (123)$$

- spin-magnetic energy operator

$$O_{\text{mag}} = -\frac{g}{M_Q} \bar{Q}_v \vec{S} \cdot \vec{B} Q_v, \quad (124)$$

with the spin operator $S^k = \frac{1}{2}\gamma_5\gamma^0\gamma^k$ and the magnetic field $B^k = -\frac{1}{2}\epsilon^{kji}F^{ji}$. In the Heavy Quark Effective Theory (HQET), the mass of a heavy-light hadron H therefore consists of the contributions

$$M_H = M_Q + \bar{\Lambda} - \frac{1}{2M_Q} \left[\frac{\langle H | \bar{Q} \vec{D}^2 Q | H \rangle}{2M_H} + \frac{\langle H | \bar{Q} \vec{\sigma} \cdot \vec{B} Q | H \rangle}{2M_H} \right] + O(1/M_Q^2), \quad (125)$$

where $\bar{\Lambda}$ the binding energy of the meson for $M_Q \rightarrow \infty$, and the other two terms are the expectation values of the heavy quark kinetic energy and the spin-colormagnetic interaction energy respectively.

The HQET predictions for the mass dependence of decay form factors in the heavy quark effective theory are useful for the analysis of experimental and lattice results of form factors, e.g. in fits of the mass dependence. We summarize the discussion of the infinite mass limit of f_B [2]. In QCD, the decay constant of a meson H with a heavy and a light quark can be defined through $\langle 0 | A_\mu(0) | H(p) \rangle = -ip_\mu f_H$ (Eq. 28). We further assume that the meson states are normalized relativistically, according to

$$\langle H(p') | H(p) \rangle = 2p^0 (2\pi)^3 \delta^{(3)}(\vec{p} - \vec{p}'). \quad (126)$$

The decay matrix element at infinite mass in the HQET should be similarly related to the heavy quark velocity

$$\langle 0 | \tilde{A}_\mu(0) | H(v) \rangle = -i\tilde{f}_H v_\mu, \quad (127)$$

where we have denoted the HQET quantities with $\tilde{}$. Using a non-relativistic normalization for the HQET fields:

$$\langle \tilde{H}(v') | \tilde{H}(v) \rangle = 2v^0 (2\pi)^3 \delta^{(3)}(\vec{p} - \vec{p}') \quad (128)$$

one obtains the heavy quark limit of f_H :

$$\tilde{f}_H = f_H \sqrt{M_H}, \quad (129)$$

i.e. $f_H \sqrt{M_H}$ is M_Q -independent up to $1/M_Q$ corrections, and the tree level mass dependence of $f_H \sqrt{M_H}$ is expected to go as

$$f_H \sqrt{M_H} = A + \frac{B}{M_Q} + \frac{C}{M_Q^2} + (O(M_Q^{-3})). \quad (130)$$

In lattice calculations, when matrix elements are studied at a range of heavy quark masses, Eq. (130) or a renormalized version (see Eq. (135)) is used to fit the results as a function of heavy quark or meson masses.

Beyond tree level, renormalization effects have to be taken into account. We attempt to describe some general features, following the discussion in [201]. Since we will discuss lattice results on f_B , we are interested in the matching of the axial vector current. In QCD with relativistic quarks, the axial current is protected by chiral symmetry and is therefore not renormalized. To calculate the QCD matrix element from the matrix elements in the effective theory, one requires that the matrix elements in full QCD and the effective theory match at an energy scale μ . At leading order in HQET this statement can be expressed by:

$$A_\mu^{QCD} = C(\mu) A_\mu(\mu)^{HQET}, \quad (131)$$

where C is a Wilson coefficient. In general there can be several operators contributing to the right hand side which mix under renormalization, and we will discuss this in the context of matching the axial vector current in lattice NRQCD to continuum QCD.

A typical momentum scale for the gluons exchanged in the interaction is $\mu = \Lambda_{QCD}$. The scale dependence of the coefficient C is determined by a renormalization group equation:

$$\left(\mu \frac{d}{d\mu} - \gamma_A \right) C(\mu) = 0, \quad (132)$$

where γ_A is the anomalous dimension of the axial vector current. The cutoff for the effective theory being the heavy quark mass implies the initial condition

$$C(\mu = M_Q) = 1. \quad (133)$$

The Wilson coefficients C contain logarithms of μ/m_Q which are large for typical choices of μ . At leading log approximation the result for the scaling behavior of the coefficients is

$$C(\mu) = \left(\frac{\alpha_s(M_Q)}{\alpha_s(\mu)} \right)^{-2/b_0}. \quad (134)$$

The large logarithms can be resummed if the coefficients are multiplied by the inverse of the factor (134). The axial current matrix elements $f_1\sqrt{M_1}$ and $f_2\sqrt{M_2}$ of two heavy-light mesons with different heavy quarks of masses m_1 and m_2 are then related in HQET by

$$\frac{f_1\sqrt{M_1}}{f_2\sqrt{M_2}} = \left(\frac{\alpha_s(M_1)}{\alpha_s(M_2)} \right)^{-2/b_0}, \quad (135)$$

i.e. Eq. (130) is modified by logarithmic corrections.

Beyond tree-level, one expects a similar renormalization of the operators in the HQET Lagrangian. For the spin-magnetic operator,

$$O_{\text{mag}} \rightarrow -c_B(\mu) \frac{g}{M_Q} \bar{Q}_v \vec{S} \cdot \vec{B} Q_v. \quad (136)$$

Scale invariance of physical mass splittings gives rise to a similar renormalization group equation as for the decay constant. Using

$$c_B(\mu = M_Q) = 1, \quad (137)$$

the leading-log scaling behavior of the coefficient is [222]

$$c_B(\mu) = \left(\frac{\alpha_s(M_Q)}{\alpha_s(\mu)} \right)^{9/(3b_0)}. \quad (138)$$

The kinetic energy operator is not renormalized due to invariance under reparameterizations [223]

$$\begin{aligned} v &\rightarrow v + \frac{\epsilon}{M_Q} \\ Q_v &\rightarrow e^{i\epsilon \cdot x} \left(1 + \frac{\not{\epsilon}}{2M_Q} \right). \end{aligned} \quad (139)$$

4.2.2 NRQCD

Non-relativistic QCD (NRQCD) is an effective theory formulated for heavy quarks assuming that their dynamics is non-relativistic, with correction terms which can be added within a systematic expansion. For quarkonia the higher order interactions are arranged in a v^2 expansion, where v is the heavy quark velocity (see e.g. [4]). NRQCD has been very successful in studying quarkonia. For a review discussing effective field theory methods in studies of quarkonia see [224]. One may say that lattice calculations of the Υ use to a large extent non-relativistic effective field theory, and has been applied with very good success (see e.g. the results in [84, 169, 187, 189]). We now discuss NRQCD for heavy-light mesons.

In hadrons with heavy and light quarks it is an expansion in v or $1/M_Q$, where M_Q is the heavy quark mass, similar to HQET. At infinite mass, the heavy quark is just a source of the color electromagnetic field, whereas at finite M_Q , there is a recoil of the heavy quark due to the interaction with soft gluons with typical momenta of $O(\Lambda_{QCD})$. One can argue that the heavy quark momentum P_Q and light quark momentum p_q are equal due to momentum conservation in the rest frame of the meson:

$$M_Q v \simeq P_Q = p_q \sim O(\Lambda_{QCD}). \quad (140)$$

Therefore $v = p/M_Q \sim \Lambda_{QCD}/M_Q \sim 0.1$ in B mesons and should be a useful expansion parameter to specify corrections to the $M_Q \rightarrow \infty$ (static) limit for quantities which involve a small heavy quark momentum, such as the spectrum or leptonic decay constants.

Contributions at $O(1/M_Q)$ are the kinetic and the spin-colormagnetic energy of the heavy quark; at $O(1/M_Q^2)$ a heavy quark spin-orbit interaction and a Darwin term are

included. The tree-level terms in the $1/M_Q$ series can for example be obtained with Foldy-Wouthuysen transformations on the heavy Dirac spinor which disentangle the interactions between the upper and lower two components of the Dirac spinor (see e.g. the discussion in [225]). The Dirac Hamiltonian contains spatial γ matrices which are off-diagonal. Using unitary transformations which act on the heavy quark Dirac fields Q as

$$Q \rightarrow Q' = e^{iS} Q, Q^\dagger \rightarrow Q'^\dagger = Q^\dagger e^{-iS}, \quad (141)$$

and choosing S to be proportional to $\vec{\gamma} \cdot \vec{7} M$, one obtains decoupling of the Pauli equation for the heavy quark and a corresponding equation for the antiquark up to higher orders in $1/M$. M is the bare heavy quark mass and agrees with the previously defined M_Q at tree level.

The $O(1/M^2)$ Lagrangian for the heavy quark is finally given by

$$\mathcal{L} = \psi^\dagger (D_t + H) \psi, \quad (142)$$

with the heavy quark Pauli spinor ψ and the Hamiltonian

$$\begin{aligned} H &= -\frac{\vec{D}^2}{2M} - \frac{g_s c_4}{M} \vec{\sigma} \cdot \vec{B} \\ &+ \frac{i g_s c_2}{8M^2} (\vec{D} \cdot \vec{E} - \vec{E} \cdot \vec{D}) - \frac{g_s c_3}{8M^2} \vec{\sigma} \cdot (\vec{D} \vec{E} - \vec{E} \vec{D}) - \frac{c_1 (\vec{D}^2)^2}{8M^3}. \end{aligned} \quad (143)$$

\vec{E} is the color-electric field with $E^{ai} = -F^{a,0i}$, where a is a color and i a space index. The last term is the first relativistic correction to the kinetic energy of the heavy quark, which is usually included in calculations at $O(1/M^2)$. The coefficients of the various terms can be found with matching calculations to full QCD in the continuum.

5 THE LIGHT HADRON SPECTRUM

Light hadrons, e.g. the π , ρ , p and n and their excited states, are of course among the most interesting states to be studied on the lattice. To understand the dynamics of the forces between quarks and to study fundamental properties of QCD such as confinement nonperturbatively, one investigates the potential between heavy quarks. For a detailed discussion see e.g. [90]. Here the potential is discussed in the context of setting the lattice scale and to calculate the strong coupling constant used in perturbative calculations. Only a very brief introduction is given.

In this section we are interested in hadrons consisting of u , d and s quarks in the quark model. Using quenched gauge fields, Wilson quarks and quark-model inspired lattice operators, it was found already some time ago that the features of the experimental light hadron spectrum are reproduced well by the lattice [136, 137]. Progress in recent years was made using improved lattice actions and/or unquenched gauge fields. In this section

we discuss in particular results on light meson masses, meson decay constants and the light baryon spectrum from [109] using improved quark and gluon actions. We give a brief outline of the method used in [109] as an example for a standard lattice calculation, and then discuss some aspects which could not have been discussed in detail in the paper [109], re-analyse the comparison of quenched and dynamical results, and compare to other new lattice calculations. The chiral extrapolation and the finite size effect of the nucleon is discussed using numerical results from QCDSF, UKQCD, CP-PACS and JLQCD.

The lattice simulations discussed here have been performed around the strange mass. To avoid extrapolation uncertainties we compare not extrapolated, i.e. strange lattice hadron masses, with experiment, and keep in mind that with using strange sea quark masses a systematic uncertainty may be included.

5.1 Technical Details

We now discuss some technical details of the calculation described in Ref. [109], as an example for a standard lattice simulation with two flavors. The explanation is kept close to the paper [109].

The operators employed to project onto the mesons and baryons are constructed of quark fields such that they project onto the quantum numbers of the state under consideration. It is usual to construct them in the same way as quark model wave functions to ensure a good overlap with the hadron state.

The baryons under consideration in this study are the ground state spin 1/2 and spin 3/2 baryons. The operators used for the spin 1/2 octet baryons are

$$O_\alpha = \epsilon^{abc} (q_1^{aT} C \gamma_5 q_2^b) q_{3,\alpha}^c, \quad (144)$$

where $C = \gamma_4 \gamma_2$ is the charge conjugation matrix. The subscripts 1, 2, 3 denote the different quark flavors. The index α denotes the spinor component of the quarks which are not summed over and spinor components of the baryon fields. a, b, c are color indices. The quark model wave function is antisymmetric under interchange of color indices. The spin and flavor wave functions are symmetric under interchange of two quarks, but not totally symmetric. The operators for the octet baryons except for the Λ are given by

$$- \frac{1}{\sqrt{2}} \epsilon^{abc} ([q_1^a q_3^b] q_2^c + [q_2^a q_3^b] q_1^c), \quad (145)$$

with $[q_1 q_2] \equiv q_1 q_2 - q_2 q_1$, where the operator $C \gamma_5$ is not written out explicitly. For the Λ , the operator

$$O_\alpha = - \frac{1}{\sqrt{6}} \epsilon^{abc} ([q_1^a q_3^b] q_{2\alpha}^c - [q_2^a q_3^b] q_{1\alpha}^c - 2[q_1^a q_2^b] q_{3\alpha}^c) \quad (146)$$

is used. The spinor components of the baryon are given by the spinor components of the third quark. For the spin 3/2 decuplet baryons, operators projecting onto specific values

of the three-component of the baryon spin depend on the spinor component of the diquark and of the third quark:

$$\begin{aligned}
O_{3/2} &= \epsilon^{abc} (q_1^{aT} C \gamma_+ q_2^b) q_{3,1}^c \\
O_{1/2} &= \epsilon^{abc} \frac{1}{3} [(q_1^{aT} C \gamma_3 q_2^b) q_{3,1}^c - [(q_1^{aT} C \gamma_+ q_2^b) q_{3,2}^c] \\
O_{-1/2} &= \epsilon^{abc} \frac{1}{3} [(q_1^{aT} C \gamma_3 q_2^b) q_{3,2}^c - [(q_1^{aT} C \gamma_- q_2^b) q_{3,1}^c] \\
O_{-3/2} &= \epsilon^{abc} (q_1^{aT} C \gamma_- q_2^b) q_{2,3}^c,
\end{aligned} \tag{147}$$

where the first subscript denote the flavor and the second the Dirac spinor components. $\gamma = (\gamma_1 \mp i\gamma_2)/2$. The gauge fields used in this simulation are renormalization group-improved [53]. Both sea and valence quarks are clover quarks with the clover coefficient c_{SW} being tree-level mean-field improved using the plaquette calculated at one loop perturbation theory [138]. This choice agrees rather well with the one-loop result, as shown in Table 6.

β	$c_{SW}^{(tad)}$	$c_{SW}^{(1)}$
1.8	1.60	1.69
1.95	1.53	1.60
2.1	1.47	1.53
2.2	1.44	1.49

Table 6: Tadpole-improved and one-loop clover coefficient c_{SW} for renormalization group improved glue with $N_f = 2$.

The hadron masses are extracted using fits of the hadron correlation functions projected onto zero spatial momenta, as a function of Euclidean time (the idea is outlined in Sec. 3.3). The masses are obtained for the values of the simulated bare gauge couplings and quark masses and have to be interpolated or extrapolated to the physical quark masses, defined by the condition that certain hadron masses or mass ratios take physical values.

As mentioned before the pion mass squared is a rough measure for the quark mass, and the meson masses from [109] can indeed be described as functions of the pion mass squared. It is found that vector meson masses can be fitted for a given sea and valence quark mass combination $(\kappa_{\text{sea}}, \kappa_{v1}, \kappa_{v2})$ as functions of the degenerate valence pion mass

$$\begin{aligned}
\mu_i &= m_{PS}^2(\kappa_{\text{sea}}, \kappa_{vi}, \kappa_{vi}) \\
\mu_v &= \frac{1}{2}(\mu_1 + \mu_2)
\end{aligned} \tag{148}$$

and the pion mass for degenerate valence and sea quark masses

$$\mu_s = m_{PS}^2(\kappa_{\text{sea}}, \kappa_{\text{sea}}, \kappa_{\text{sea}}), \tag{149}$$

including up to quadratic terms in the quark masses:

$$m = A + B_s\mu_s + B_v\mu_v + C_s\mu_s^2 + C_v\mu_v^2 + C_{sv}\mu_s\mu_v. \quad (150)$$

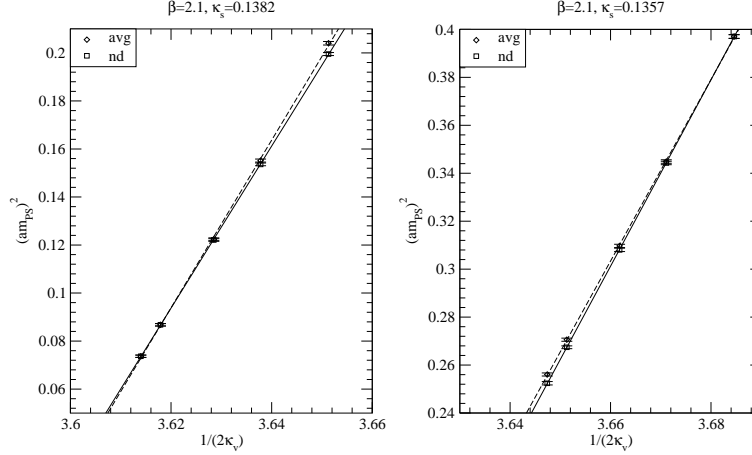


Figure 10: Squared pion mass as a function of the averaged valence hopping parameter κ_v , for the lightest ($\kappa_s = 0.1382$) and the heaviest ($\kappa_s = 0.1357$) sea quark at $\beta = 2.1$. Squares denote the actual pion for a given κ combination, and diamonds the average squared mass from degenerate valence quarks. Dashed lines show linear fits to the averaged, solid lines to the non-degenerate data.

The decuplet baryons are also fitted to the functional form given in Eq. (150), where μ_v corresponds to the valence quark mass averaged over all three quarks.

The octet baryon masses are described as functions of μ_{v1} and μ_{v2} (corresponding to the masses of both valence quark flavors) and the sea quark mass, including up to quadratic terms in μ_i . One should note that the mass of the actual pion with valence quark parameters κ_{v1} and κ_{v2} agrees with the averaged mass of two degenerate pions with the respective mass parameters κ_{v1} and κ_{v2} only if the quark masses are similar. In Fig. 10 we show the averaged and real pion masses in lattice units as functions of the VWI quark mass shifted by the critical mass.

The lattice spacing and the quark masses can now be fixed to the physical point. For the calculation of quark masses and spectrum in [109], the lattice spacing is determined from m_ρ , and the determination of the lattice spacing and the determination of the κ values corresponding to the physical u, d and s quark masses are related. The procedure used in Ref. [109] is described in the following. First the pion and rho masses in lattice units are extrapolated to the physical ratio m_π/m_ρ using a diagonal extrapolation (setting $\mu_{val} = \mu_{sea}$ in Eq. (150)). This gives the pion mass in lattice units, which is in turn substituted in Eq. (150) to determine am_ρ , from which one obtains the lattice spacing a . κ_l , the κ value

corresponding to the light (u, d) quark mass is calculated using a polynomial fit of m_{PS}^2 in terms of the VWI quark masses Eq. (53) and setting $m_{PS}^2(\kappa_l; \kappa_l, \kappa_l) = m_\pi^2$. The κ value corresponding to the strange quark mass (κ_s) is determined using strange meson masses. One method is to use the K meson and to fix the ratio $m_{PS}^2(\kappa_l; \kappa_l, \kappa_s)/m_\pi^2$ to the physical value m_K^2/m_π^2 . Then one can define a fictitious strange-strange pseudoscalar meson, the η_{ss} , from the relation $m_{\eta_{ss}}^2 = m_{PS}^2(\kappa_l; \kappa_s, \kappa_s)$. $m^2(\eta_{ss})$ can then be used to parameterize the strange quark physical point in the fits of the other hadrons in terms of the μ 's. The strange quark mass is alternatively determined using the ϕ , an $\bar{s}s$ vector meson.

Parameterizing the m_ϕ using Eq. (150) with μ_{sea} set to m_π and fixing the ratio m_ϕ/m_ρ to the physical value one obtains a result for $\mu_{val} = \eta_{ss}$ which is used to fix the strange point for baryon spectrum. Using the ϕ to determine the strange quark mass, the K meson mass is a prediction, determined by the equation $m_K^2 = m_{PS}^2(\kappa_l; \kappa_l, \kappa_s)$.

The continuum results are obtained using linear extrapolations in a .

5.2 Light Meson Masses

5.2.1 Quenched results

The quenched approximation is only an approximation, and some physics is expected to be different in the quenched world from real QCD.

Since the ρ mass is an important result of QCD and CP-PACS's favorite quantity to set the lattice scale, we first compare the quenched vector meson mass to experiment, using r_0 to set the scale. Plotting the chiral extrapolation of the ρ mass from the coarsest and finest lattice of [109] in Fig. 11 one sees that the result does not agree with experiment. To investigate whether this may be due to discretization errors and whether the behavior changes qualitatively if yet smaller quark masses are used, we compare to a set of recent quenched results using improved gauge field and fermion actions, which are expected to scale well, at small quark masses. Refs. [119, 139, 140] use chiral lattice fermions. We compare the results using chirally improved fermions of [118], and results using clover fermions with a fattened-link Wilson term which also enables simulations at small quark masses [141]. We find an agreement of the CP-PACS lines with most of the new lattice results at larger quark masses. For smaller quark masses masses both overlap results seem to extrapolate to higher values of m_ρ . A possible reason for the difference of the results from overlap fermions is that [140] uses unimproved Wilson glue on coarse lattices and [139] the Lüscher-Weisz gauge action [51] on fine lattices. The plot however indicates that the overlap quark results extrapolate to a value larger than the experimental one. The fixed point and chirally improved fermions [118, 119] appear to extrapolate towards the experimental result. Using a chiral extrapolation guided by the functional form predicted by quenched chiral perturbation theory they find quenched ρ and N masses in agreement with experiment.

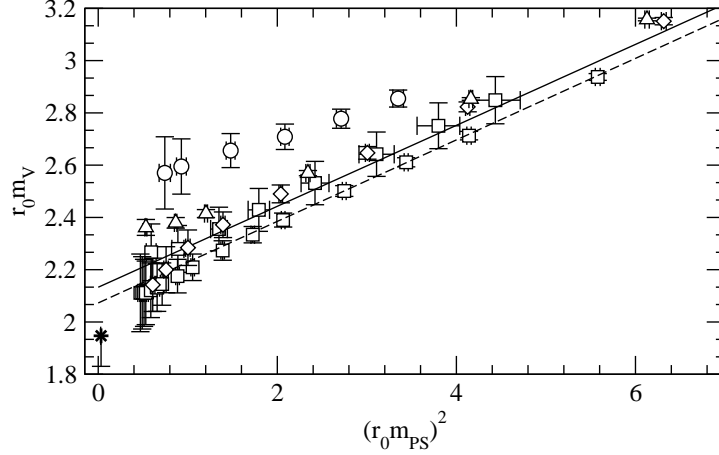


Figure 11: Quenched vector meson masses as a function of m_{PS}^2 in units of r_0 . The lines denote linear fits to results from [109] at the coarsest (dashed) and finest (solid) lattice spacings. Triangles up use overlap quarks from [139], diamonds fixed point quarks from [119], circles overlap quarks with coarse Wilson gauge fields from [140], squares use chirally improved quarks from [118] and triangles down use FLIC quarks from [141]. The experimental value is denoted by a star, with the error bar depicting the variation if $r_0 = 0.47$ fm instead of 0.5 fm is used.

5.2.2 Unquenched results

In Figure 12 the vector meson mass is shown as a function of the pion mass at finite lattice spacing, for equal sea and valence quark masses. The agreement of data from various β values is rather good, and a continuum extrapolation seems to be not necessary. The result is rather linear in the quark mass. A potential systematic error in this relation is due to the fact that the unquenched ρ can undergo hadronic decays. Certainly, the decay thresholds given by $\sqrt{m_{PS}^2 + (2\pi/L)^2}$ are for the given set of masses about 400 MeV above the vector mass. $2m_{PS}$ is also higher but for small quark mass close to the vector masses.

We have seen that the ρ mass agrees with the experimental value if the lattice scale is set using r_0 in unquenched QCD. It is of interest to study also extrapolations in the valence quark mass at finite fixed sea quark masses. In Fig. 13 we compare the chiral extrapolation in the valence quark on a relatively fine lattice for two different values of the sea quark mass to the quenched extrapolation. Again, the scale is set using r_0 . As in the previous plots, we can use the r_0 values determined at the respective sea quark masses, and find agreement with experiment already at finite sea quark mass. In a mass-independent renormalization scheme, the lattice spacing depends only on the coupling, not on the quark mass [142] up to discretization errors, and we compare the meson masses also with chirally extrapolated r_0 values, $r_0^{(x)}$. Those were determined in [109] assuming

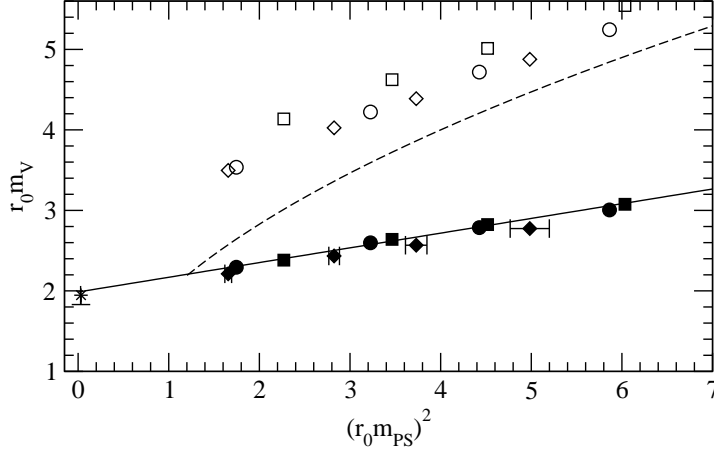


Figure 12: The ρ meson mass from [109]. Filled symbols denote the simulation results. Errors in the y direction are roughly of the size of the symbols. Open points indicate the corresponding thresholds given by $r_0 \sqrt{m_{PS}^2 + (2\pi/L)^2}$. Diamonds stand for $\beta = 1.95$, circles for $\beta = 2.1$ and squares for $\beta = 2.2$. The dashed curve indicates $r_0 m_V = 2 r_0 m_{PS}$. The solid line indicates a linear fit to the data at $\beta = 2.20$. The star denotes the experimental value. The error bar gives the variation if $r_0 = 0.47$ fm instead of 0.5 fm is used.

a linear quark mass dependence:

$$\frac{1}{r_0}(\mu_{\text{sea}}) = \frac{1}{r_0^{(x)}} + C\mu_s. \quad (151)$$

We find that partially quenched results using the chirally extrapolated r_0 into the comparison in Fig. 13 also move towards the experimental value, while the agreement is less obvious at finite sea quark mass.

5.3 Light Meson Decay Constants

Lattice results for light decay constants are important tests of QCD as a theory of light hadron physics and also a calibration of the lattice method for calculations of hadron matrix elements. Since they are likely to be less sensitive to systematic errors, it is of interest to calculate ratios of light and heavy-light decay constants. We discuss the results of [109].

The decay constant of a pseudoscalar meson P in Euclidean space-time can be defined as:

$$\langle 0 | A_4(0) | P(\vec{p} = 0) \rangle = f_P M. \quad (152)$$

For the chiral extrapolation of the matrix elements, the same fitting form as for the

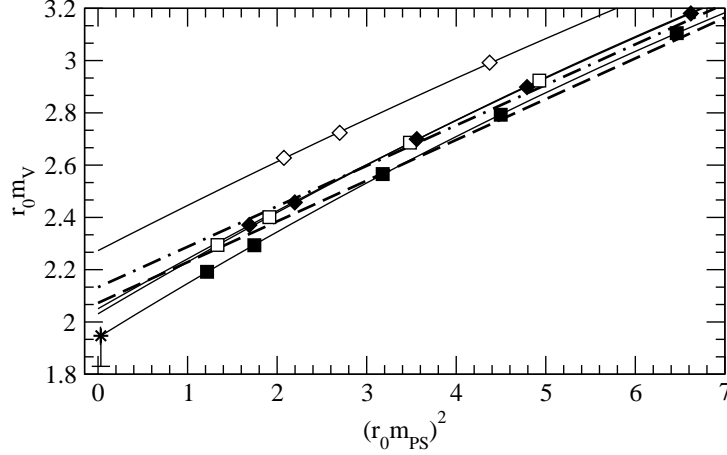


Figure 13: Partially quenched vector meson mass as a function of $(m_{PS})^2$ at $\beta = 2.1$. Diamonds denote $\kappa_{\text{sea}} = 0.1367$, squares $\kappa_{\text{sea}} = 0.1382$. Filled symbols correspond to the r_0 values with equal sea and valence quark masses. Open symbols correspond to chirally extrapolated values of r_0 . Error bars are smaller than the symbols. The star denotes the experimental value. Fat dot-dashed and dashed lines denote the quenched fits on the finest and coarsest lattice respectively. Thin dashed lines denote quadratic fits to the various data sets.

vector meson masses is used, Eq. (150). The quenched decay constants can be described by a linear function in μ_v only.

In [109] the decay constant was calculated with one-loop tadpole-improved renormalization constants. The axial vector current could then be expressed by the relation:

$$A_\mu^R(x) = 2\kappa u_0 Z_A (1 + b_A m/u_0) (A_\mu(x) - c_A \partial_\mu P(x)), \quad (153)$$

with one-loop values for Z_A , b_A and c_A . The effect of the improvement term proportional to c_A on the decay constant is a few MeV.

5.3.1 Quenched results

The quenched results for f_π and f_K appear to have reasonably small discretization errors at lattice spacings up to around $a \sim 0.15$ fm. The plateau occurs however at a roughly 20% higher value than the quenched result of [137] using Wilson quarks.

Using the result from the finest lattice, one can quote for the quenched light meson decay constants

$$\begin{aligned} f_\pi &= 145(5) \text{ MeV}, \\ f_K &= 162(4) \text{ MeV, } K \text{ input,} \\ &166(4) \text{ MeV, } \phi \text{ input,} \end{aligned} \quad (154)$$

i.e.

$$\begin{aligned}\frac{f_K}{f_\pi} &= 1.12(5) , K \text{ input} \\ &= 1.15(4) , \phi \text{ input}\end{aligned}\tag{155}$$

Errors are statistical and extrapolation errors only. f_K is close to experiment, while f_π is $\sim 10\%$ higher than experiment.

5.3.2 Unquenched results

Scaling violations in the unquenched decay constants are large, i.e. 50% between $0.2 \geq a \geq 0.1$ fm. To avoid systematic errors from the continuum extrapolation, we quote results from the second finest unquenched lattice at $\beta = 2.1$, since at $\beta = 2.2$ the error bars are very large.

$$\begin{aligned}f_\pi &= 127(6) \text{ MeV} \\ f_K &= 149(6) \text{ MeV}, K \text{ input} \\ f_K &= 152(6) \text{ MeV}, \phi \text{ input},\end{aligned}\tag{156}$$

where only statistical errors are quoted. The results are to be compared to the experimental values of 132 MeV for f_π and 160 MeV for f_K .

In the ratio of vector and pseudoscalar meson decay constants, f_ρ/f_π , discretization errors largely cancel, and the continuum extrapolation of the ratio is in agreement with experiment, however within large error bars.

5.4 Light Baryons

5.4.1 Quenched results

First we would like to compare the quenched baryon masses from [109] to other recent quenched calculations and experiment. The values were extracted using the method described in Sec. 5.1. In the quenched calculation, the decuplet baryon masses were extrapolated using just a linear fit in the pion mass, while for the octet states a quadratic term was included. The results were continuum extrapolated using a linear fit in a . The quenched spectrum from this procedure is found to agree with the quenched continuum extrapolated results using Wilson gauge and fermion actions, see Fig. 14. The lattice spacing has been set with m_ρ in both cases. The features of the experimental spectrum are reproduced, while strange baryons with K input and with ϕ input may differ among each other and with experiment by several σ . Before trying to make definite statements of whether this is a quenching effect, we should consider possible other systematic errors. It is likely that discretization artifacts will affect also any unquenched calculation with the same action at similar quark masses and lattice spacings, and we therefore give some more thoughts to the question here.

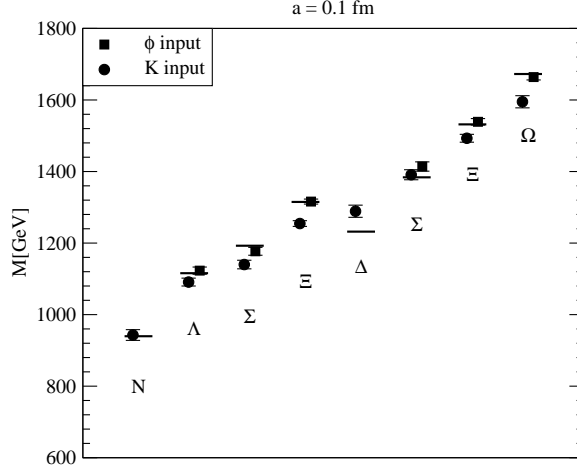


Figure 14: Quenched light baryon spectrum from CP-PACS from lattices with $a \sim 0.1$ fm [109].

In the present case, the quark action is tree-level tadpole improved. The dominant discretization effects should be $O(a^2)$ and $O(\alpha_s a)$, i.e. in principle there are linear and quadratic contributions in a . In Fig. 15 we show the nucleon mass as a function of the lattice spacing.

We find that the data from the finer lattices scale well, i.e. they are independent of the lattice spacing, and a linear continuum extrapolation including all data points does not appear more reliable than using the result from the finest lattice as continuum estimate. We plot the quenched light baryon spectrum using the results from the finest quenched lattice at $\beta = 2.575$ in Fig. 14. The result changes by several σ , and in most cases, agreement with experiment is better for the results which are not continuum extrapolated.

Chiral extrapolation uncertainty could be another source of error. The extrapolated nucleon masses from CP-PACS using naive polynomial extrapolations agree quite well with experiment. The results at finite quark masses are not available, therefore we show only the chirally extrapolated values from the finest and the coarsest quenched lattice in Fig. 16. The fixed point [119] The overlap results from QCDSF [139] and the chirally improved quarks [118] seem to extrapolate to the experimental value. For the fixed point results plotted here [119] it is not so clear whether the experimental value is reached, however their results from coarser lattices and smaller quark masses do extrapolate to the experimental value [118]. For the overlap results from [140] and the FLIC fermions we have used here [141], the extrapolation is again not obvious from the data on this plot.

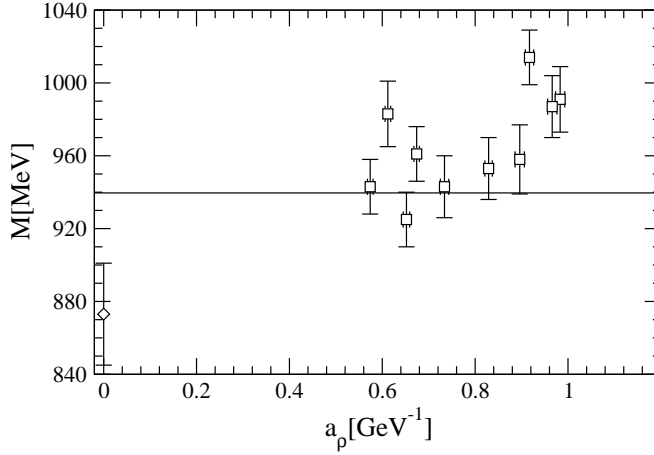


Figure 15: Quenched nucleon masses from CP-PACS [109] as function of the lattice spacing (squares) with the continuum extrapolated value (diamond) on the left. The line denotes the experimental value for the nucleon mass.

5.4.2 Unquenched results

Ref. [82] works at a fixed lattice spacing and thus cannot perform a continuum extrapolation. For the chiral extrapolation, a similar formula as in [109] is used. In the baryon mass calculation of Ref. [111] with two light and one strange sea quarks, the continuum extrapolation is performed first, and then a chiral extrapolation is done.

In Fig. 17 we compare the the baryon spectrum from the recent unquenched simulations of [82, 109, 111]. Ref. [82] assigns additional systematic errors of up to 25 MeV from the chiral extrapolation uncertainty and the determination of r_0 . We do not add them to Table 7 and just note that their additional error bars would point towards the opposite direction to the experimental value. We find discrepancies with experiment of up to $\sim 2\sigma$ for the nucleon and Λ , where improvement with respect to the quenched spectrum is not visible. Chiral extrapolation uncertainty might be relevant. An attempt to use chiral perturbation theory to extrapolate the nucleon mass is discussed in the next section. In Table 7 we give results for light baryon mass splittings corresponding to the results shown in Fig. 14. For the splittings, the agreement with experiment is at the $1 - 2\sigma$ level. A recent calculation [111] with $N_f = 2_{\text{light}} + 1_{\text{strange}}$ finds a $\Delta - N$ splitting which agrees well with experiment. The mass ratio m_N/m_ρ has also been calculated using domain-wall fermions with $N_f = 0$ and $N_f = 2$ [121]. Their quenched results seem to extrapolate to a value in agreement with experiment. Their unquenched value is in quite good agreement with experiment.

These lattice studies do not take into account that in the unquenched theory the Δ can decay strongly; it is an $N\pi$ resonance with a Breit-Wigner width of 115 – 125 MeV [144] and one would expect a shift in the mass.

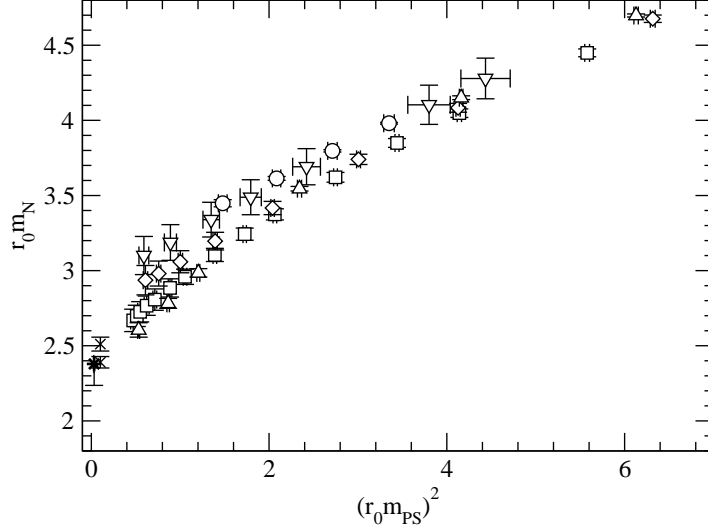


Figure 16: Quenched nucleon mass as a function of m_{PS}^2 in units of r_0 . The chirally extrapolated results from [109] from the coarsest and finest quenched lattices are denoted by crosses (slightly shifted to the right for clarity), triangles use overlap fermions from [139], diamonds fixed point fermions from [119], circles overlap fermions with coarse Wilson gauge fields from [140], squares chirally improved fermions from [118] and triangles down FLIC fermions from [141]. The star denotes the experimental value, with the error bar giving the variation if $r_0 = 0.47$ fm instead of 0.5 fm is used.

To avoid the uncertainties due to extrapolation in the comparison between theory and experiment, we now consider relations between strange hadron masses in two-flavor QCD.

In Figure 18 we plot the decuplet baryon mass from three different β values versus the vector meson mass in units of r_0 . Sea and valence quark masses are degenerate. The physical point corresponds to the position of the ϕ meson and the Ω^- baryon mass and agrees with the lattice result. Mixing between the ϕ and the ω has been ignored at this point.

In Fig. 19 we show the decuplet/octet mass ratio as a function of the pion/octet baryon mass ratio for three β values from CP-PACS. The experimental points correspond to quark masses averaged over all three valence quarks. Sea and valence quark masses of the lattice data in the plot are taken to be equal. The ‘experimental’ ssu pseudoscalar meson mass is determined by interpolation using the physical values m_K^2 and m_π^2 . Although the plot has to be interpreted with some caution since the sea quark mass is not extrapolated to the physical point, the lattice octet baryon masses cannot be well described as a function of the average quark mass, and the baryons can be affected by strong decays, we nevertheless find the agreement with experiment remarkable.

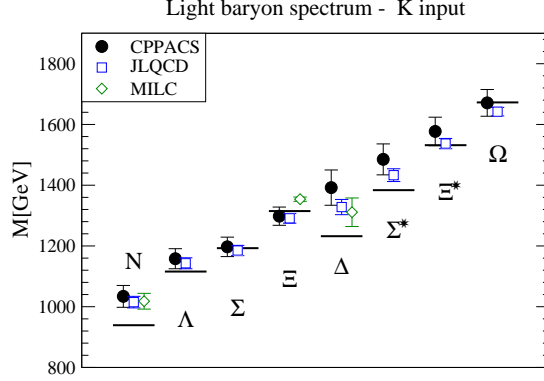


Figure 17: Unquenched light baryon spectrum from recent unquenched lattice calculations.

5.5 Nucleon Mass: Finite Size Effects and Chiral Extrapolation

In this section we discuss chiral extrapolation and calculation of the finite size effect of the nucleon mass using chiral perturbation theory.

We begin with the Heavy Baryon χPT . The self energy of the nucleon propagator is considered on-shell, i.e. with external momentum zero. The $O(p^3)$ correction to the quadratic dependence on m_{PS} from $HB\chi PT$ is represented by the loop diagram in Fig. 21 on the left. Evaluating the diagram one finds for the mass at $O(p^3)$:

$$m^{(3)} = m_0 - 4c_1 m_{PS}^2 - \frac{3(g_A)^2}{32\pi F_\pi^2} m_{PS}^3 + \mathcal{O}(p^4). \quad (157)$$

In quenched chiral perturbation theory, the m_{PS}^3 contributions are modified, and new terms proportional to m_{PS} and $m_{PS}^2 \ln m_{PS}$ are introduced [148].

One can also attempt to calculate the finite size effect using lattice χPT . The lattice provides a way to regularize integrals, if one use substitutes the continuum $HB\chi PT$ actions for the nucleons and pions with lattice ones. In Fig. 5.5 we study the dependence of the finite volume effect on the lattice cutoff for various pion masses. For m_{PS} around 500 MeV, one finds a 10% difference between a lattice cutoff of $a^{-1} = 2$ GeV and the continuum limit $a \rightarrow 0$, whereas the difference is almost 50% if a lattice with $a^{-1} = 1$ GeV is assumed. For $m_{PS} = 200$ MeV, the differences are slightly less than 10% and 20% respectively.

$HB\chi PT$ at $O(p^3)$ yields a pion mass dependence rather different from the nucleon mass lattice data [149, 150]. Moreover, finite size effects predicted by $HB\chi PT$ are found to be clearly too small with respect to the finite size effects of the lattice data. The contribution of high pion momenta in the internal loops is of particular interest since on a lattice of 1.6 fm extent the lowest mode satisfying periodic boundary conditions

	scale	$\Lambda - N[\text{MeV}]$	$\Delta - N[\text{MeV}]$	$\Sigma^* - \Sigma[\text{MeV}]$	$\Xi^* - \Xi[\text{MeV}]$
$N_f = 0$					
[109]	m_ρ	151(34) $^{(28)}_0$	346(41)	252(33) $^{(0)}_{10}$	247(26) $^{(0)}_7$
[82]	m_ρ	116(33) $^{(26)}_0$	314(37)	252(30) $^{(0)}_{10}$	250(23) $^{(0)}_{11}$
$N_f = 2$					
[109]	m_ρ	124(49) $^{(2)}_0$	358(68)	288(60) $^{(0)}_2$	279(56) $^{(2)}_0$
[82]	m_ρ	128(26) $^{(16)}_0$	313(31)	248(27) $^{(+0)}_{-5}$	246(23) $^{(0)}_5$
$N_f = 2_{\text{light}} + 1_{\text{strange}}$					
[111]	$\chi_b - \Upsilon$		293(54)		
Model calculations					
[143]		155	270	180(15)	200(15)
Experiment					
		177	294	191	215

Table 7: Light baryon mass splittings. The first error is statistical, the second is the difference from fixing the strange quark mass using the K or ϕ meson where applicable. The quantity used to fix the lattice scale is shown on the left.

has a momentum of ~ 0.8 GeV, which implies that there is only one mode within the domain where χPT is theoretically expected to be valid. Using lattice regularized chiral perturbation theory one sees an indication that the contributions from pion modes at high momenta can indeed be sizable, in particular for larger pion masses. An example is plotted in Fig. 5.5. Including a Δ -nucleon coupling, $HB\chi PT$ predicts roughly 50 – 60% of the actual finite size effect for pion masses around 500 MeV [150].

Also, since for the unquenched clover lattice results, quark masses are rather large such that $m_{PS}/m_N \sim 0.5$, the non-relativistic approximation does not appear particularly justified. The calculation was therefore repeated with a relativistic formalism.

In the relativistic formalism at $O(p^3)$, the nucleon mass can be written as [151]:

$$m = m_0 - 4c_1 m_{PS}^2 + m_a + e_1 m_{PS}^4. \quad (158)$$

m_a is the one-loop contribution to the mass renormalization. The corresponding Feynman diagram is shown in Fig. 21 on the left. The term proportional to m_{PS}^2 comes from the tree-level Lagrangian $\mathcal{L}^{(2)}$, and the term proportional to e_1 is necessary as a counterterm to regularize the loop integral, although it contributes to the Lagrangian formally only at $O(p^4)$. Using the infrared regularization scheme for baryons explained in [152],

$$m_a = -i \frac{3g_A^2 m_0 m_{PS}^2}{2F^2} \int_0^\infty dx \int \frac{d^4 p}{(2\pi)^4} [p^2 - m_0^2 x^2 - m_{PS}^2(1-x) + i\epsilon]^{-2} \quad (159)$$

in Minkowski space. To summarize the idea of infrared regularization one might say that the integral is decomposed into an infrared finite and an infrared singular part; the

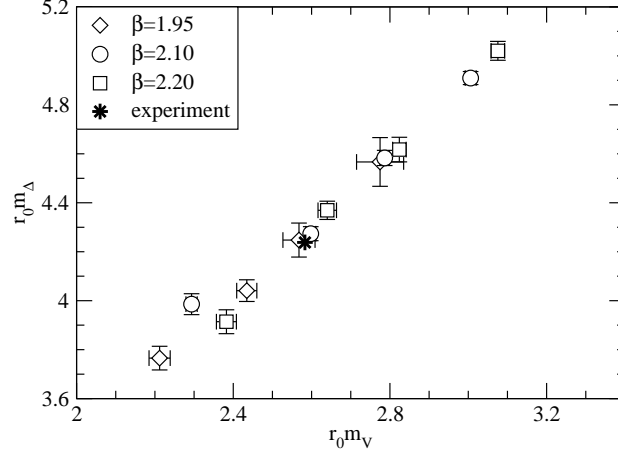


Figure 18: Unquenched decuplet baryon mass as a function of the vector meson mass corresponding to the same gauge coupling and quark mass. Different symbols correspond to different values of the inverse bare gauge coupling. Valence and sea quark masses are equal. The experimental point corresponds to the ϕ meson and the Ω baryon, with $r_0 = 0.5$ fm.

infrared singular part is retained in the calculation which is relevant to the calculation of the low energy structure of the theory. The Feynman parameter then runs from 0 to ∞ instead from 0 to 1. Calculation of the integral yields the following expression for the nucleon mass at $O(p^3)$:

$$m_N = m_0 - 4c_1 m_{PS}^2 + \left[e_1(\lambda) + \frac{3g_A^2}{64\pi^2 F^2 m_0} \left(1 - 2 \ln \frac{m_{PS}}{\lambda} \right) \right] m_{PS}^4 - \frac{3g_A^2}{16\pi^2 F^2} m_{PS}^3 \sqrt{1 - \frac{m_{PS}^2}{4m_0^2}} \left[\frac{\pi}{2} + \arctan \frac{m_{PS}^2}{\sqrt{4m_{PS}^2 m_0^2 - m_{PS}^4}} \right]. \quad (160)$$

At $O(p^4)$ there is an additional tadpole diagram with an insertion from the c_1 term in $\mathcal{L}^{(2)}$ (see Eq. 98 and in Fig. 21, middle), and the nucleon mass then reads:

$$m_N = m_0 - 4c_1 m_{PS}^2 + m_a + m_b + e_1 m_{PS}^4. \quad (161)$$

The tadpole contribution, m_b , is given by the integral

$$m_b = -i \frac{3}{f_\pi^2} \int \frac{d^4 k}{(2\pi)^4} \frac{2c_1 m_{PS}^2 - (c_2 + c_3)(k^0)^2 + c_3 \vec{k}^2}{m_{PS}^2 - k^2 - i\epsilon}. \quad (162)$$

For this diagram, infrared and dimensional regularization give the same result. The diagram on the left of Fig. 21 also receives a correction due to a third diagram with a c_1

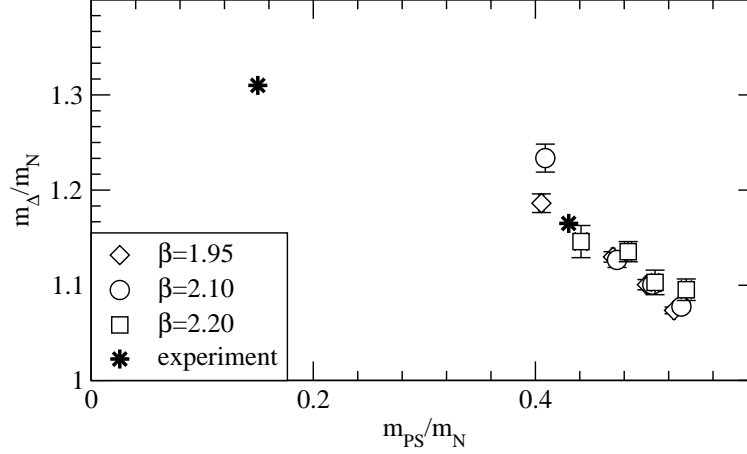


Figure 19: Unquenched mass ratio of decuplet and octet baryons. Different symbols correspond to different values of the inverse bare gauge coupling. Sea and valence quark masses are equal. The experimental points respectively correspond to the physical light quark mass and quark mass averaged over the ssl quark triplet, with $r_0 = 0.5$ fm.

insertion to the nucleon propagator (the right diagram in Fig. 21). If the nucleon mass is redefined using $m_0 \rightarrow m_0 - 4c_1 m_{PS}^2$, the contribution of the additional graph is absent.

The arctan can be expanded in powers of m_{PS} , with the first terms being:

$$\begin{aligned}
m_N = & m_0 - 4c_1 m_{PS}^2 - \frac{3g_A^2}{32\pi f_\pi^2} m_{PS}^3 \\
& + \left[e_1^r(\lambda) - \frac{3}{64\pi^2 f_\pi^2} \left(\frac{g_A^2}{m_0} - \frac{c_2}{2} \right) - \frac{3}{32\pi^2 f_\pi^2} \left(\frac{g_A^2}{m_0} - 8c_1 + c_2 + 4c_3 \right) \ln \frac{m_{PS}}{\lambda} \right] m_{PS}^4 \\
& + \frac{3g_A^2}{256\pi f_\pi^2 m_0^2} m_{PS}^5 + O(m_{PS}^6). \tag{163}
\end{aligned}$$

If chiral perturbation theory is a valid low-energy description of QCD, this formula should be predict the relation between the pion and nucleon mass if the quark mass is small.

A collection of lattice nucleon masses for $N_f = 2$ from clover-improved Wilson quarks is plotted in Fig. 22. The QCDSF and UKQCD collaboration [146] uses non-perturbatively $O(a)$ improved clover quarks and Wilson gluons. The UKQCD analysis is discussed in [147]. The JLQCD collaboration uses the same quark and gluon actions [120], and the CP-PACS collaboration uses tadpole-improved clover quarks and RG-improved gluons [109].

The lattice spacing is set using $r_0 = 0.5$ fm at each finite value of the sea quark mass. The data are not on a universal curve. If we compare results at various values of β , it appears that discretization effects in the relation between pion and nucleon masses are

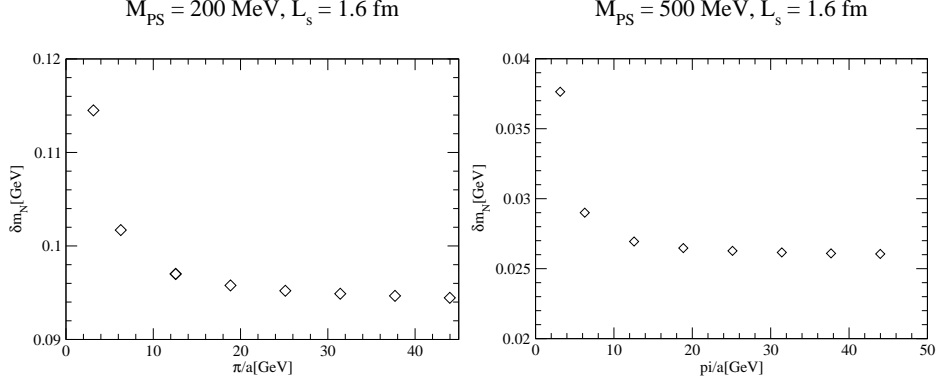


Figure 20: Finite size effects on the nucleon mass from lattice heavy baryon chiral perturbation theory at $O(p^3)$ as a function of the inverse lattice spacing.

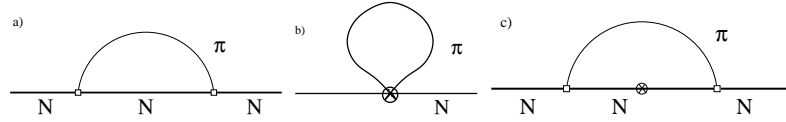


Figure 21: Nucleon self-energy diagrams in χPT at $O(p^4)$.

small. In Fig. 23 we plot results from QCDSF and JLQCD as a function of the spatial lattice size at fixed values of simulation parameters β and m_{sea} . For smaller pion masses, one finds an increase of the mass on smaller lattices. If only data on larger lattices are considered (here $m_{PS}L > 5$), they do lie on a universal curve and we use the results with pion masses < 800 MeV to fit to the chiral perturbation theory formula.

Setting $c_2 = 3.2 \text{ GeV}^{-1}$ which is in reasonable agreement with the experimental values and $c_3 = -3.4 \text{ GeV}^{-1}$, the other parameters can be determined by a fit to the lattice results from large lattices and are

$$m_0 = 0.89(6) \text{ GeV}, \quad (164)$$

$$c_1 = -0.93(5) \text{ GeV}^{-1}, \quad (165)$$

$$e_1 = 2.8(4) \text{ GeV}^{-3}, \quad (166)$$

$$(167)$$

with $g_A = 1.267$, $\lambda = 1 \text{ GeV}$.

As seen in Fig 24, the formula with these parameter choices is in good agreement with the data, and the chiral extrapolation is in agreement with experiment. Fitting the lattice results to the $O(p^3)$ formula one finds relatively similar values for the fitting parameters [149], although the coefficient of the additional term is numerically not very

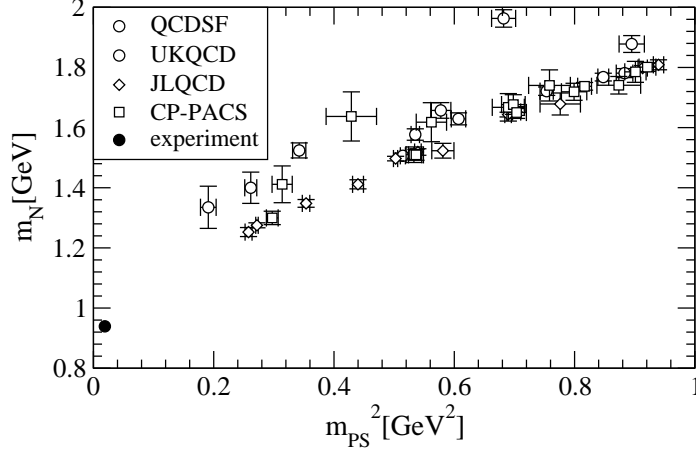


Figure 22: Nucleon mass from QCDSF and UKQCD [146], CP-PACS [109] and JLQCD [145].

small: $(8c_1 + c_2 + 4c_3) \sim 18 - 25$ and $3/(32\pi^2 f_\pi^2) \simeq 1$.

It should be noted that with a simple three parameter fit allowing for constant and quadratic and cubic or quartic contributions from the pion mass, one can also obtain a reasonable description of the lattice data with $\chi^2/dof \simeq 2$. However then the nucleon mass extrapolates to a chiral limit of ~ 1.2 GeV.

In Ref. [153], a good description of nucleon data up to pion masses ~ 600 MeV could be achieved using a non-relativistic formalism at $O(p^4)$. Octet baryon masses in QCD with $2_{light} + 1_{strange}$ flavors of sea quarks have been calculated in Ref. [154] at $O(p^4)$ using relativistic heavy baryons with infrared regularization. Recent calculations of the decuplet baryon mass at $O(p^4)$ and of the octet baryon mass at $O(p^3)$ in partially quenched χPT are presented in Refs. [155, 156].

The corrections to the ρ meson mass within chiral perturbation theory using infrared regularization are described in [157].

In the following we attempt to describe the finite volume effect using χPT in the p expansion. The temporal extent of the lattice is assumed to be infinite.

On a finite lattice, the integral in the self energy correction is substituted by a sum over the allowed modes. The difference between sum and integral is not ultraviolet divergent and can be brought into a closed form according to [158]

$$\begin{aligned} & \frac{\Gamma(r)}{L^3} \sum_{\vec{k}} \left(\vec{k}^2 + M^2 \right)^{-r} - \frac{\Gamma(r)}{(2\pi)^3} \int d^3k \left(\vec{k}^2 + M^2 \right)^{-r} \\ &= \frac{1}{4\pi^{3/2}} \sum_{\vec{n} \neq 0} \left(\frac{L^2 |\vec{n}|^2}{4M^2} \right)^{r/2-3/4} K_{r-3/2}(\sqrt{L^2 |\vec{n}|^2 M^2}), \end{aligned}$$

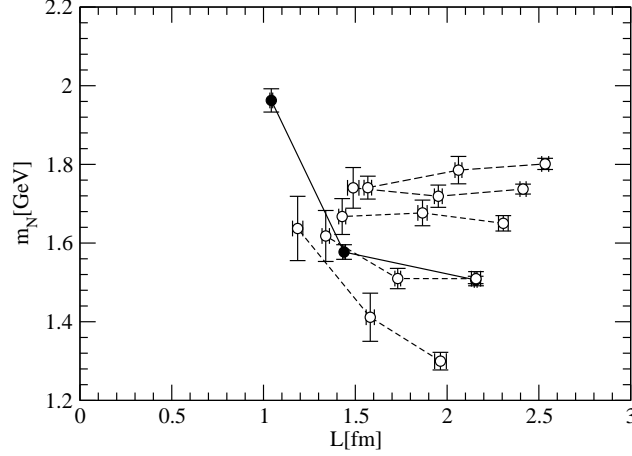


Figure 23: Finite size effect of the nucleon mass for JLQCD [145] (open circles) and QCDSF/UKQCD data (filled circles) [146]. Lines connect sets belonging to the same β, κ values.

where $K_\nu(x)$ is a modified Bessel function.

The contribution of diagram *a* to the finite size effect is

$$\delta m_a(L) = \frac{3g_A^2 m_0 m_{PS}^2}{16\pi^2 f_\pi^2} \int_0^\infty dx \sum_{\vec{n} \neq 0} K_0 \left(L|\vec{n}| \sqrt{m_0^2 x^2 + m_{PS}^2 (1-x)} \right). \quad (168)$$

The contribution of diagram *b* is

$$\delta m_b(L) = \frac{3m_{PS}^4}{4\pi^2 f_\pi^2} \sum_{\vec{n} \neq 0} \left[(2c_1 - c_3) \frac{K_1(L|\vec{n}|m_{PS})}{L|\vec{n}|m_{PS}} + c_2 \frac{K_2(L|\vec{n}|m_{PS})}{(L|\vec{n}|m_{PS})^2} \right]. \quad (169)$$

The χPT result at $O(p^4)$ indeed finds a good agreement with the finite size effects of the lattice results. An example for a pion mass around 550 MeV is given in Fig. 25. Agreement is also found for larger pion masses, $m_{PS} \sim 700$ MeV. χPT is considered to be an effective field theory valid for momentum scales < 1 GeV. Using a cutoff regularization, Ref. [153] calculates a validity bound of χPT for pion masses less than 600 MeV. Therefore further verification of the nucleon mass formula in comparison to lattice results would be very important, e.g. by comparison with simulation data at smaller quark masses once they will be available. It should be mentioned that the result is not very sensitive to the exact experimental value of r_0 .

Good agreement of lattice nucleon data at relatively high masses with chiral perturbation theory is also achieved if a finite nucleon radius is taken into account using a dipole form factor [159].

Finite volume effects on f_K and B_K are discussed in [160] in dynamical, partially quenched and quenched QCD. Finite volume effects on heavy-light meson matrix elements

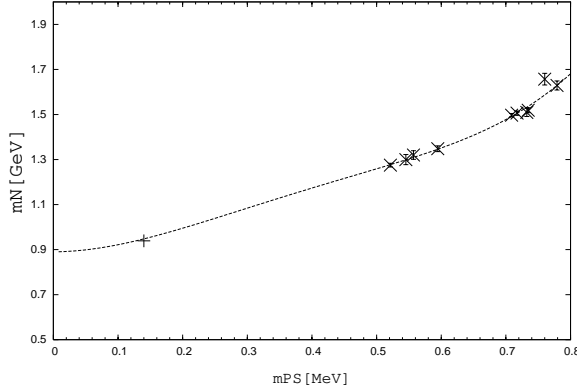


Figure 24: Chiral extrapolation of nucleon masses on large lattices in two-flavor QCD. The crosses denote the lattice results. The dashed line denotes relativistic χPT at $O(p^4)$. The plus denotes the experimental value.

are discussed in [161]. In the next section we discuss formalisms which we used to simulate b quarks on the lattice.

6 HEAVY QUARKS ON THE LATTICE

HQET predicts $1/M$ expansions for various mass splittings, decay constants and heavy meson decay form factors. This is useful for guiding extrapolations or interpolations of experimental or lattice results as a function of the heavy quark or meson mass.

Moreover, in simulations of massive quarks with mass M using a relativistic action, discretization effects of the form $O((aM)^n)$ where n is a positive number, can occur. This effect can be avoided by simulating the heavy quarks on the lattice using Heavy Quark Effective Theory or Non-relativistic QCD.

6.1 Lattice HQET

The HQET Lagrangian for the static quark can be put on the lattice directly [162]. In the rest frame of the heavy meson, the static tree-level lattice Lagrangian is given by:

$$\psi^\dagger \nabla_4^* \psi = 0. \quad (170)$$

Beyond tree-level there is an additive mass renormalization. Corrections to the infinite mass limit break the spin symmetry by terms $O(1/M_Q)$. Relativistic corrections are incorporated in a systematic expansion in terms $O(\Lambda_{QCD}/M_Q)$.

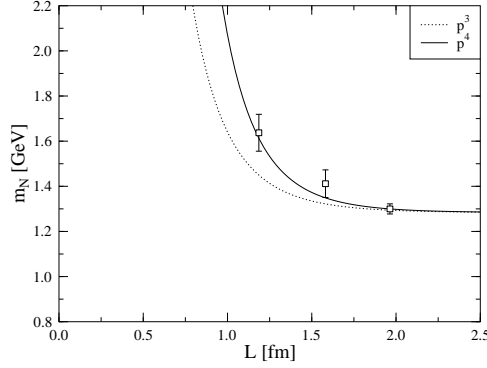


Figure 25: Volume dependence of the nucleon mass relativistic χPT compared with $N_f = 2$ lattice results, from Ref. [146]. Solid line: $O(p^4)$ result, dashed line: only $O(p^3)$ terms.

The formalism enabled many studies of B meson matrix elements. For one of the first very extensive ones see [163]. Recent work using non-perturbative renormalization is discussed in [164, 165].

6.2 Lattice NRQCD

In NRQCD on the lattice one simulates a discretized version of the action corresponding to Eq. (142) which includes the terms to the desired order in $1/M$. One solves a discretized Pauli equation with a covariant coupling to the color gauge field and relativistic corrections. In this section we summarize some general features of the calculation of masses and decay constants in NRQCD on the lattice, in particular based on the discussions in Refs. [4, 166, 167].

6.2.1 NRQCD lattice action

Analogous to the Dirac fermion action, the Hamiltonian (143) can be put on the lattice by substituting the derivatives by lattice derivatives. The dominant discretization error in the spatial derivative of the heavy quark action is $O(a^2 p_i^2) \sim \Lambda_{QCD}^2 a^2$, and $O(a M v^2/2)$ and the dominant discretization error in the temporal derivative should be proportional to the kinetic energy: $E_{kin} a = \vec{p}^2/(2M)a = \Lambda_{QCD}^2 a/(2M)$. Since in typical NRQCD calculations $a \sim M^{-1}$, the discretization corrections are introduced for consistency in calculations which are supposed to be correct at $O(1/M^2)$. Discretization errors in the hyperfine interaction are of higher order in the expansion in $1/M$ and a .

The lattice Lagrangian density used in the simulations [77, 99] is

$$L = \psi_t^\dagger \psi_t$$

$$- \psi_t^\dagger \left(1 - \frac{a\delta H}{2}\right)_t \left(1 - \frac{aH_0}{2n}\right)_t^n U_4^\dagger \left(1 - \frac{aH_0}{2n}\right)_{t-1}^n \left(1 - \frac{a\delta H}{2}\right)_{t-1} \psi_{t-1}, \quad (171)$$

where the Hamiltonian is $H = H_0 + \delta H$. The contributions of the $1/M^2$ terms to the low-lying spectrum and f_B is small, therefore also some recent calculations include only the $1/M$ terms, i.e. the kinetic energy and the spin-magnetic operator, (e.g. [168]), and using M_0 for the bare lattice mass, the kinetic energy operator becomes

$$H_0 \equiv -\frac{\Delta^{(2)}}{2M_0}, \quad (172)$$

with the second lattice derivative given by

$$\Delta^{(2)} \equiv \sum_i \nabla_i \nabla_i^* = \sum_i \nabla_i^* \nabla_i. \quad (173)$$

M_0 is the bare lattice heavy quark mass.

$$\begin{aligned} \delta H = & -\frac{g}{2M_0} \vec{\sigma} \cdot \vec{B} \\ & + \frac{ig}{8(M_0)^2} (\vec{\nabla} \cdot \vec{E} - \vec{E} \cdot \vec{\nabla}) - \frac{g}{8(M_0)^2} \vec{\sigma} \cdot (\vec{\nabla} \vec{E} - \vec{E} \vec{\nabla}) \\ & - \frac{(\Delta^{(2)})^2}{8(M_0)^3} + \frac{a^2 \Delta^{(4)}}{24M_0} - \frac{a(\Delta^{(2)})^2}{16n(M_0)^2}. \end{aligned} \quad (174)$$

The parameter n is introduced to avoid an instability due to large momenta contributing to the kinetic energy operator H_0 and causing an increase of the correlation function in time. For $p_i \sim 1/a$, the instability can be avoided if $n > 3/(2Ma)$. In all previous calculations, the coefficients are set to their tree-level value (one) with mean field improved gauge links. The last two terms in Eq. (174) are corrections for the leading discretization errors of the kinetic energy operator and the temporal derivative respectively. The fourth derivative in the kinetic energy correction is defined as

$$\Delta^{(4)} \equiv \sum_i (\nabla_i \nabla_i^*)^2. \quad (175)$$

One can use this action to simulate b quarks directly on the lattice, since $O((aM)^n)$ discretization errors do not occur.

6.2.2 Meson mass in NRQCD

The exponential decay rate of the correlation function in NRQCD or HQET, denoted by E_{sim} , is the unrenormalized meson binding energy whose contributions should after renormalization be related to the energies appearing in the $1/M$ expansion of the HQET:

the binding energy of the light quark due to the static color source, the heavy quark kinetic energy, the spin-colormagnetic energy and so on.

Also in NRQCD, the inverse propagator at one loop $S(p^4, \vec{p})$ $S^{(0)}(p)$ by the formula [166]

$$S^{-1}(p) = S^{(0)-1}(p) - \Sigma(p), \quad (176)$$

where $\Sigma(p)$ is the heavy quark self-energy. By matching the heavy quark dispersion relation to the continuum [166], one can find the one-loop on-shell mass and wave function renormalization constants. $C_m M_0$ is identified with the pole mass of the heavy quark, M_Q . At one loop, $C_m = 1 + O(\alpha_s)$. The quark mass receives an additive renormalization which starts at $O(g^2)$ and has the form

$$E_0 = -\log(1 + \alpha_s A). \quad (177)$$

This cancels the leading $1/a$ correction in the exponential decay rate or bare binding energy E_{sim} of the heavy quark propagator. The wave function renormalization also starts at $O(1)$, $C_Q = 1 + O(\alpha_s)$.

The mass M of a heavy-light hadron with an NRQCD heavy quark is related to the exponential decay rate of the hadron propagator by

$$M = M_{\text{pert}} \equiv E_{\text{sim}} + \Delta, \quad (178)$$

where Δ contains the renormalized heavy quark mass and zero point energy

$$\Delta = C_m M_0 + E_0, \quad (179)$$

with $C_m M_0$ being the above-mentioned heavy quark pole mass.

In hadrons with several heavy quarks or antiquarks of bare mass M_0 , the mass renormalization should contribute in the same way for each heavy quark, i.e. the quarkonium mass M_{HH} can be calculated using:

$$M_{HH} = E_{\text{sim}, HH} + 2\Delta. \quad (180)$$

The meson mass can be determined in simulations by considering the momentum dependence of the meson binding energy. Formulae (178) and (180) should also hold for the mass of excited states and of meson states at finite momentum. Then, the energy difference between zero and finite momentum should be described by a dispersion relation:

$$E_{\text{sim}}(p^2) - E_{\text{sim}}(0) = \sqrt{M_{\text{kin}}^2 + \vec{p}^2} - M_{\text{kin}}. \quad (181)$$

$M = M_{\text{kin}}$ is the kinetic mass of the heavy meson.

Mass splittings are simply given by the difference of the binding energies of the states.

If states are close together, statistical fluctuations of the individual correlators may be larger than the energy difference. If the overlap with excited states is neglected, one can however extract the energy difference from a fit of the ratio of correlators to an exponential decay [169]

$$\frac{C_1(t)}{C_2(t)} \propto \exp(-\Delta E t), \quad (182)$$

where ΔE is the energy splitting of the states.

6.2.3 Currents in NRQCD

If matrix elements of operators are to be calculated in this formalism, the $1/M$ corrections to the operators have to be taken into account as well. To determine for example f_B from the lattice, it is necessary to calculate the renormalization factors to match the unrenormalized lattice matrix element of the axial vector current to the corresponding matrix element in continuum QCD. The matching is discussed e.g. in [167, 171], and we briefly repeat some features of interest here. The current operators at $O(1)$ in the $1/M$ expansion are the same as in full QCD. For the time component of the axial vector current this means

$$A_4^{(0)} = \bar{q}(x) \gamma_\mu \gamma_5 Q(x), \quad (183)$$

where the heavy quark spinor Q is projected onto the upper two components:

$$Q(x) = \begin{pmatrix} \psi(x) \\ 0 \end{pmatrix}. \quad (184)$$

The tree-level corrections occurring at higher order can be derived applying a Foldy-Wouthuysen transformation on the Dirac heavy quark spinor. At $O(1/M)$ this is

$$A_4^{(1)} = -\frac{1}{2M_0} \bar{q}(x) \gamma_\mu \gamma_5 \vec{\gamma} \cdot \vec{\nabla} Q(x). \quad (185)$$

Beyond tree-level, all operators with the appropriate symmetries can contribute. Some of them are related to each other by equations of motion. For practical calculations it is sufficient to consider a linearly independent set of operators. At $O(1/M)$, there is only one additional operator and one can choose:

$$A_4^{(2)} = -\frac{1}{2M_0} \bar{q}(x) \vec{\gamma} \cdot \overleftarrow{\nabla} \gamma_0 \gamma_\mu \gamma_5 Q(x). \quad (186)$$

The corrections at $O(1/M^2)$ are given by

$$\begin{aligned} A_4^{(3)} &= \frac{1}{8M_0^2} \bar{q}(x) \gamma_\mu \gamma_5 \vec{\nabla}^2 Q(x), \\ A_4^{(4)} &= \frac{g}{8M_0} \bar{q}(x) \gamma_\mu \gamma_5 \vec{\Sigma} \cdot \vec{B} Q(x), \\ A_4^{(5)} &= -\frac{2ig}{8M_0} \bar{q}(x) \vec{\alpha} \cdot \vec{E} Q(x), \end{aligned} \quad (187)$$

with $\vec{\alpha} = \gamma_0 \vec{\gamma}$, $\vec{\Sigma} = \text{diag}(\vec{\sigma}, \vec{\sigma})$. They have also been calculated on the lattice [77, 172, 173], but without inclusion of the matching renormalization constants.

In [167], the continuum matrix element is first matched to the matrix element in the continuum effective theory which is an expansion in terms of the inverse heavy quark pole mass. Each of the continuum matrix elements then equals the renormalized lattice matrix element at the same order:

$$\langle A_4^{QCD} \rangle = \sum_i \eta_i \langle A_{4,\text{ren}}^{(i)} \rangle = \sum_i \eta_i \sum_j Z_{ij}^{-1} \langle A_4^{(j)} \rangle, \quad (188)$$

where the lattice renormalization factors have the structure

$$Z_{ij} = \delta_{ij} + \alpha_s \left(\frac{1}{2} (C_Q + C_q) \delta_{ij} + C_m \delta_{ij} \delta_{1j} + \zeta_{ij} \right). \quad (189)$$

Because of the mixing of lattice operators, the renormalization constants depend on two indices i, j . Expanding the renormalization factors in terms of their lattice and continuum contributions, one finds [76]

$$\langle A_{4,QCD} \rangle = [1 + \alpha_s \rho_0] \langle A_4^{(0)} \rangle + [1 + \alpha_s \rho_1] \langle A_4^{(1)} \rangle + \alpha_s \rho_2 \langle A_4^{(2)} \rangle, \quad (190)$$

with the one-loop coefficients

$$\begin{aligned} \rho_0 &= B_0 - \zeta_{00} - \zeta_{10} - \frac{1}{2} (C_Q + C_q), \\ \rho_1 &= B_1 - \zeta_{01} - \zeta_{11} - \frac{1}{2} (C_Q + C_m + C_q), \\ \rho_2 &= B_2 - \zeta_{02} - \zeta_{12} - \frac{1}{2} (C_Q + C_q). \end{aligned} \quad (191)$$

B_i denote the continuum matching factors for HQET to QCD, ζ_{ij} the lattice vertex renormalizations (which contribute to mixing of matrix elements for $i \neq j$), C_m the heavy quark mass renormalization and C_Q and C_q the heavy and light quark wave function renormalizations. For tadpole-improved calculations, additional contributions to the renormalization factors have to be included [167].

The continuum matrix element is independent of the lattice spacing. Since NRQCD results are always at finite lattice spacing, this is only true up to lattice spacing corrections. However one can derive an approximate renormalization group equation [167]:

$$a \frac{d}{da} \sum_k C_k(\alpha_s, aM_0) \langle A_4^{(k)} \rangle = 0 + O(a^2), \quad (192)$$

with $C_k(\alpha_s, aM_0) = 1 + \alpha_s \rho_k$. One can derive the scaling behavior of the coefficient functions from this:

$$\left(a \frac{d}{da} \delta^{ij} - \gamma^{ij} \right) C^j = 0. \quad (193)$$

γ is the anomalous dimension matrix of the current operators. Since the coefficients are functions of the lattice scale and α_s , and α_s is also a function of the the lattice scale, the renormalization group equation is given by

$$\left(\left[a \frac{\partial}{\partial a} - \beta \frac{d}{d\alpha_s} \right] \delta^{ij} - (\gamma^T)^{ij} \right) C_j = 0, \quad (194)$$

where γ is the anomalous dimension matrix of the axial vector current in NRQCD, and the β function determines the running of α_s with the matching scale, which is inversely proportional to a :

$$\beta = -a \frac{d}{da} \alpha_s (a^{-1}). \quad (195)$$

In the leading-log approximation [167] finds γ to be:

$$(\gamma^{ij}) = \text{diag} \left(-\frac{\alpha_s}{\pi}, -\frac{\alpha_s}{\pi}, -\frac{\alpha_s}{\pi}, \right) \quad (196)$$

Therefore there is a simple scaling relationship of the Wilson coefficients as a function of the lattice spacing or the inverse heavy quark mass

$$\frac{C_i(a_2 M_0^b)}{C_i(a_1 M_0^b)} = \left(\frac{\alpha_s(1/a_2)}{\alpha_s(1/a_1)} \right)^{2/b_0}, \quad (197)$$

$i = 1, 2$, where the mass on the left-hand side is the bare b quark mass.

6.2.4 Systematic errors

Inclusion of higher dimensional operators in the action and currents leads to non-renormalizability, and unrenormalized lattice results may contain divergences going as powers in $1/a$. A continuum extrapolation is therefore not possible. Since results are obtained at finite a , they also contain $O(a^n)$ discretization errors which have to be accounted for in the error estimate. To be reliable it is necessary to compare simulations at various values of the lattice spacing. One can attempt to make a theoretical estimate of the error size at each lattice spacing, and continuum estimates of physical quantities can be taken from simulations at parameters which minimize discretization effects as well as $1/a$ effects. The lattice with the minimal error can be used for the continuum estimate. The renormalization group arguments of the previous paragraph apply only if a scaling region of lattice spacings can be found where the result remains rather constant as a function of a .

To compare lattice results at a fixed heavy quark mass from a range of lattice spacings, the leading lattice spacing dependence of the coefficients is given by Eq. (197) in a scaling window of the resummed, renormalized currents as a function of a . In the calculations of [168, 172, 173] it is found that the scaling of the currents resummed using Eq. (197) is indeed flatter.

6.3 Relativistic Heavy Quark Actions

Another method to avoid large discretization errors used in many lattice calculations is to simulate heavy quarks at smaller masses (e.g. around the charm mass) and extrapolate to the b . If the simulated masses are much smaller than the b mass, this might give rise to substantial uncertainties which might however be resolved if the extrapolation is substituted by an interpolation to an $O(a)$ improved static value. Static current matrix elements may contain sizable discretization errors as has been observed for the axial current in Refs. [76, 167]. Renormalization constants for non-perturbative $O(a)$ improvement have been calculated recently by Ref. [174]. If the simulated heavy mass is not very small in lattice units, one might worry about discretization errors also if a mass-independent renormalization scheme is implemented non-perturbatively.

Ref. [175] formulates an improvement program for on-shell quantities in heavy quark physics, here briefly denoted as Fermilab formalism or FNAL. An important result of their work is the realization that a non-relativistic re-interpretation of the Wilson or clover action leads to smaller discretization effects in simulations of very heavy quarks. Amplitudes are polynomials in ap , where p is the three-momentum, while they are bounded functions of the heavy quark mass in lattice units. Similar to NRQCD on the lattice, the rest mass of the heavy quark does affect physical quantities. Relevant are the mass calculated from the dispersion relation and mass splittings. An important difference to NRQCD is that the continuum limit is well-defined. We briefly present some of the important formulae for massive Wilson and clover quarks from their work, see e.g. [175, 176] and [250].

Expanding the energy-momentum dependence of a particle around spatial momentum zero one finds

$$E^2 = M_1^2 \left(1 + \sum_i \frac{\partial^2 E}{\partial p_i^2} \bigg|_{p_i=0} \vec{p}^2 + \dots \right) \quad (198)$$

where equal indices are summed over. One can define the kinetic mass, M_2 by the relation

$$M_2^{-1} = \sum_i \frac{\partial^2 E}{\partial p_i^2} \bigg|_{\vec{p}=0}, \quad (199)$$

$M_2 = M_1$ for a relativistic particle, but at finite lattice spacing the relativistic dispersion relation is modified.

The tree-level relation between the quark mass parameter in the Lagrangian and M_1 can be derived from the energy-momentum relation of a free Wilson fermion. If the bare mass is denoted as m and the Wilson parameter is set to $r = 1$, this is given by

$$\cosh aE = 1 + \frac{1}{2} \frac{(am + \frac{1}{2}a^2\vec{P}^2)^2 + a^2\vec{S}^2}{1 + am + \frac{1}{2}a^2\vec{P}^2} \quad (200)$$

with $S_i = \frac{1}{a} \sin ap_i$ and $P_i = \frac{2}{a} \sin(ap_i/2)$. The energy at zero spatial momentum equals

$$M_1 = \frac{1}{a} \ln(1 + am). \quad (201)$$

M_1 , the pole mass, determines the exponential decay of the quark propagator.

M_2 is given by:

$$\begin{aligned}\frac{1}{aM_2} &= \frac{2}{am(2+am)} + \frac{1}{1+am}, \text{ or} \\ aM_2 &= \exp(aM_1) \frac{\sinh(aM_1)}{1 + \sinh(aM_1)},\end{aligned}\tag{202}$$

with $M_1 = M_2$ only for small am .

The Wilson and clover Lagrangians already contain the interaction terms of the heavy quark lagrangian at $O(1/M)$. The temporal derivatives of the Wilson term, combined with the $D_4\gamma_4$ part of the Dirac kinetic term, project onto the upper or lower two components of the Dirac field, see e.g. [176]. The temporal term is therefore the temporal derivative of the heavy quark spinor in the HQET formalism. The spatial derivatives of the Wilson term contribute to the kinetic term of the heavy quark Lagrangian. The clover term can be split up into a color-electric and a color-magnetic contribution,

$$S_{SW} = \frac{i}{2}c_{SW}\kappa \left(\sum_{x,ijk} \bar{\psi}_x \epsilon_{ijk} \sigma_{ij} B_k \psi_x + \sum_{x,i} \bar{\psi}_x \sigma_{0i} E_i \psi_x \right),\tag{203}$$

and therefore contains the spin-colormagnetic interaction term of the HQET at $O(1/M)$. The heavy quark limit of the clover action indeed contains the kinetic and the colormagnetic terms of the HQET Lagrangian proportional to $1/M_2$ with coefficients of $O(1)$ [175]. The $\vec{D} \cdot \vec{\gamma}$ term of the naive Lagrangian also contributes to the kinetic and the spin-magnetic operators, however with a factor proportional to Λ_{QCD}/M where M is the heavy quark mass relative to the contribution from the Wilson term [175].

The residue of the pole of the free quark propagator is mass dependent:

$$Z_2 = e^{-aM_1} = (1 + am)^{-1}.\tag{204}$$

The canonically normalized field at non-vanishing quark mass is therefore given by

$$Q_x = e^{aM_1/2} q_x,\tag{205}$$

In the hopping parameter representation the canonical normalization for the massive free quark is given by

$$Q_x = \sqrt{1 - 6\kappa a}^{-3/2} \psi_x,\tag{206}$$

which approaches the usual norm for Wilson fermions Eq.(52) at vanishing quark mass. To remove the tree-level \vec{p}/M mass dependence of the heavy quark field Q , an additional application of the spatial derivative is necessary. The complete tree-level field redefinition at $O(1/M)$ is therefore

$$Q'_x = e^{aM_1/2} \left(1 + ad_1 \vec{\gamma} \cdot \vec{D} \right) q_x,\tag{207}$$

with

$$d_1 = \frac{1 + am}{am(2 + am)} - \frac{1}{2aM_2}, \quad (208)$$

i.e. for $am = 1$, $d_1 = 1/12$, while for $am \rightarrow 0$, $d_1 \rightarrow 0$.

The Hamiltonian of heavy Wilson fermions can then be written as an expansion in terms of the inverse quark mass:

$$H = \overline{Q}_x \left(M_1 - \frac{\vec{D}^2}{2M_2} - g \frac{\vec{\sigma} \cdot \vec{B}}{2M_B} + O(1/M^2) \right) Q_x. \quad (209)$$

where the pole mass M_1 just acts as an additive zero point of the heavy quark mass. The different masses parameterize the departure of the lattice action from the Foldy-Wouthuysen transformed Dirac action. As mentioned before, $M_B = M_2$ for clover fermions at tree level. In general, the coefficient of the spin-magnetic term is related to the pole mass and kinetic mass through $M_B/M_2 = 1 + \sinh aM_1$.

Ref. [145] discusses a program to improve heavy quarks with $am \simeq 1$ on-shell to $O(a)$. It is assumed that the discretization errors are of the form $f_n(am)(a\Lambda_{QCD})^n$ with $f_n(am)$ analytic functions of am . The f_0 and f_1 terms are removed in their procedure. In [177], results are given for tree-level and one-loop $O(a)$ improvement.

Anisotropic lattices with a finer lattice spacing in the time direction are also used in simulations of heavy quarks, to reduce discretization errors from the quark mass at least at tree level and to allow for more points in the time direction to be used in the fits. Different hopping parameters and clover coefficients corresponding to time- and spacelike links are needed, which leads to the necessity of tuning many parameters if one wishes to improve the actions. Programs for simulations of heavy quarks can e.g. be found in Refs. [178, 179]. Discussions of earlier work are given in Refs. [180] and [181, 182].

For reviews about heavy quark lattice formalisms see e.g. [183, 184].

7 THE b HADRON SPECTRUM

The success of NRQCD in calculations of the quarkonium spectrum (for the Υ , see e.g. [98, 169, 186] and the subsequent studies [84, 187–189]; for charmonium see e.g. [190]), motivated us to calculate the spectrum of hadrons with b and light quarks using NRQCD at $O(1/M)$ with $a \sim 0.1$ fm. First calculations of the ground state hyperfine structure, a P wave excitation and the Λ_b baryon obtained a good signal for the lattice data and agreement with the experimental spectrum [170, 191]. This was followed by a calculation at $O(1/M^2)$ at $a \sim 0.1$ fm (see Ref. [77], 2000), obtained good signals for many spectral states and resolved several mass splittings for the first time. Also preliminary results on the B_c spectrum were obtained [193]. The results were supported by a study of the B and D meson spectrum at larger and smaller lattice spacings [85]. From a further calculation

of the $N_f = 2$ and quenched B spectrum on a range of lattices using a renormalization group improved gauge action only preliminary results were obtained [192].

In this section we discuss our results on the b -light spectrum, in particular Refs. [77, 192], which also reflects the responsibilities of this author.

To demonstrate how well a lattice calculation using NRQCD describes the b -light hadron spectrum, we first show the results of [77] compared with the available experimental data in Fig. 26. At the same time, predictions for a number of ground state baryons can be made. In the next subsections we discuss the results in more detail in comparison with other lattice and with potential model calculations.

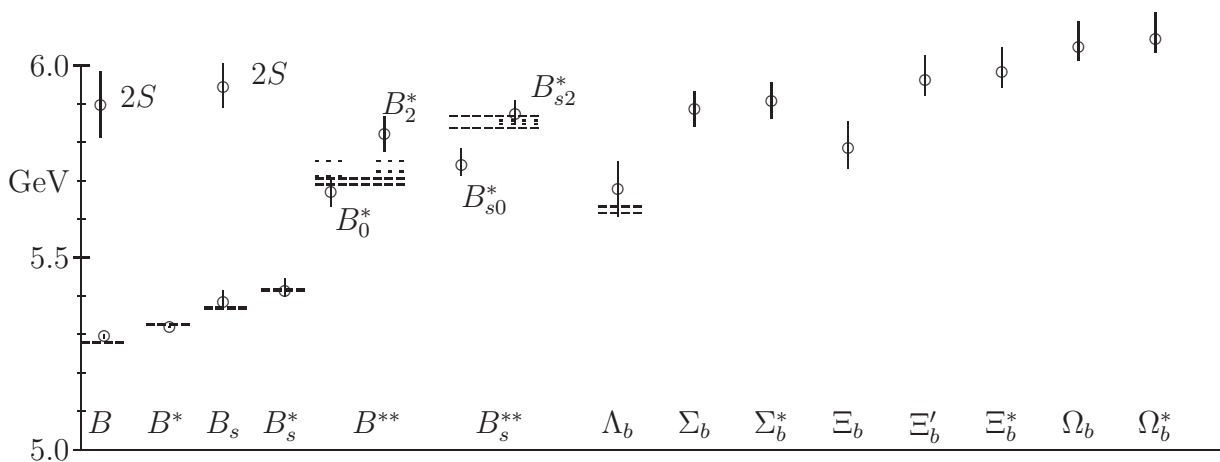


Figure 26: The B meson spectrum from quenched lattice NRQCD [77]. Long dashed lines denote the experimental error bounds from the Particle Data Book [144], dotted lines experimental error bounds from DELPHI [194]. We use the collective notation B^{**} for the P states.

In this section we discuss results on the spectrum of hadrons with b quarks from [77, 192] and compare with [85, 122].

The spin operators used to project onto different hadron states in [77, 192] are listed in Table 8. Operators from two representations of the cubic group have been used, denoted as T and E , which correspond to the continuum quantum numbers 3P_2 in the $^S L_J$ notation used for heavy-heavy mesons. The baryon operators are constructed using only the upper two components of the quark spinors coupled with Clebsch-Gordon coefficients. The operators projecting onto the maximal z component of the spin are shown in the Table, the other components are defined in an analogous way. For the nomenclature of the P wave heavy-light mesons see Eq. (210) and of the heavy-light-light baryons Eq. (211).

J^P	$(^{2S+1}L_J)$	operator
0^-	$(^1S_0)$	$\bar{u} Q$
1^-	$(^3S_1)$	$\bar{u} \vec{\sigma} Q$
1^+	$(^1P_1)$	$\bar{u} \vec{\Delta} Q$
0^+	$(^3P_0)$	$\bar{u} \vec{\sigma} \cdot \vec{\Delta} Q$
1^+	$(^3P_1)$	$\bar{u} \vec{\sigma} \vec{\Delta} Q$
2^-	$(^3P_2)(T)$	$\bar{u} (\sigma_i \Delta_j + \sigma_j \Delta_i) Q$
2^-	$(^3P_2)(E)$	$\bar{u} (\sigma_i \Delta_i - \sigma_j \Delta_j) Q$
Λ_Q	$(s_z = +1/2)$	$\bar{u}^c d Q_\uparrow$
Σ_Q	$(s_z = +1/2)$	$(\bar{u}^c \sigma_z d Q_\uparrow - \sqrt{2} \bar{u}^c \sigma_+ d Q_\downarrow) / \sqrt{3}$
Σ_Q^*	$(s_z = +3/2)$	$\bar{u}^c \sigma_+ d Q_\uparrow$
Σ_Q^*	$(s_z = +1/2)$	$(\sqrt{2} \bar{u}^c \sigma_z d Q_\uparrow + \bar{u}^c \sigma_+ d Q_\downarrow) / \sqrt{3}$

Table 8: Ground state S and P wave heavy-light meson and S wave baryon operators used in [77].

The same operators are used for the heavy-heavy-light baryons. For their nomenclature see Eq. (212).

The lattice scale has been set using m_ρ . In [77], the b quark mass is fixed using the spin-averaged $\overline{B}(1S)$, in [192], both the B and B_s masses were used for consistency. More simulation details can be found in the respective papers.

7.1 S Wave States

The splitting between the B_s and B_d mesons is expected to be dominated by the strange and light quark mass difference. The spin-averaged splitting depends in addition only on the difference of heavy quark kinetic energies in the cloud of gluons and relativistic light or strange quarks. the spin-averaged energy difference from [77] for various heavy meson masses. The mass dependence is relatively small, which is also found in experiment. The experimental $\overline{D}_s - \overline{D}$ splitting is roughly 10% higher than the experimental $\overline{B}_s - \overline{B}$ splitting.

In HQET and NRQCD, the hyperfine splitting is generated by the spin-magnetic interactions. The leading mass dependence is therefore expected to be $1/M$. In Fig. 27 on the right we show that results indeed are consistent with this expectation for strange as well as for chirally extrapolated light quark masses.

Results are shown in Table 10. We find the results to be 30 – 50% lower compared to the experimental values of 45.8(4) MeV and 47.0(2.6) MeV [144] for the B and B_s splitting respectively. An error source could e.g. be radiative corrections to the hyperfine coefficient, since the spin-magnetic coefficient in the calculations discussed here is only set to its tree-level tadpole-improved value. Results from other quenched lattice NRQCD

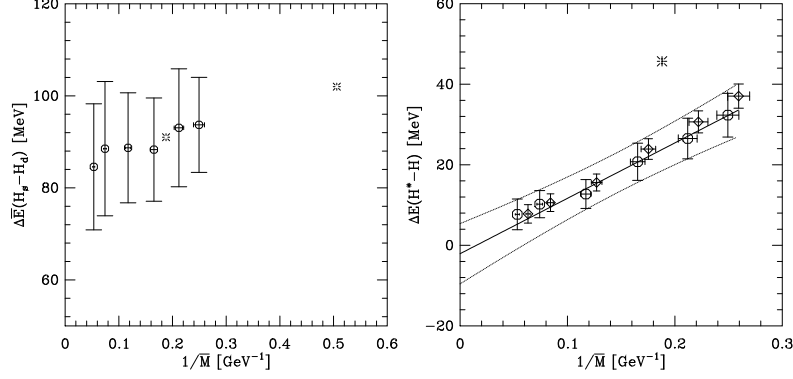


Figure 27: The $H^* - H$ hyperfine splitting from [77]. Circles denote results for mesons with a light quark ($H_{u,d}$), diamonds for mesons with a strange quark (H_s). The solid line denotes a linear fit to the ($H_{u,d}$) results with the errors denoted by dashed lines. The experimental value for the B meson is given by a burst.

calculations of the $B^* - B$ and $B_s^* - B_s$ splittings fixing the scale with m_ρ (e.g. [85, 172, 192, 195]), and $r_0 = 0.5$ fm [196] are around 25 – 35 MeV. Refs. [85] and [77], as well as [197] and [172] do not resolve a lattice spacing dependence of the hyperfine splitting. Using relativistic $O(a)$ improved heavy quarks, Ref. [86] obtains a splitting around 10 – 20 MeV with an error of 10 MeV. The quenched calculation of [235] gives $\Delta E(B_s^* - B_s) \simeq 40(10)$ MeV, but using a different quantity to set the scale, i.e. the charmonium $1P - 1S$ splitting.

In the CP-PACS preliminary result of [192] we do not find a significant unquenching effect. The unquenched result is with 33 MeV still much lower than experiment. The sea quark mass is around 3 the strange quark and the lattice is quite coarse, and perhaps the observed absence of unquenching is due to a large systematic error. An NRQCD calculation with three dynamical flavors [198] and staggered light quarks does find the $B_s^* - B_s$ splitting to increase from 25(5) to 42.5(3.7) MeV, in agreement with the experimental value. An appropriate choice of gauge action might improve quantities which could be sensitive to discretization and perturbative effects. E.g. for quarkonia, there is a $\sim 50\%$ variation of the quenched $\Upsilon - \eta_b$ splitting between simulations using only different gauge actions, as shown in Fig. 28. Using relativistic quarks on quenched anisotropic lattices, Ref. [181] finds a $^3S_1 - ^1S_0$ splitting around 50 – 60 MeV which is in agreement with the potential model result of [199] of 60 MeV and close to the NRQCD result given in [189]. There is one experimental candidate for the η_b , which is roughly 160 MeV lighter than the Υ . It is quoted to have around 20 MeV statistical and 20 MeV systematic errors [144]. For a detailed review of the theoretical and experimental information about quarkonium physics see [211].

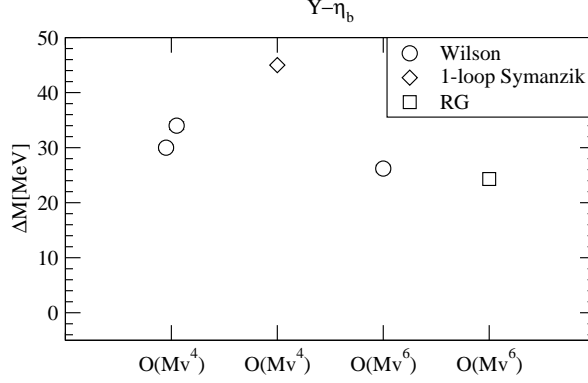


Figure 28: Quenched $\Upsilon - \eta_b$ hyperfine splitting from NRQCD at $O(Mv^4)$ and $O(Mv^6)$. From left to right, the points are from Refs. [188] at $a \simeq 0.08$ and 0.06 fm, and [84, 187, 189] (from left to right). Different symbols denote different gauge actions. The scale is set using the $\Upsilon' - \Upsilon$ splitting except for [84, 187] which prefers to set the scale using the $\bar{\chi}_b - \Upsilon$ splitting to set the scale but find the ratio $\Delta m(\Upsilon' - \Upsilon)/\Delta m(\bar{\chi}_b - \Upsilon)$ within errors in agreement with the experimental value already in the quenched approximation.

7.2 Orbitally Excited B Mesons

The spectrum of P wave B mesons is also of interest for the experimental study of CP violation in $B(\bar{B})$ experiments. Resonance structures will be noticeable in the decay $B^* \rightarrow B^0 \pi$.

The fact that in the limit $M \rightarrow \infty$ the heavy quark is a static source of a color field in which the light quark moves relativistically, motivates to treat heavy-light mesons similar to the hydrogen atom. The energy levels can be characterized by the light quark angular and radial quantum numbers. The light quark angular momentum, denoted as j_l , is then coupled with the heavy quark spin to the angular momentum of the meson, J . This can be sketched as follows:

$$\begin{aligned}
 j_l = \frac{3}{2} & \begin{cases} \nearrow & J = 2 & B_2^* \\ \searrow & J = 1 & B_1' \end{cases} \\
 j_l = \frac{1}{2} & \begin{cases} \nearrow & J = 1 & B_1 \\ \searrow & J = 0 & B_0^* \end{cases}
 \end{aligned} \tag{210}$$

Experimental knowledge of the P state level structure is still sparse. The Particle Data Group [144] lists two candidates. One is a relatively broad resonance, the $B_J^*(5732)$, which is believed to come from several narrow and broad P wave states, and the relatively narrow $B_{sJ}^*(5850)$ which can be interpreted as stemming from excited B_s states. Recent experimental results from D0 [232], who measures the B_1 mass and for the first time finds separate signals for the B_1 and the B_2^* , and from DELPHI [194] are given in Table 9. Heavy-light mesons can be characterized by the quantum numbers J^P . The lattice operators corresponding to the 1P_1 and 3P_1 states in the LS coupling scheme both onto the $J^P = 1^+$ states, the B_1 and the B_1' . Since in the correlators $^3P_1 \leftrightarrow ^1P_1$ errors

Ref.	state	M or ΔE [MeV]
DELPHI [194]	B_1	5732(20)
	B_2^*	5738(14)
	B_{s2}^*	5852(5)
D0 [232]	B_1	5724(4)(7)
	$B_2^* - B_1$	23.6(7.7)(3.9)
Particle Data Book [144]	$B_J^*(5732)$	5698(8)
	$B_{sJ}^*(5850)$	5853(15)

Table 9: Experimental measurements for P wave B meson masses.

are very large, we cannot disentangle the splitting between the 1P states. If one assumes that the energy difference of the 1P states is very small (potential model calculations give e.g. ~ 40 MeV [185]), we can get a reasonable estimate of the spin-averaged $J = 1$ energy [233] with the present lattice data. Since the spin-average of the measured 3P energies is close to the energies in the 1P_1 channel, the 1P_1 might be used as an estimate for the spin-average of the P states.

Ref.	NRQCD	$\overline{B}_s - \overline{B}_d$	$B^* - B$	$\overline{P} - \overline{S}$	$B_2^* - B$	$B_2^* - B_0^*$
$N_f = 0$						
light						
[77]	$1/M^2$	90(9)($^{21}_{03}$)	24(5)(2_3)	457(31)($^{24}_{35}$)	526(45)($^{27}_{35}$)	155(32)($^{09}_{13}$)
[85]	$1/M^2$	84.1(20)($^{214}_9$)	29.5(15)($^{47}_{17}$)			
[85]	$1/M^2$	109(26)($^{11}_5$)				
[192]	$1/M$		32(3)		426(17)	
strange						
[77]	$1/M^2$		27(3)(2_3)	428(27)($^{27}_{41}$)	493(30)($^{25}_{33}$)	136(23)($^{10}_{14}$)
[85]	$1/M^2$		28.3(10)($^{34}_{16}$)	385(70)($^{19}_4$)		41(94)($^{18}_{11}$)
[85]	$1/M^2$		27.3(20)($^{28}_{23}$)	395(45)($^{17}_{15}$)		179(65)(7_7)
$N_f = 2$						
light						
[122]	$1/M$	103(8)($^0_{12}$)				
[192]	$1/M$		33(2)		461(14)	

Table 10: Summary of our most recent results on the b -light and the b -strange meson spectrum. The errors are taken over from the papers, adding the systematic errors in quadrature where applicable.

The spin-averaged $P - S$ splittings from our calculations are given in Table 10. Refs. [191] and [122] give results for $^1P_1 - S$ splittings which are larger than 500 MeV.

The former use a very small set of configurations. The latter might have increased finite volume effects because they are unquenched. Our lattice simulations (see Table 10) are in general in agreement with the preliminary experimental results, although statistical and systematical uncertainties are both large. We attempt to give an estimate of discretization and perturbative errors in Section 7.6.

An important result of [77] is to resolve the $B_2^* - B_0^*$ energy splitting on the lattice for the first time. In the scaling study of [77, 85] (see Table 10), there are indications of discretization errors in the P states.

A source of systematic error in our calculation [77] are finite volume effects, although the lattices are quenched, since the lattice extent is only around 1.6 fm. Ref. [234] finds that the Bethe-Salpeter wave function of a static-light P wave meson decay to around 1/4 of its nodal peak at a distance of $1.6r_0$, which might affect the energy levels. CP-PACS [192] find a lower quenched result for the B_2^* mass. An advantage of their calculation is that the volume is larger, on the other hand the discretization effects are expected to be larger too, and the NRQCD action is only $1/M$ improved.

A comparison of results from the lattice, model calculations and experiment for $P - S$ splittings of the B_s meson is given in Fig. 29

There are only few dynamical simulations so far. In unquenched calculations, the $j_l = 1/2$ lattice states can decay into or mix with S wave $B\pi$ or $B^*\pi$ systems if the mass of the P wave states is above or near the threshold. This would result in a shift of the meson mass. Decays of the other two P states occur at higher angular momentum and are therefore suppressed.

Among potential model calculations (e.g. [185, 236, 237, 242]) the sign of the $B_2^* - B_0^*$ mass difference is disputed, see Table 13 and Fig. 30. Some lattice calculations [197, 228] and [85] at $a \sim 0.2$ fm find a small positive splitting which is within errors compatible with small negative splittings. In Ref. [228] the spin-chromomagnetic interaction term of the NRQCD action is not taken into account in the calculation. From potential models one would expect the P wave hyperfine splitting to be close to $\sim 10 - 20$ MeV [185]. Potential model calculations would predict [185, 239] that including the hyperfine splitting rather increases the $B_2^* - B_0^*$ mass difference instead of decreasing it. In Refs. [77, 229], and on the finer lattice of [85], a positive splitting with 2σ significance or more is found. Refs. [77, 85, 229] are in close agreement with each other, The static value of Ref. [229] is in agreement with the $M \rightarrow \infty$ extrapolation of [77]. The present lattice average of the $B_2^* - B_0^*$ splitting is positive. The chiral extrapolation of the splittings has still large errors, but since the potential model predictions for the $(j_l = 3/2) - (j_l = 1/2)$ splitting depend on the ratio of heavy quark masses, an inverted level ordering would already have been predicted in the static-strange system.

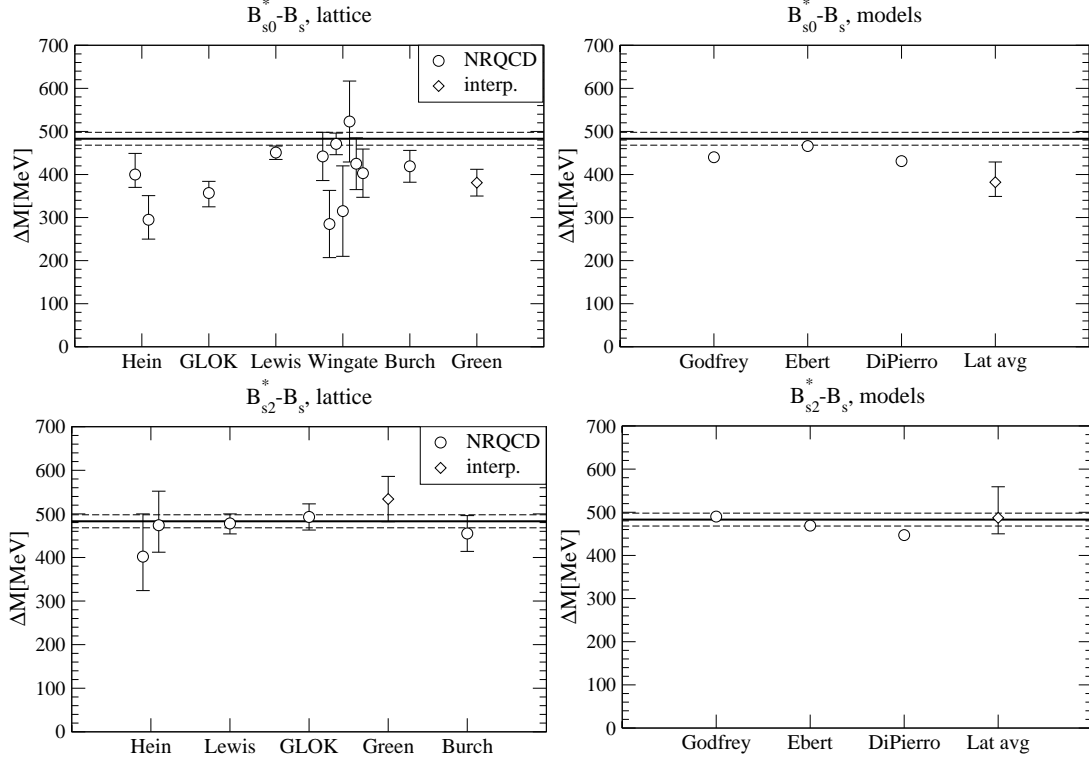


Figure 29: Comparison of splittings between P wave and the ground state of B_s mesons from Refs. [77, 85, 196, 197, 228, 229] (lattice) and Refs. [185, 236, 242] (models). The lines denote the experimental value of the narrow $B_{sJ}^*(5850)$ resonance believed to come from orbitally excited B_s mesons [144].

7.3 b Baryons

According to potential models, baryons with one b and two light quarks can be described as a light diquark of spin zero or spin one which then couples to the heavy quark [240]. The resulting states are:

$$\begin{aligned}
 j_l = 0 & \rightarrow J = \frac{1}{2} \quad \Lambda_b \\
 j_l = 1 & \begin{cases} J = \frac{3}{2} \quad \Sigma_b^*, \Xi_b^*, \Omega_b^* \\ J = \frac{1}{2} \quad \Sigma_b, \Xi_b, \Omega_b \end{cases}
 \end{aligned} \tag{211}$$

where the quark content is (llb) , (lsb) , (ssb) , from left to right.

The spin-averaged splitting $\Lambda_b - \overline{B}$ is plotted in Fig. 31. Since in the quark model the light quarks in the Λ_b are in a ground state with total spin zero, the expectation is that the splitting is dominated by the constituent mass of the additional light quark. The small slope of the splitting suggests that the heavy quark kinetic energy in the baryon

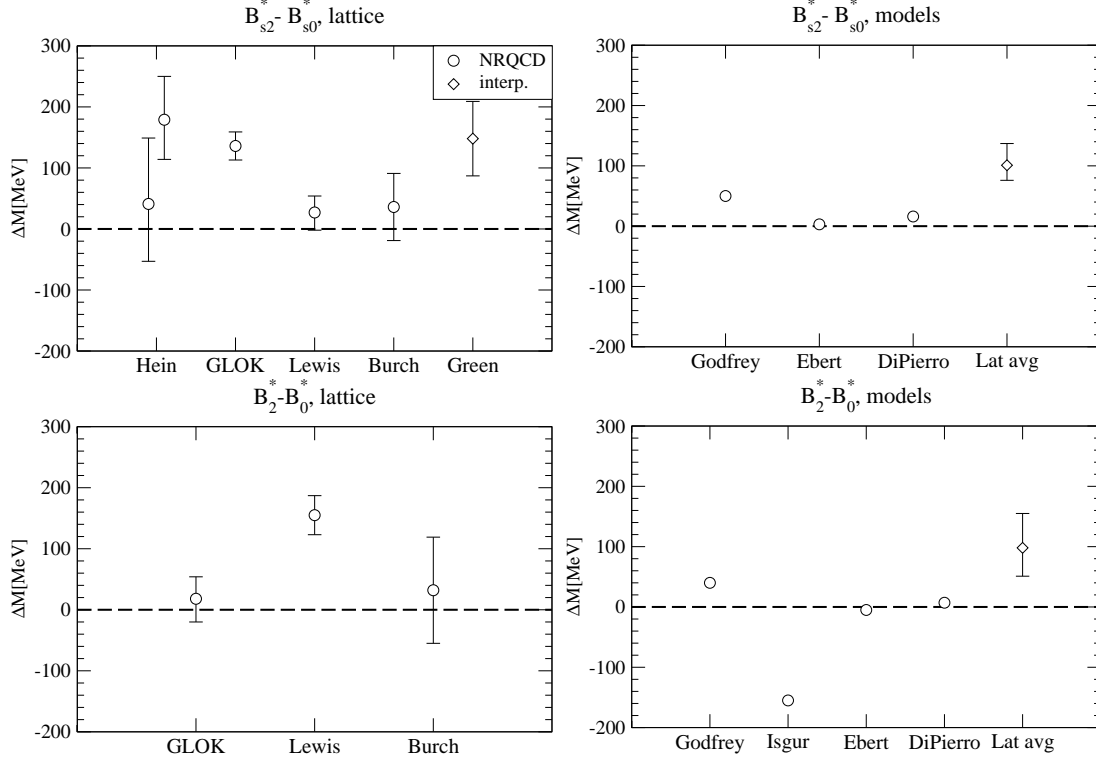


Figure 30: Comparison of P wave fine splittings of B_s and B mesons from Refs. [77, 85, 197, 228, 229] (lattice) and Refs. [185, 236, 237, 242] (models). The dashed line is to guide the eye.

is close to that in the meson, for experiment as well as for the lattice data. In 34, we compare quenched and $N_f = 2$ lattice results and results of model calculations on the $\Lambda_b - \bar{B}$ splitting. On quenched lattices, the result is $\sim 2\sigma$ higher than the experimental value. Preliminary results with two flavors of dynamical quarks around the strange quark mass [122, 192] are even higher. On coarse lattices, we find an increase by $\sim 15\%$ if N_f is changed from zero to two dynamical quarks of around 3 the strange quark mass [192]. Chiral extrapolation uncertainty could be a possible source of error. Ref. [241] estimates the mass splittings of unquenched heavy baryons as a function of the light quark mass using χPT and predicts deviations from linear behavior.

The splitting between the spin-averaged $j_l = 1$ and the $j_l = 0$ state is also expected to be heavy quark mass independent. This is indeed found in the lattice data shown in Fig. 32. The light quark mass dependence of this splitting is very small.

The expectation from HQET is that the Σ_Q hyperfine splitting (for baryons containing one heavy quark Q) is generated by the spin-chromomagnetic interaction (see Eq. (125)).

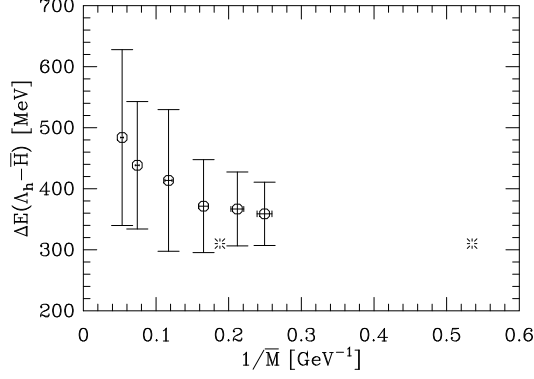


Figure 31: The $\Lambda_Q - \bar{H}$ splitting from quenched lattice NRQCD [77]. The experimental values for the $\Lambda_b - \bar{B}$ and $\Lambda_c - \bar{D}$ splittings are denoted by bursts.

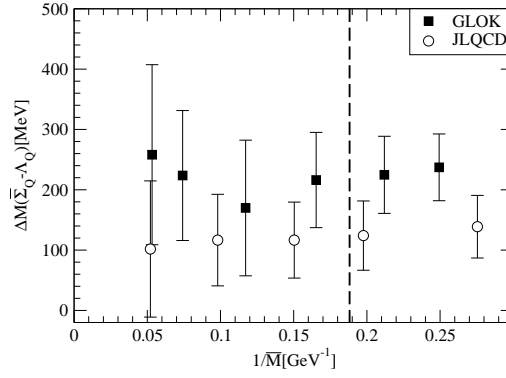


Figure 32: Mass dependence of the $\bar{\Sigma}_Q - \Lambda_Q$ splitting using quenched lattice NRQCD from [77] and [230]. The spin-averaged meson mass is denoted by \bar{M} .

It should therefore in first approximation be linear in the inverse heavy quark or meson mass, up to logarithmic corrections. The data is compatible with this within errors, as shown in Fig. 33. On larger lattices and with $O(a)$ -improved light quarks, Ref. [230] finds a similar behavior. Their results for the b meson and baryon splittings are in general agreement with ours [77]. Some trends in the data are slightly different. For example, their ratio $(B_s^* - B_s)/(\Omega_b - \Omega_b)$ is closer to 3.5 instead of our value of ~ 1.5 , and their $\bar{\Sigma}_b - \Lambda_b$ splitting is smaller; however errors are still large.

Assuming that the $\Sigma_b^* - \Sigma_b$ splitting is proportional to $1/M$ up to logarithmic corrections, one can rescale the experimental value of $\Delta M(\Sigma_c^* - \Sigma_c) \simeq 67$ MeV by the ratio of b and c quark masses and finds $\Delta M(\Sigma_b^* - \Sigma_b) \sim 20$ MeV, a value compatible with the lattice results.

Own results for the baryon-meson splittings are summarized in Table 11. They are now compared with the results from other lattice calculations and results using a constituent quark model [143], a Skyrme model [238] where the baryon is described as a bound state

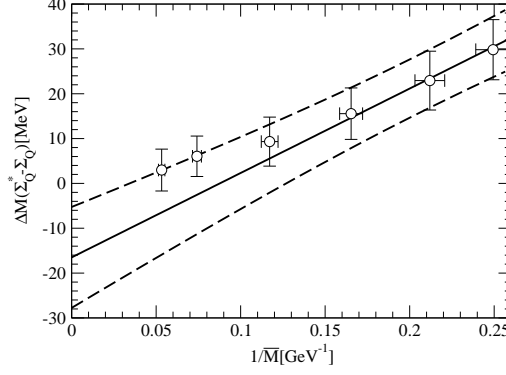


Figure 33: The $\Sigma_Q^* - \Sigma_Q$ splitting from quenched lattice NRQCD [77]. The solid line denotes a fit to the three lightest meson masses. Dashed lines show the fitting errors.

between a soliton and a heavy quark, and a quark model with a relativistic description of the light quarks [240]. Ref. [238] predicts a relation between the heavy-light and light baryon splittings, $\Delta M(\bar{\Sigma}_Q - \Lambda_Q) / \Delta M(\Delta - N) = 2/3$, for $Q = c, b$. For $Q = c$, the equality is experimentally well satisfied. The lattice results for the ratio with $Q = b$ still have large errors and vary between 0.5 and 1.

In Fig. 35 we summarize lattice results for the spin-averaged $\bar{\Sigma}_b - \Lambda_b$ splitting. Where results from one collaboration at several lattices are plotted, the leftmost point is from the coarsest lattice.

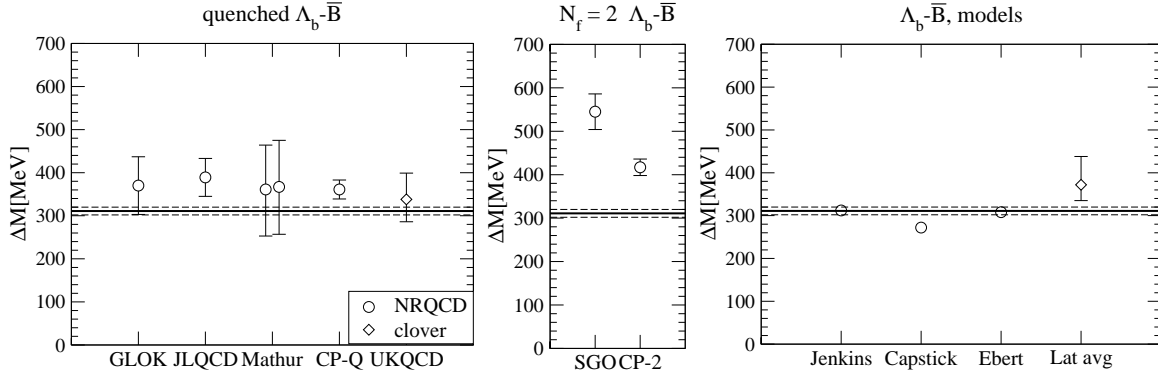


Figure 34: $\Lambda_b - \bar{B}$ splitting from quenched (left) and $N_f = 2$ (middle) lattices (Refs. [77, 122, 192, 195, 227, 230]). The lattice average shown on the right is quenched. CP-Q and CP-2 denote quenched and unquenched results from [192], respectively. Model results are from Refs. [143, 238].

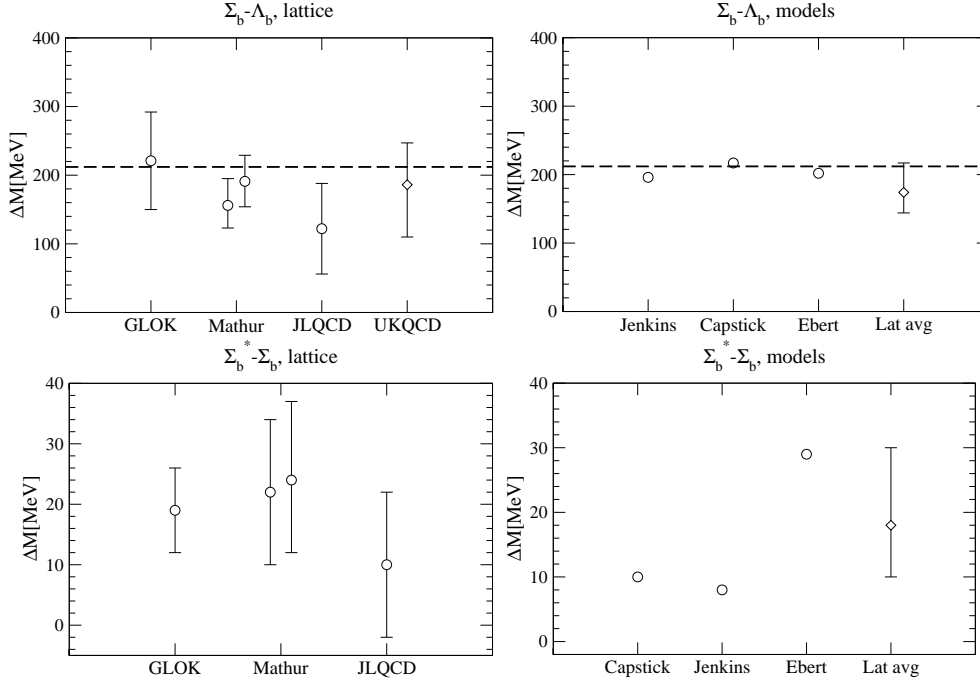


Figure 35: Above: $\bar{\Sigma}_b - \Lambda_b$ splitting from the lattice (left) and model calculations (right). The dashed line shows the experimental value for the $\bar{\Sigma}_c - \Lambda_c$ splitting. Below: $\Sigma_b^* - \Sigma_b$ splitting. Lattice data from Refs. [77, 195, 227, 230], model results from Refs. [143, 238].

7.4 bb Baryons

It is expected that the level structure of baryons containing two b and one light quark can be understood as arising from a b diquark color antitriplet with size much smaller than Λ_{QCD} which interacts with the light quark in a similar way as the heavy antiquark in a heavy-light meson.

$$\begin{aligned}
 j_l = 0 & \rightarrow J = \frac{1}{2} \quad \Xi_{bb'}^{*0}, \Xi_{bb'}^{*-}, \Omega_{bb'}^{*-}, \\
 j_l = 1 & \begin{cases} J = \frac{3}{2} & \Xi_{bb}^{*0}, \Xi_{bb}^{*-}, \Omega_{bb}^{*-}, \\ J = \frac{1}{2} & \Xi_{bb}^0, \Xi_{bb}^-, \Omega_{bb}^- \end{cases}
 \end{aligned} \tag{212}$$

For two identical heavy quarks the $j_l = 0$ state does not occur because of the Pauli exclusion principle. The three states for each J value with $j_l = 1$ correspond to the quark content (bbu) , (bbd) and (bbs) respectively. The mass difference between the $J = 1/2$ and $J = 3/2$ states is a hyperfine splitting depending on the heavy and light quark spin orientation. Its leading behavior is expected to be linear in the inverse heavy quark or meson mass up to logarithmic corrections, which is also found in the lattice data shown in Fig. 36.

The results are:

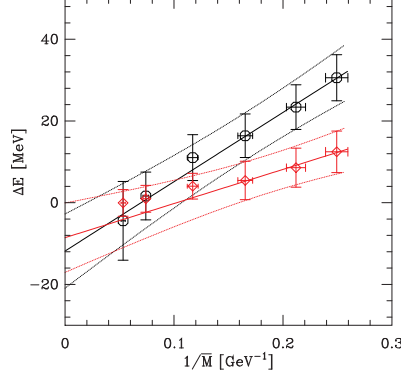


Figure 36: $\Xi_{QQ}^* - \Xi_{QQ}$ (circles) and $\Xi_{QQ} - \Xi'_{QQ}$ (diamonds) splitting from quenched lattice NRQCD [77]. The solid lines denote linear fits,

$$\begin{aligned}
\Xi_{bb}^* - \Xi_{bb} &: 20(6)_{-3}^{+2} \text{ MeV} \\
\Omega_{bb}^* - \Omega_{bb} &: 20(4)_{-3}^{+2} \text{ MeV} \\
\Xi_{bb} &: 10314(46)_{+11}^{-10} \text{ MeV} \\
\Omega_{bb} &: 10365(40)_{+12}^{-11} \text{ MeV}
\end{aligned}$$

The lattice calculation of Ref. [195] quotes very similar values for the hyperfine splittings of doubly heavy baryons, namely $22(6)_{-3}^{+4}$ MeV and $20(6)_{-4}^{+3}$ MeV with spatial lattice spacings of $a = 1.1\text{GeV}^{-1}$ and $a = 0.9\text{GeV}^{-1}$ for $\Delta m(\Xi_{bb}^* - \Xi_{bb})$. For $\Delta m(\Omega_{bb}^* - \Omega_{bb})$ they find $20(4)_{-3}^{+3}$ MeV and $19(4)_{-3}^{+3}$ MeV respectively.

The result for the Ω_{bb} mass is in agreement with the potential model calculation of [274]. The hyperfine splittings are slightly smaller than the potential model results of ~ 35 MeV which might be due to a quenching effect in the lattice results. The potential model predicts the Ξ_{bb} mass to be around 100 MeV (2σ) lower than the lattice result.

Ref. [275] finds a value for the $\Xi_{bb}^* - \Xi_{bb}$ of $34(4)$ MeV within the framework of potential NRQCD, in agreement with the potential model [274]. The most plausible explanation for the difference is again that the lattice result for the splitting is slightly underestimated in the quenched approximation.

7.5 The B_c Spectrum

If the mass of the u quark in the B^+ meson is increased towards the charm quark mass one obtains the B_c^+ meson. In Fig. 37 we summarize results on the B_c spectrum with clover charm and NRQCD b quarks [193]. The lattice scale is set using the charmonium $\overline{P} - \overline{S}$ splitting from clover quarks [246]. The B_c mass can be calculated using the non-relativistic interpretation for the clover charm as well as for the NRQCD b quarks and relation (180),

$$M_{B_c} = E_{\text{sim}} + \frac{1}{2}\Delta_{NRQCD,HH} + \frac{1}{2}\Delta_{\text{clover},HH}, \quad (213)$$

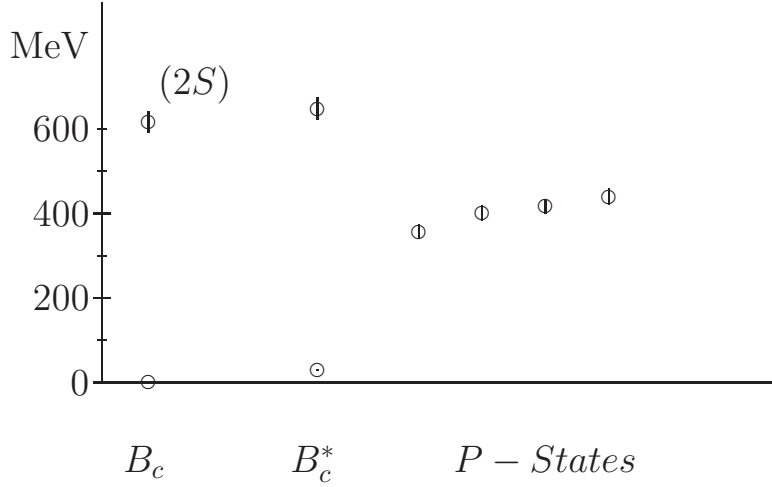


Figure 37: B_c level splittings [193]. The error bars are purely statistical.

with the result 6.3(1) GeV, in agreement with the experimental value of 6.4(4)(1) GeV.

The quenched calculation of [248]) uses the same lattice actions as our calculation, however at a finer lattice with $a \simeq 0.06$ fm if the $\chi_b - \Upsilon$ splitting is used to set the scale. The bare quark mass of their heavier quark is fixed to the b while the charm quark mass is reached using an interpolation. They find a B_c ground state mass of 6.386(9)(99) GeV, where the first error is statistical and the second is an estimate of uncertainties due to quenching and estimation of M_{η_b} , added in quadrature. Determining the charmed κ value by fixing the ratio $m_{D_s}/(\Delta m(\Upsilon' - \Upsilon))$ to the physical and interpolating the ground state energy to the charmed κ value, we obtain an estimate of the energy splittings to the ground state from their calculation. Their $P - S$ mass splittings are in general larger than the lattice ones by ~ 100 MeV (or 20 – 25%). In particular, they find $\Delta m(B_{c0}^* - B_c) \sim 500$ MeV compared to our value of ~ 360 MeV. The difference can to a large extent be explained by the fact that in the quenched approximation the lattice spacings from the Υ are larger than the ones from charmonium. At $\beta = 6.0$, the difference between the value used in our calculation and the $\chi_b - \Upsilon$ splitting is $\sim 20\%$. The $B_{c2}^* - B_{c0}^*$ splitting is found to be around 80 MeV in both calculations. An earlier calculation of [247] uses NRQCD for b and c quarks on a coarser lattice. The bare b and c quark masses are fixed using $\bar{b}b$ and $\bar{c}c$ quarkonium splittings respectively, using in each determination the different values for the lattice scale from mass splittings of the respective quarkonium. They fix the lattice spacing by assuming that the experimental value for the $B_c \bar{P} - \bar{S}$ splitting agrees with the one for the Υ and obtain a value similar to the lattice spacing from the $\Upsilon' - \Upsilon$ splitting. Their results for the $P - S$ mass splittings are between ours and the results from [248], while their P state splittings tend to be smaller, e.g. $\Delta m(B_{c2}^* - B_{c0}^*) \sim 50 \text{ MeV}$. A recent simulation using three $N_f = 2 + 1$ lattices ranging from $0.1 \leq a \leq 0.2$ fm with NRQCD b and Fermilab c valence quarks finds a B_c mass in agreement with the previous

results: $m_{B_c} = 6.304(12)_{(0)}^{(18)}$ GeV, where the first error is a quadratic sum of statistical and systematical errors, and the second is an estimate of the heavy quark discretization uncertainty. The results for the ground state masses are therefore not very sensitive to quenching effects and support the idea that heavy quark energies are physically relevant. Once the quark mass has been fixed, e.g. by matching the dispersion relation of one meson to the physical value, the mass of another meson containing the same heavy quark can be predicted reasonably well.

Ref.	$\Lambda_b - \overline{B}$	$\overline{\Sigma}_b - \Lambda_b$	
$\Sigma_b^* - \Sigma_b$			
SGO [191]	410(10)		
GLOK [77]	370(67) $_{(20)}^{(14)}$	221(71) $_{(16)}^{(12)}$	19(7) $_{(3)}^{(2)}$
CP-PACS [77]	361(22)		
$N_f = 2$			
SGO [122]	545(40)(22)		
CP-PACS [77]	417(19)		
ubs			
Ref.	$\Xi_b - \overline{B}_s$	$\overline{\Xi}'_b - \Xi_b$	$\Xi_b^* - \Xi'_b$
GLOK [77]	392(50) $_{(15)}^{(9)}$ $_{(0)}^{(15)}$	186(51) $_{(-17)}^{(+13)}$ $_{(-10)}^{(+0)}$	19(5) $_{(3)}^{(2)}$
bss			
Ref.	$\Omega_b - \overline{B}_s$	$\Omega_b^* - \Omega_b$	
[77]	392(50) $_{(-15)}^{(+9)}$ $_{(-0)}^{(+15)}$	18(4) $_{(3)}^{(2)}$	

Table 11: b baryon masses and mass splittings. The first error is statistical. Where applicable, the second error comes from the variation of a^{-1} between 1.8 and 2 GeV, and the third from fixing the strange quark mass using the K^* or Φ instead of K .

7.6 Comparison to other work

In this Section we describe technical details of lattice calculations of other groups which occurred in the comparisons in the previous sections, and describe how the lattice averages presented in the previous sections were determined.

Results on P wave states and baryons from other authors are summarized in the Tables 12, 13 and 14. Masses averaged over spin-orientations (spin-averaged) are denoted by an overbar. The first error on the individual lattice results includes statistical errors and uncertainties fixing the masses to the physical values, the second, where applicable, is a chiral extrapolation uncertainty. Comparison plots of the results, showing the statistical errors only, were already shown in Sec. 7.

For comparison to experiment and to model calculations one would like to have an estimate for the ‘lattice average’. In [243] it is attempted to calculate the error using a

similar method as for the averages of experimental data [144]. The assumption is that sets of lattice calculations using similar methods have the same systematic error, or that the systematic error of sets of lattice results can be divided into a common part and a rest which is treated as independent. The common part is taken to be of the order of the error of the calculation with the smallest uncertainty. The error on the average is rescaled by $r = \sqrt{\chi^2/(N-1)}$ if $r > 1$, where N is the number of results.

Among the states we could resolve, we found in the previous subsection that the spectrum changes only little if the NRQCD action is changed from $1/M$ to $1/M^2$. There have been calculations of the effect of higher NRQCD corrections on ground state B mesons. Ref. [197] quotes a 6% increase of the $B^* - B$ splitting when the action is changed from $1/M$ to $1/M^2$, and, depending on the exact discretization of the NRQCD action, a 0–4% decrease when the action is changed from $1/M^2$ to $1/M^3$. For the $B_0^* - B$ splitting, Ref. [197] finds no change between $1/M$ and $1/M^2$ and a 0–6% increase from $1/M^2$ to $1/M^3$.

Most of the calculations use NRQCD, except for [227] which uses heavy clover quarks and [229] which simulates B_s mesons in the static approximation and interpolates between the static and experimental D_s mesons. Discretization errors with non-perturbatively $O(a)$ improved clover light quarks (finer lattice of [85] and [230]) are $O(a^2\Lambda_{QCD}^2)$, whereas the tadpole-improved light clover action has $O(a^2\Lambda_{QCD}^2)$ and $O(\alpha_s a\Lambda_{QCD})$ errors (coarser lattice of [85] and [77, 192]). Refs. [195, 197] use $O(a^2)$ tree-level tadpole-improved clover light actions respectively. Ref. [196] uses staggered light quarks.

The NRQCD action has errors $O(\alpha_s\Lambda_{QCD}/M)$ from corrections to the spin-magnetic coefficient. Errors on spin splittings are treated as being dominated by an error on the spin-magnetic coefficient of $O(\alpha_s) \sim 20 - 30\%$.

One should note that this way of estimating the systematic error is rather schematic. Using this method one would expect that the discretization errors of the light hadron spectrum with staggered quarks ($O(a^2)$) agree with those of tadpole-improved Wilson quarks $O(a^2)$ and $O(\alpha_s a)$ at the same lattice spacing. In calculations of the light spectrum, discretization errors of staggered quarks do not appear so small. However this is the usual method to estimate the systematic error in lattice calculations of weak matrix elements using a non-relativistic effective theory.

The scale is determined using m_ρ except in Ref. [192] which sets the scale with $\sqrt{\sigma} = 427$ MeV. Refs. [229] and [228] use r_0 with physical values of 0.525 and 0.5 fm respectively, and [196] uses $r_0 = 0.5$ fm and quarkonia at and around the charm [231]. All other calculations from the set discussed here use m_ρ .

The variation due to the 10% ambiguity between using a from m_ρ and a from $r_0 = 0.5$ fm in the quenched case, and asymmetric chiral extrapolations where applicable, are included in the second error on the averages. The $\chi_b - \Upsilon$ mass difference is not included in the estimate of the scale variation since it gives values for spin-independent mass splittings which are much higher than experiment. For example, Ref. [122] quotes an increase of the $B_s - B$ and the $\Lambda_b - B$ splittings from 98 and 560 MeV by $\sim 20\%$ if the scale is set

with the $\chi_b - \Upsilon$ splitting instead with m_ρ . The experimental values are 90 and 345 MeV respectively [144].

For the error estimates we use nominal values of $\Lambda_{QCD} = 400$ MeV, $M = 5$ GeV and $\alpha_s = \alpha_V(1/a)$, where $\alpha_V(q^*)$ is defined in the potential scheme [96,100] at the scale q^* in Eq. (78). Since the lattice results have rather varying central values we do not calculate the error in percent of the individual lattice splittings but of the experimental splittings or nominal estimates thereof. We use guessed values where no experimental value is available: 400 MeV for $B_0^* - B$ and $B_{s0}^* - B_s$, 500 MeV for $B_2^* - B$ and $B_{s2}^* - B_s$ and 100 MeV for $B_2^* - B_0^*$.

The lattice results for $B_0^* - B$ splittings are summarized in Table 12, for $B_2^* - B$ splittings in Table 12 and for $B_2^* - B_0^*$ splittings in Table 13.

In Table 14 we summarize results for the spin-independent splittings $\Lambda_b - \overline{B}$ and $\overline{\Sigma}_b - \Lambda_b$ with $M(\overline{\Sigma}_b) = [2M(\Sigma_b) + 4M(\Sigma_b^*)]/6$ and $M(\overline{B}) = [3M(B^*) + M(B)]/4$, and the $\Sigma_b^* - \Sigma_b$ hyperfine splitting.

8 f_B WITH NON-RELATIVISTIC HEAVY QUARKS

Since B meson decay constants are experimentally undetermined, it is important to calculate them on the lattice. Their lattice calculation also serves as the calibration of the lattice methods for the calculation of more complicated matrix elements.

To implement the heavy quark directly at the b quark mass on the lattice, we used NRQCD. The first result was an unquenched ($N_f = 2$) study of the tree-level contributions to the pseudoscalar and vector decay constants at $O(1/M)$ [210] (1997). Then (1997) we published a quenched calculation at a lattice spacing $a \sim 0.1$ fm including most of the renormalization factors at $O(\alpha_s/M)$ [76], accompanied by a calculation using two flavors which was published in 1999 [122]. To estimate the effect of the truncation of the $1/M$ expansion, and including a very broad range of states in the spectrum, we performed a quenched calculation which included $1/M^2$ terms at tree-level [99] (1998). Renormalization constants correct to $O(\alpha_s/M)$ were included. Since our previous unquenched lattice calculation [122] used only one lattice spacing, a small physical volume and a different sea and valence quark action, the major remaining systematic uncertainty appeared to be quenching. We then performed a calculation comparing two and zero flavors, with equal sea and valence quark actions, at a range of lattice spacings. NRQCD and Fermilab heavy quarks were simulated in parallel to minimize remaining systematic uncertainties from the heavy quark action (see Refs. [135,168] of 2001).

In this section, we discuss the calculations of Refs. [76,99,135,168], including systematic effects, and compare to other lattice results and results using different methods. A typical analysis procedure is discussed in the context of the unquenched simulations [135,168].

8.1 Quenched calculations at an intermediate lattice spacing

8.1.1 NRQCD at $O(1/M)$

Matching of the current matrix element was performed at one loop perturbation theory, using the strong coupling constant α_s in the potential scheme [96]. It is plausible that the matching scale q^* is in the region of the lattice cut-off $1/a \leq q^* \leq \pi/a$. A value of $aq^* = 2.18$ for the matching of static-light axial currents has been calculated by Ref. [212], while the newer calculation of Ref. [213], which retains parts of the momentum integral which were set to zero in the calculation of finds $aq^* = 1.43$. Renormalization constants for Refs. [76] and [99] were calculated for $q^* = 1/a$ and $q^* = \pi/a$.

Numerical results presented here are from the calculation with tadpole-improved clover light quarks (Run B) of [76]. Since the mass renormalization constant C_m was not included in the renormalization of the matrix element $J^{(1)}$ in [76], we list $f\sqrt{M}$ as a function of the heavy quark masses in Table 15 including the renormalization. Along with this we summarize the bare heavy quark masses in lattice units, the mass shift Δ_{HL} and the strange meson masses in lattice and physical units. m_ρ was used to set the scale. The values for the shifts are calculated from the quarkonia shifts Δ_{HH} with a $1/M^2$ NRQCD action. Values for $aM_0 = 1.71, 2.0$ are taken from [169] and were newly calculated for $aM_0 = 4.0$. For $aM_0 = 8.0$, perturbation theory was used. To determine the errors on the meson masses in Table 15, the individual errors were added in quadrature.

$aM_0 = 2.0$ can be used as a reasonable estimate of the bare b quark mass. A linear fit of the meson mass to the form $\frac{M_{PS}}{M_0} = A + \frac{B}{M_0}$ for the three smaller mass values of Table 15, using $m_{B_s} = 5.37$ GeV as physical input, gives $aM_0^b = 2.12$.

Using the matrix elements at $aM_0 = 2.0$ and including the mass renormalization constant from [167] which was not used in the matching calculation for [76], we find for the decay constants:

$$\begin{aligned} q^* = 1/a : \quad f_B &= 182(28)(27)(16) \text{ MeV}, \\ &f_{B_s} = 207(8)(30)(17) \text{ MeV}, \\ q^* = \pi/a : \quad f_B &= 190(30)(29)(16) \text{ MeV}, \\ &f_{B_s} = 216(8)(32)(17) \text{ MeV}, \end{aligned} \tag{214}$$

where q^* denotes the scale of α_s used in the matching calculation. We quote the same error bars as the $aM_0 = 2.0$ result of Ref. [76]. The first error denotes the statistical and fitting error, the second the uncertainty in the determination of a and the third, the error due to perturbation theory and higher orders in the $1/M$ expansion.

8.1.2 NRQCD at $O(1/M^2)$

For the results from [99], the current operators were included up to $O(1/M^2)$ while the matching renormalization was calculated only to $O(\alpha_s/M)$. The decay constants are

found to be:

$$\begin{aligned} f_B &= 147(11)(^{+8}_{-12})(9)(6) \text{ MeV}, \\ f_{B_s} &= 175(8)(^{+7}_{-10})(11)(7)(^{+7}_{-0}) \text{ MeV}. \end{aligned} \quad (215)$$

The first error is statistical, the second reflects the variation if the lattice spacing is changed between $a^{-1} = 1.8$ and 2.0 GeV. The third error gives the estimate of higher order perturbative corrections (estimated from the variation of the one-loop result using $q^* = 1/a$ and π/a), and uncanceled $1/M^2$ corrections (estimated as $\alpha_s/(aM_0)^2$), and the fourth error bar is an estimate of the $O(a^2\Lambda_{QCD}^2) = 4\%$ discretization errors.

8.2 Investigation of Unquenching and Scaling

8.2.1 Technical details

First we discuss a calculation of f_B and f_{B_s} using NRQCD at $O(1/M)$ at various lattice spacings, with quenched and dynamical ($N_f = 2$) renormalization group-improved [53] gauge fields at high statistics. The current and mass renormalization constants were calculated by Ishikawa *et al.* [245]. B decay constants have been calculated with dynamical configurations at two β values corresponding to lattice spacings of respectively $a^{-1} = 1.3$ and 1.8 GeV in the chiral limit of the sea quark mass and at four values of the sea quark mass each to study an extrapolation to physical u, d sea quark masses. In parallel, quenched configurations at 4 β values are studied at a comparable range of lattice spacings. using five values of heavy and five values of light valence quark masses for reliable interpolations and extrapolations to the physical quark masses. Correlations functions are smeared at the source. The contributions to the bare decay constants are related to the matrix elements of the local lattice operators $A_4^{(i)}$ which contribute to the time component of the axial vector current by

$$a^{3/2}f^{(i)}\sqrt{M} = \frac{1}{\sqrt{M}}\langle 0|A_4^{(i)}(0)|B(\vec{p}=0)\rangle, \quad (216)$$

where M is the B meson mass. Assuming a relativistic normalization of the meson states $|B(p)\rangle$, one can define a local amplitude by

$$Z_L^{(i)} \equiv \frac{1}{\sqrt{2M}}\langle 0|A_4^{(i)}(0)|B(\vec{p}=0)\rangle \Rightarrow a^{3/2}f^{(i)}\sqrt{M} = \sqrt{2}Z_L^{(i)}. \quad (217)$$

The normalization of the pseudoscalar operator used in the simulation for the B meson, which is in general smeared and denoted as P , is taken into account by measuring the pseudoscalar density

$$Z_S \equiv \frac{1}{\sqrt{2M}}\langle 0|P(0)|B(\vec{p}=0)\rangle. \quad (218)$$

The following correlation function of the current $A_4^{(i)}$ is calculated on the lattice:

$$\langle 0|A_4^{(i)}(t, \vec{p})|P(\vec{p}=0)\rangle = Z_L^{(i)}Z_S e^{-E_{sim}t}, \quad (219)$$

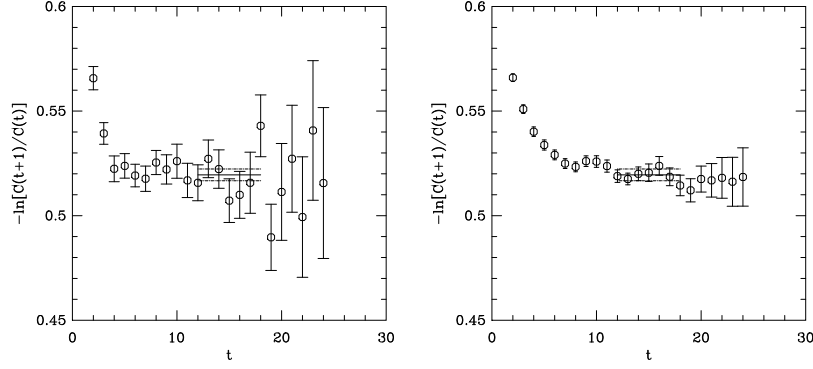


Figure 38: 'Effective mass' of heavy-light pseudoscalar-pseudoscalar correlation functions on a dynamical lattice at the smallest value of the gauge coupling, the lightest sea quark mass, the valence heavy quark slightly heavier than the b , and the lighter valence quark mass close to the strange quark mass [168]. On the left, the source and the sink are smeared, on the right, a smeared source and a local sink are used.

inserting a complete set of mass eigenstates and assuming that the decay is dominated by the smallest mass at large times. The exponent is the same for the various $A_4^{(i)}$. The pseudoscalar density Z_S can be extracted from the correlator of the smeared meson operator at source and sink:

$$\langle 0|P(t, \vec{p})|P(\vec{p}=0)\rangle = Z_S^2 e^{-E_{sim}t}. \quad (220)$$

Masses and amplitudes for the current matrix elements are extracted from single exponential fits to smeared-smeared and smeared-local correlation functions. Note that for NRQCD heavy quarks the correlator $\langle A_4^{(0)}|P\rangle$ is identical to $\langle P|P\rangle$ since spinors where only the upper components are nonzero do not distinguish between γ_0 and the unit matrix. Plots of typical heavy-light correlation functions are shown in Fig. 38.

The bare heavy quark mass corresponding to the b meson mass is determined from the difference of energies at finite and zero spatial momentum, Eq. (181), with $|\vec{p}| = 2\pi/L$, where L is the spatial lattice extent. Since the energy difference is small, the states are expected to be strongly correlated, and the splitting was extracted using a one exponential fit to the ratio of finite and zero momentum correlators (Eq. (182)). That the result is rather independent of the momentum can be seen in Fig. 40 for the finest quenched lattice.

The meson masses are fitted as a linear function in the VWI light quark mass to find the physical points corresponding to the light and strange quark. The result is fitted as

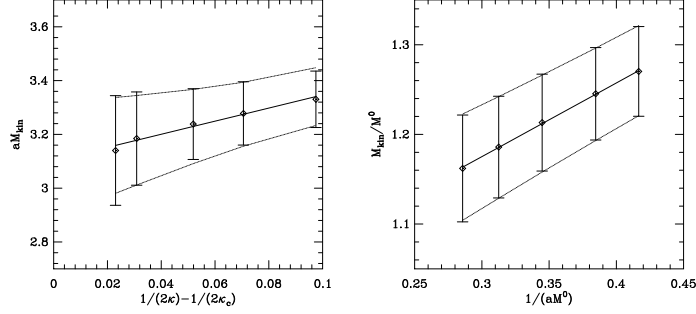


Figure 39: Dynamical meson masses from [168] at the smaller value of the gauge coupling ($\beta = 2.1$) and a sea quark mass around the strange. On the left, fit of the meson mass as a function of the VWI light valence quark mass. The heavy quark mass is close to the b mass. On the right, fit of the heavy-strange meson mass as a function of the heavy quark mass to determine the b quark mass.

a linear function in M_{PS}/M_0 . The heavy quark mass parameter corresponding to the b quark is determined by setting the heavy-strange meson mass to the B_s mass. Setting the heavy-light meson mass to the physical B meson mass gives the same result, however with larger error. Fits of the meson mass as function of the light and heavy quark mass are shown in Fig. 39.

In Fig. 41 we show comparisons of the meson mass using the perturbative shift Δ with the kinetic mass. Usually the agreement is good; the worst disagreements are still less than 2 combined σ and occur for the quenched configurations at $\beta = 2.575$ (shown in the Figure) and for $N_f = 2$ at $\beta = 2.1$, $\kappa_{sea} = 0.1357$. The dependence of the matrix elements on the heavy and light quark masses is analyzed in a partially quenched setup, i.e. setting the valence quark masses to their physical values (light, s and b) at fixed value of the sea quark mass, and then extrapolating to zero sea quark mass. In Fig. 42 on the left we show the light quark mass dependence of the zeroth order current at a typical set of parameter values. The light quark mass is parameterized as $1/(2\kappa_{val}) - 1/(2\kappa_{c,val})$, where $\kappa_{c,val}$ denotes the point of zero valence quark mass at a given fixed sea quark mass. The data can be described well by a linear behavior.

To correct the normalization of the light quark in the lattice operators for $A_4^{(i)}$, we multiplied Eq. (219) with $R = \sqrt{1 - 3\kappa/(4\kappa_c)}$, the tadpole improved equivalent of Eq. (206) using $u_0 = 1/(8\kappa_c)$. After interpolating the bare matrix elements $f\sqrt{M}^{(i)}$, $i = 1, 2$ to the strange or extrapolating to the light u, d quark mass, the renormalized matrix element is interpolated as a quadratic function in $1/(aM_0)$ to the b quark mass. An example is

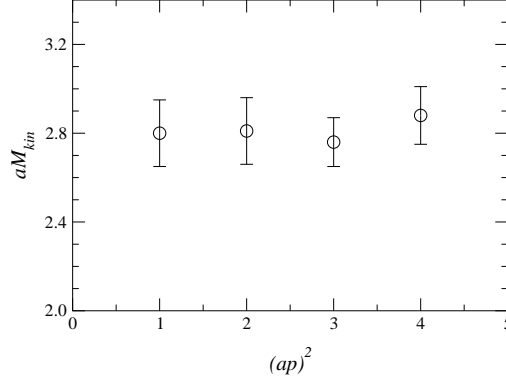


Figure 40: Kinetic meson masses determined from (181) as a function of momentum, from [168].

shown on the right in Fig. 42.

The dependence of the decay constant on the sea quark mass is mild. At $\beta = 1.95$, no real dependence can be resolved, whereas at $\beta = 2.1$ there appears to be a slight increase if the sea quark mass is taken to zero. A linear fit is shown in Fig. 43.

In addition, f_B and f_D were calculated using clover heavy quarks with the Fermilab non-relativistic reinterpretation [175]. Current operators at zeroth and first order in the $1/M$ expansion were used:

$$A_{4,rel}^{(0)}(x) = \bar{q}(x)\gamma_5\gamma_4q_h(x), \quad (221)$$

$$A_{4,rel}^{(1)}(x) = \bar{q}(x)\gamma_5\gamma_4\gamma \cdot \vec{D}q_h(x). \quad (222)$$

Local and smeared hadron operators were used at the source; operators at the sink were always local. Amplitudes and masses were extracted from two-exponential fits to axial vector-pseudoscalar and pseudoscalar-pseudoscalar correlators. Since the meson energy at finite momentum was affected by rather large statistical errors, the mass of the meson was calculated by adding the tree-level difference of the kinetic and pole heavy quark masses M_2^Q and M_1^Q to the meson pole mass, instead of using the kinetic mass of the heavy meson:

$$aM_2 = aM_1 + (aM_2^Q - aM_1^Q), \quad (223)$$

where the masses with superscript Q are quark masses and those without superscript meson masses.

Resumming the logarithmic mass dependence of the matrix elements (see Eq. (135)) one can define the matrix element Φ which is, according to HQET, in the heavy quark limit constant up to power corrections in $1/M_Q$. It is normalized such that it agrees with $f_B\sqrt{M_B}$ if the heavy quark mass is the b mass. M_B is the mass of the B meson. For a general heavy-light meson mass M it has the form:

$$\Phi(M) = (\alpha_s(M)/\alpha_s(M_B))^{2/b_0} f\sqrt{M}, \quad (224)$$

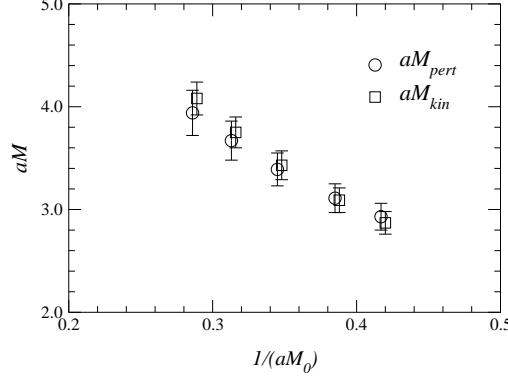


Figure 41: Dynamical meson masses determined using the dispersion relation 181 (M_{kin}) compared to the masses using one-loop values for the mass shift Δ (M_{pert}) at the smaller gauge coupling, the lightest sea quark mass, and a light valence quark mass around the strange.

with $b_0 = 11 - \frac{2}{3}N_f$. The heavy and light quark mass dependence of the resummed matrix element $\Phi(M_P)$ was fitted as a polynomial in the light quark mass m_q and the inverse heavy meson mass M_2 :

$$a^{3/2}\Phi(M_P) = A_0 + A_1am_q + A_2(am_q)^2 + \frac{1}{aM_2} [B_0 + B_1am_q] + \frac{1}{(aM_2)^2}C_0. \quad (225)$$

8.2.2 Results for f_B and f_{B_s}

The results for decay constants are listed in Table 16. The first error is statistical, the second a and perturbation theory errors, and the third error comes from setting the strange quark mass using K or ϕ input. The agreement of the results from NRQCD and Fermilab heavy quarks is an important result since one might expect that discretization and perturbative errors are different between the two formalisms, although naively one would expect them to be of a similar magnitude.

In ratios of unquenched and quenched matrix elements calculated at the same value of the lattice spacing one may expect that most of the discretization and perturbative errors cancel. From the NRQCD calculation we find

$$\frac{f_B^{N_f=2}}{f_B^{N_f=0}} = 1.07(5); \quad \frac{f_{B_s}^{N_f=2}}{f_{B_s}^{N_f=0}} = 1.10(5). \quad (226)$$

where only statistical errors are considered. If the scale is set with m_ρ , we find a $\sim 10\%$ unquenching effect on the decay constants from the NRQCD calculation.

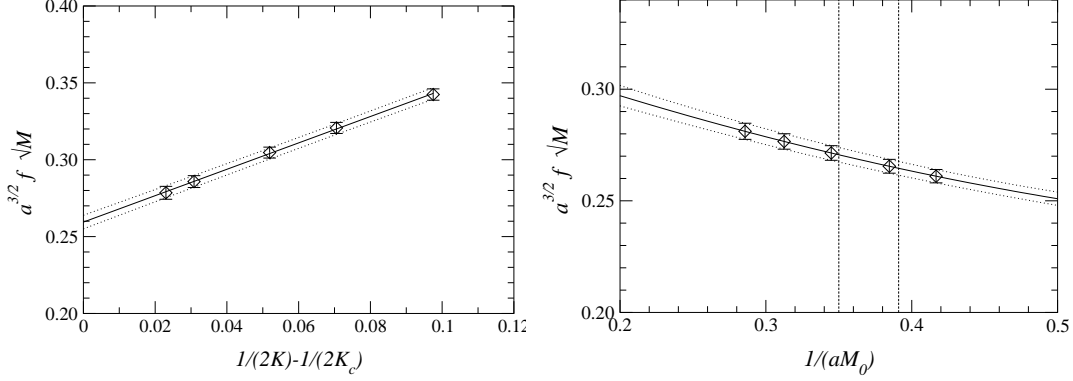


Figure 42: Dynamical b decay matrix elements from [168] at the smaller gauge coupling ($\beta = 2.1$) and a sea quark mass around the strange. On the left, fit of $f\sqrt{M}^{(0)}$ at a heavy quark mass close to the b as a function of the VWI quark mass (left) and the renormalized matrix element $f\sqrt{M}$ with the light valence quark mass interpolated to the strange (right). The b quark mass corresponds to $1/(aM_0) = 0.36$.

In the calculation with Fermilab heavy quarks we find

$$\begin{aligned} \frac{f_B^{N_f=2}}{f_B^{N_f=0}} &= 1.11(6); & \frac{f_{B_s}^{N_f=2}}{f_{B_s}^{N_f=0}} &= 1.14(5); \\ \frac{f_D^{N_f=2}}{f_D^{N_f=0}} &= 1.03(6); & \frac{f_{D_s}^{N_f=2}}{f_{D_s}^{N_f=0}} &= 1.07(5), \end{aligned} \quad (227)$$

Again, the scale is set with m_ρ .

With the Fermilab heavy quarks, the effect of setting the scale with f_π has been studied. This leads to a better scaling of the decay constants as function of a [135]. If one takes the central value at the smallest lattice spacing for the result, the unquenched value remains the same as with the ρ scale, whereas the quenched result for f_B with a from f_π changes from 188 to 175 MeV.

8.2.3 The flavor breaking ratio

The extrapolation to the chiral limit could introduce a considerable uncertainty. E.g. Ref. [120] find a decrease of f_B by almost 20 MeV if they use a chiral extrapolation supported by χPT instead of a simple polynomial fit. We use linear extrapolations in the partially quenched NRQCD analysis and a linear and quadratic fit for the simultaneous extrapolation in sea and light valence quark masses in the analysis with Fermilab heavy quarks. The result is

$$f_{B_s}/f_B = 1.179(18)(23), \quad N_f = 2,$$

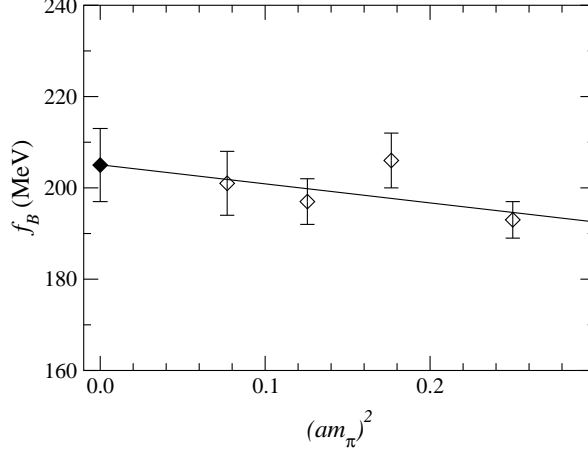


Figure 43: Sea quark mass dependence of f_B at $\beta = 2.1$, from [168].

$$f_{B_s}/f_B = 1.150(09)(20), N_f = 0 \quad (228)$$

from NRQCD, and

$$\begin{aligned} f_{B_s}/f_B &= 1.203(29)(28)_{(-0}^{+38}) N_f = 2 \\ f_{B_s}/f_B &= 1.148(08)(20)_{(-0}^{+39}) N_f = 0 \\ f_{D_s}/f_D &= 1.182(39)(25)_{(0}^{+41}) N_f = 2 \\ f_{D_s}/f_D &= 1.138(05)(18)_{(0}^{+29}) N_f = 0 \end{aligned} \quad (229)$$

from heavy clover quarks. The first error is statistical, the second systematical (using only discretization effects of the clover quarks since $O(\alpha_s^2)$ and $1/M$ errors should largely cancel in the ratios), and the third from the difference in setting the strange quark mass using the K or ϕ meson.

The flavor breaking ratio f_{B_s}/f_B has with both heavy quark formalisms no significant unquenching effects, setting the scale with m_ρ .

8.3 Discussion

For the decay constants and some of the mass results presented here, matching has been performed at $O(\alpha_s)$. In calculations of $1/M$ corrections in HQET and of higher twists in operator product expansions relatively large higher-loop corrections may be expected. On the lattice, higher dimensional operators generate power divergences under renormalization which are difficult to cancel in perturbation theory [276]. One might worry how precisely $1/M$ corrections can be quantified using effective theories on the lattice. The

size of the higher order corrections in perturbation theory depends on the choice of renormalization scheme and scale used at one loop. α_V at the scale q^* , described in Sec. 3.6, should be a rather optimized choice.

The $1/a$ terms affect the simulation energies as well as the matrix elements.

$$f\sqrt{M}^{(i)} = A + \frac{B}{M_0} + \frac{C}{M_0^2}, \quad (230)$$

where M_0 is the bare heavy quark mass. For example we fit the matrix elements $f\sqrt{M}^{(0)}$ from Ref. [168]², with the light quark mass interpolated to the strange with equal sea and valence quark masses, according to Eq. (230) which yields the fit parameters $A = 0.90(3)$ GeV^{3/2}, $B = -0.6(3)$ GeV^{5/2}, $C = -0.3(8)$ GeV^{7/2} at $\beta = 2.1$ and $A = 1.236(3)$ GeV^{3/2}, $B = -1.98(3)$ GeV^{5/2}, $C = 2.03(5)$ GeV^{7/2} at $\beta = 1.95$. The $1/M^2$ terms are unphysical since the action is only $1/M$ improved, they are however on finer lattices relatively small.

In the calculation [99] using $1/M^2$ NRQCD and clover quark actions and Wilson gluons at $a \sim 0.1$ fm, we find for the ratio of the unrenormalized B_s matrix elements $f^{(1)}\sqrt{M}/f^{(0)}\sqrt{M} \sim 0.12$ and for $f^{(i)}\sqrt{M}/f^{(0)}\sqrt{M} \sim 0.02$ or less for $i = 3, 4, 5$. With renormalization group improved gluons [168], using $1/M$ NRQCD and clover quark actions, the ratio of matrix elements has a similar value, $f^{(1)}\sqrt{M}/f^{(0)}\sqrt{M} \sim 0.1$.

To estimate the accuracy of the perturbative matching calculation it is of interest to how well the cancellation of the $\alpha_s/(aM)$ contribution works at one loop. As discussed for NRQCD in more detail in [173], for $\alpha_s \sim 0.2 - 0.25$ and the perturbative coefficient to the radiative correction of $A_4^{(0)}$ proportional to $1/(aM_0)$ around $-(0.3 - 0.4)$, the physical Λ_{QCD}/M contribution of the current correction is less than 50% of the bare current correction. However, there is no indication of very large higher order corrections.

The change from the bare to the one-loop decay constant is around 6 – 10% in [76] using an $O(1/M)$ action and 9 – 14% in [99] with an $O(1/M^2)$ action and Wilson gluons at $a^{-1} = 2$ GeV, however less than 5% with a $1/M$ NRQCD action and renormalization group-improved glue [168].

In contrast for relativistic heavy quarks [135], the $1/M$ current operator Eq. (222) contributes for B as well as for D mesons around 4 – 6% to the decay matrix element, see Fig. 44.

To see the extrapolations to the static values and to be able to estimate the $1/M$ corrections at a range of values of the heavy quark mass, we show in Fig. 45 the fits of the quenched FNAL results as a function of the heavy meson mass for all the quenched lattices. This will be compared to other quenched lattice results later.

Concerning the theoretical estimates of the discretization and perturbative errors used in the NRQCD calculations one might object that it is not obvious which numerical value of Λ_{QCD} should be used for the error estimate (e.g. quenched perturbative values from

²The unquenched matrix elements in Tables XIV-XIX of Ref. [168] are mistakenly arranged in the order opposite from the valence quark masses

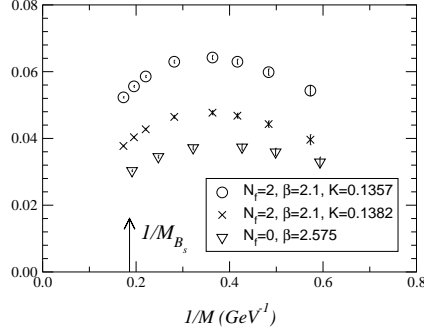


Figure 44: Ratio of decay constants with rotated and unrotated currents: $f_P^{\text{rotated}} / f_P^{\text{unrotated}} - 1$ as a function of the inverse heavy meson mass.

the determination of α_s are around 200 – 300 MeV, while generic momentum scales of QCD are given by hadron mass splittings, typically ~ 500 MeV). Therefore we compare the for $\Lambda_{QCD} = 600$ MeV (used for the error estimate in the paper) and 400 MeV. The unquenched results in both formalisms are shown in Fig. 46. Finally we summarize our results on f_B and f_{B_s} in Fig. 47. A very important finding of the studies [135,168] is that the B and B_s decay constants using NRQCD and Fermilab heavy quarks agree on the same set of lattices on a range of lattice spacings.

8.4 Comparison to other work

We now compare our results to the ones from other lattice simulations. Lattice values for f_B and f_{B_s} since 1998 are listed in Table 18. The first error shown in the Table is statistical, the second is the systematical uncertainty, adding all the contributions quoted by the authors in quadrature.

In the quenched approximation, a wealth of lattice results on f_B is available, and we compare our results from NRQCD with two calculations using non-perturbative renormalization using the Wilson gauge action, from the ALPHA [203–205] and the UKQCD collaboration [86]. The work of ALPHA [203–205] uses the Schrödinger functional approach to simulate non-perturbatively improved clover charm and static quarks and obtains f_{B_s} from an interpolation between the values at infinite and at the charm mass. The results

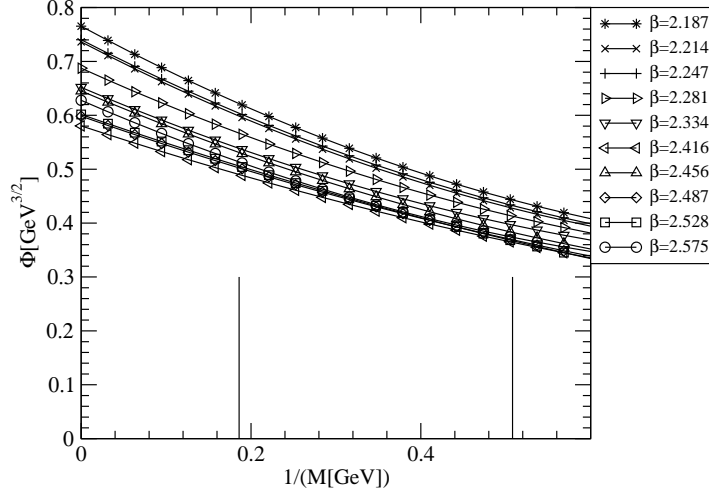


Figure 45: Fit results for the heavy-strange matrix element Φ (Eq. (225)), with the strange quark mass determined using the K meson from [135], as a function of the inverse heavy meson mass. Lines with different symbols describe fit functions from different lattices. The symbols are just to guide the eye and do not correspond to actual data points. The two vertical lines indicate the B_s and D_s meson masses.

are continuum extrapolated. The scale is set using r_0 .

Ref. [86] uses two lattice spacings. The result from the finer lattice is their continuum estimate. An interpolation to a static value is not performed, since non-perturbative renormalization was not available for the static action at the time of their calculation. In Fig. 48 we compare the slopes of both nonperturbative calculations. Both use a mass-independent renormalization scheme. The matrix elements themselves agree around the charm mass, their slope is slightly different. Ref. [86] uses a one-loop resummation according to Eq.(224), and [204] uses the three-loop anomalous dimension of the static current in terms of the renormalization group invariant quark masses. To calculate the anomalous dimensions for the plots, the value of $\Lambda_{QCD} = 238$ MeV is used. Using the three-loop anomalous dimension results in a slightly steeper running than using the 1-loop formula. Adding results from finer lattices and larger masses to the calculation of [86] would be useful to clarify the situation.

In Fig. 49 we compare quenched heavy-strange decay matrix elements from NRQCD [99] with the non-perturbatively renormalized relativistic results. The results have been rescaled to take the quenched scale ambiguity into account. Since the lattice spacing of the NRQCD calculations is determined using the ρ mass, the ALPHA value in the Figure is for comparison decreased by 12%, which is the change they quote for f_{B_s} if a is changed by 10% [204], and their static result by 15%. A static obtained by extrapolating the $1/M$ NRQCD results from [76] to infinite mass at $\beta = 6.0$, and the

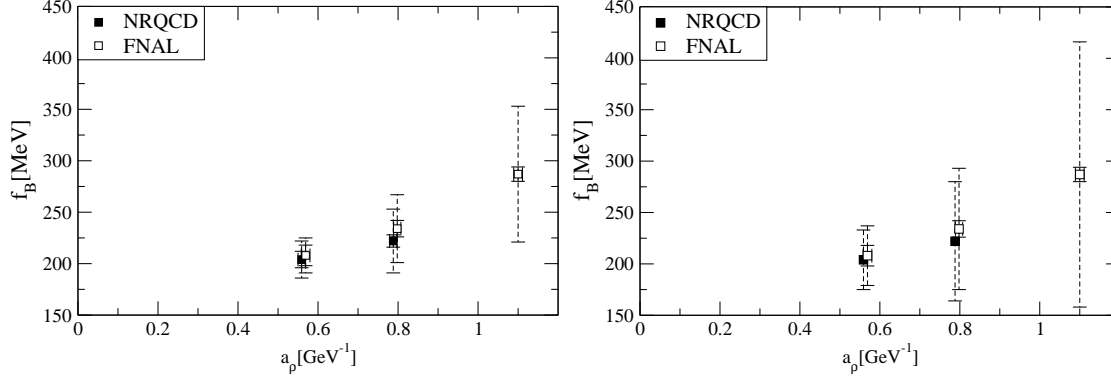


Figure 46: f_B as a function of a . Solid error bars: statistical errors, dashed error bars: systematical errors using $\Lambda_{QCD} = 400$ MeV (left) and $\Lambda_{QCD} = 600$ MeV (right).

non-perturbatively improved static value from ALPHA [203] at $\beta = 6.0$. The difference of the NRQCD results at $O(1/M)$ and $O(1/M^2)$ is slightly less than 2 combined σ , which we do not consider as significant since one of the ensembles is very small. Ref. [172] compares NRQCD results $O(1/M)$ and $O(1/M^2)$ on identical gauge field ensembles, and finds very good agreement. The $1/M^2$ effects seem to be small. With a quadratic fit including results in a region around the charm mass, [205] finds $f_{B_s} = 198(8)$ MeV which is close to the published value of 205 MeV from [203].

NRQCD results are obtained at a finite lattice spacing, and using different gauge actions can lead to different discretization and perturbative errors. In Fig. 45 we see that our results from renormalization group improved gluons and FNAL heavy quarks [135] extrapolate to a relatively high quenched value also on finer lattices. As mentioned before, the NRQCD results agree at the b mass with the FNAL results.

The extrapolation to the static limit is higher than the nonperturbatively renormalized static result from the ALPHA collaboration using Wilson glue which can be taken as an indication of remnant discretization and perturbative errors. If the scale is set using f_π instead of m_ρ decreases by 7%.

Here we just briefly introduce the other calculations. Results and global averages are listed in Table 18. For the averaging, we employed the method used in the Particle Data Book for averaging the experimental results (see Ref. [144], Introduction). The statistical and systematical errors were added in quadrature. Taking into account that sets of results have the same systematic error, the weights were computed and the averages obtained. The estimation of the systematic errors of all lattice results is described in [243]. Ref. [172] uses NRQCD at $O(1/M)$ and $O(1/M^2)$ with one-loop tadpole-improved clover light quarks and quenched Wilson glue, and [196] uses quenched NRQCD with an $O(a^2)$ tadpole improved gauge action and staggered light valence quarks. Ref. [173] uses quenched NRQCD at $O(1/M^2)$ and tadpole-improved and non-perturbatively $O(a)$ improved light

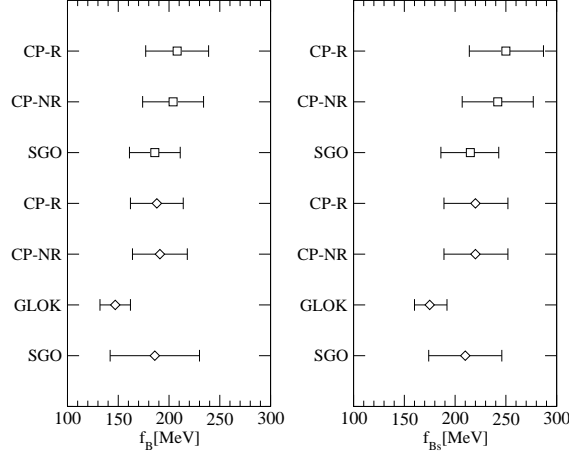


Figure 47: Summary of own results on f_B (left) and f_{B_s} (right), from Refs. [76,122] (SGO) [99] (GLOK), [135] (CP-R) and [168] (CP-NR). Diamonds denote quenched, squares $N_f = 2$ results.

clover quarks. The quenched calculations of Refs. [101,251,252] use Wilson gauge and clover quarks at $a = 0.35 - 0.37 \text{ GeV}^{-1}$ ($\beta = 6.2$) simulated in the charm mass region, similar to [86]. Ref. [251] uses a non-perturbatively $O(a)$ improved clover quark action and a partly non-perturbative current renormalization. Ref. [252] uses tree-level tadpole-improved clover quarks without including $O(\alpha_s a)$ terms in the renormalization. Ref. [101] also uses nonperturbative $O(a)$ improvement except for a perturbative value for the $O(\alpha_s am_q)$ quark mass correction to the renormalization constant. Refs. [250,253,254] use heavy quarks in the Fermilab formalism and extrapolate their results to $a \rightarrow 0$. Refs. [255,256] uses a step scaling function with the Schrödinger functional scheme and clover heavy quarks. A part of the renormalization factors is calculated nonperturbatively. Their results are continuum extrapolated. Among the two-flavors results, Refs. [120,260] use NRQCD and Fermilab heavy quarks respectively, at a fixed value of the gauge coupling.

Refs. [250,253,254] use heavy quarks in the Fermilab formalism and extrapolate their results to $a \rightarrow 0$. The quenched calculations of Refs. [86,101,251,252] use Wilson gauge and clover quarks at $a = 0.35 - 0.37 \text{ GeV}^{-1}$ ($\beta = 6.2$) simulated at the charm quark mass. Ref. [252] uses tree-level tadpole-improved clover quarks without including $O(\alpha_s a)$ terms in the renormalization. Ref. [251] uses a non-perturbatively $O(a)$ improved clover quark action and a partly non-perturbative current renormalization. Refs. [86,101] use nonperturbative $O(a)$ improvement except for a perturbative value for the $O(\alpha_s am_q)$ quark mass correction to the renormalization constant. Although different degrees of improvement are used, and the scaling behaviour is found to be different, the results for f_{D_s} agree at $\beta = 6.2$.

The unquenching effects on f_B depend on the details of the calculation, e.g. how the scale is set. In Table 17, ratios of decay constants from quenched and two-flavor

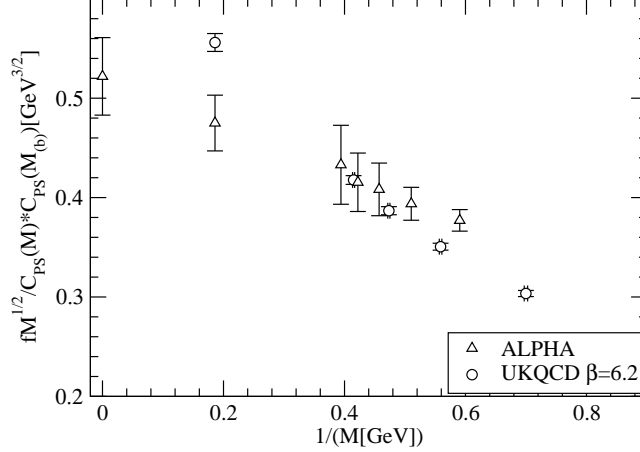


Figure 48: Resummed matrix elements from non-perturbatively $O(a)$ improved clover quarks. For the details of the resummation see the text. The result at the B_s mass is obtained by interpolation between charm and static heavy quarks for the ALPHA data [204] or extrapolation from the charm for the UKQCD data [86]. The data in the Figure use a set with r_0 .

simulations with the same gauge field and valence quark actions are listed. One finds an increase of $\sim 10\%$ with unquenching if a is set with f_π , $10 - 20\%$ if a is set with m_ρ . On the other hand, Ref. [262] quotes no significant difference if the scale is set with r_0 for f_{D_s} , and Ref. [168] finds no significant difference between quenched and two-flavor results if the scale is set with the $\overline{P} - \overline{S}$ splitting of the Υ , however on coarse lattices.

To investigate the effect of an additional dynamical strange quark, we compare our result to the published NRQCD lattice results with $2 + 1$ flavors of staggered sea quarks [257, 258]:

$$\begin{aligned} f_{B_s} &= 260(7)(28) \text{ MeV}, \\ f_B &= 216(9)(20) \text{ MeV}, \end{aligned} \tag{231}$$

where the first error is statistical and the second is from the systematic uncertainties added in quadrature. Calculating at small quark masses, Ref. [258] succeeds in achieving a precise result for the flavor breaking ratio of $1.20(3)$. Calculations of the decay constants with the staggered $N_f = 2 + 1$ configurations using FNAL [261] heavy quarks are in further progress.

So far there is no indication for large finite volume effects in the decay constants. Chiral perturbation theory predicts a finite size effect of $\leq 1\%$ for lattice sizes ~ 1.6 fm and pion masses around 500 MeV for quenched QCD and much less than 1% for $N_f = 2$ [161]. Ref. [254] estimates the finite volume uncertainty to be of the order of several percent; the estimate is however from a comparison with very small volumes.

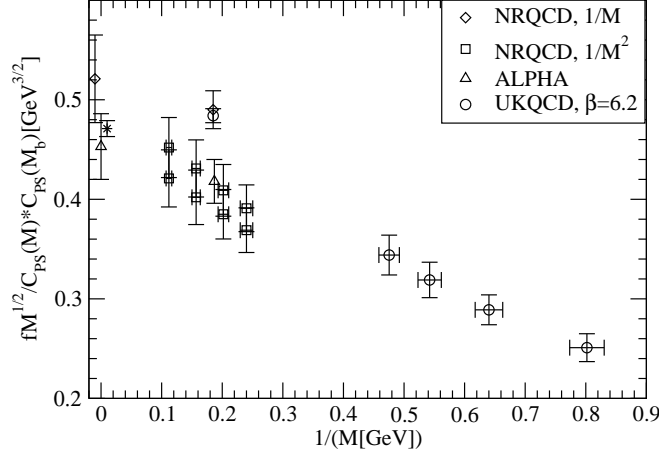


Figure 49: Comparison of NRQCD and perturbatively improved static decay matrix elements from [76, 99] with non-perturbatively improved results from [86, 204]. The non-perturbatively improved static value from $\beta = 6.0$ of [203] is denoted by the star. The two data sets from NRQCD at $O(1/M^2)$ correspond to 1-loop renormalization with $q^* = 1/a$ and $q^* = \pi/a$.

We also use the experimental value for f_{D_s} from unquenched lattice to f_{B_s} and the lattice ratio f_{B_s}/f_{D_s} from two-flavor calculations which work directly at the b and c quark masses without using extrapolations to calculate f_{B_s} . Taking the experimental value $f_{D_s} = 283(45)$ MeV using Eq. (31) and $f_{B_s}/f_{D_s} = 0.93^{(7)}_8$ from the unquenched results from Table 17, one finds $f_{B_s} = 263^{(65)}_{61}$ MeV, which is in agreement with the lattice result of [257].

Other recent review articles [264–268] quote lattice estimates for f_B and f_{B_s} which are within errors in agreement with the averages quoted in Table 18.

Within errors the lattice results are also in agreement with recent sum rule [269–272] and potential model calculations [273], see Tab. 19.

9 SUMMARY AND CONCLUSIONS

This work presents a study of decay constants and the hadron spectrum in lattice QCD. The physics of hadrons with b and light (u, d, s) quarks is of great relevance for the determination of parameters of the Standard Model, but both quarks are difficult to simulate because the light quark physics is sensitive to finite volume effects and the heavy quark physics is sensitive to lattice spacing effects. Heavy quarks can be simulated effectively using NRQCD and HQET. The remaining difficulty is then to relate the light quarks simulated on the lattice to the physical light u and d quark, since extrapolations over a more or less large range of masses are required. Chiral perturbation theory provides a useful description of hadron masses directly as a function of the masses of the pseu-

doscalar mesons built from the quarks under consideration. The simulation parameters corresponding to the physical quark masses can be determined using the light hadron spectrum. Of course the light hadron spectrum itself, in particular the nucleon mass, is one of the most basic quantities of which the lattice has to be able to show that they can be explained by QCD.

Light hadrons were studied in the quenched and two-flavor approximations using improved gluon and light quark actions. There are no indications of disagreement of the lattice results with experiment within the estimated systematic errors. Our results on the low-lying hadron spectrum with experiment agree surprisingly well with experiment already in the quenched approximation. Now further clarification of the question whether there is really a discrepancy between various improved fermion actions, is needed. Further one should note that quark model interpolating operators for the hadrons work very well.

Chiral extrapolations and finite volume effects of the nucleon mass find agreement with $O(p^4)$ chiral perturbation theory predictions at rather large quark masses, while chiral perturbation theory is assumed to be valid for pion masses up to ~ 600 MeV or less. In particular in theories with dynamical quarks, lattice results at smaller quark masses would be of great interest to be able to make solid chiral extrapolations of hadron masses and matrix elements.

The agreement of the spectrum with experiment is an important result corroborating the reliability of the lattice calculations of the corresponding weak matrix elements. Most of the lattice results on the heavy-light spectrum have been obtained using non-relativistic effective theories, in particular NRQCD. The agreement with experiment is a considerable success of the physical pictures used in these effective theories. For example it implies that the strange-light quark mass difference determined from light physics is the same as in heavy-light physics.

For decay constants, comparison with results using different lattice discretizations and 0, 2 and 2+1 flavors of light sea quarks were made. Effective theories, either those following the ideas of NRQCD and the Fermilab method, or HQET together with interpolations to smaller masses are presently still indispensable in lattice calculations of b hadrons. Using both approaches next to each other it should be possible to obtain quite reliable estimates of hadronic matrix elements.

For heavy-strange decay constants with an error not much larger than 10% appears realistic. While the magnitude of the error has not been reduced much compared to lattice errors quoted around 10 years ago, the error has become significantly more reliable. In unquenched calculations with heavy hadrons, effective theories will continue to play an important role also in the coming years. While using NRQCD a continuum limit is not possible and renormalization constants are only calculated perturbatively, the scaling studies of previous calculations have shown that the error estimates are reliable. It would be important to support the simulations at the b quark using non-relativistic effective theories also for dynamical quarks with simulations of static and charm quarks using non-perturbative renormalization, e.g. using the Schrödinger functional approach. Since

continuum extrapolations also involve uncertainties and since dynamical simulations on fine lattices are presently still expensive, nonrelativistic methods such as NRQCD and the Fermilab method are still very important in precision calculations in B physics.

Despite many lattice studies of a very broad range of observables there is no indication that QCD is not a consistent theory of the strong interactions. Comparison of of chiral perturbation theory in comparison with lattice data and experiment supports the present picture of chiral symmetry breaking in QCD. Increase of precision on a number of masses and matrix elements calculated on the lattice will be necessary to resolve the signatures of new physics. Important directions to investigate are unquenching and the chiral limit. Further, the lattice has achieved a significant potential for calculations of many quantities in hadron physics such as masses of excited hadrons, exotic states, a variety of form factors and structure functions, and the investigation of confinement and chiral symmetry.

Acknowledgements

I am grateful to D. Becirevic, M. Della Morte, D. Ebert, A. El-Khadra, R.N. Faustov, C. Gattringer, V.O. Galkin, M. Göckeler, M. Gürtler, T.R. Hemmert, E.-M. Ilgenfritz, K.I. Ishikawa, T. Kaneko, A. Kronfeld, M. Moch, C. Morningstar, M. Papinutto, G. Schierholz, L. Scorzato, J. Shigemitsu, R. Sommer, D. Toussaint and J. Zanotti for discussions. I thank D. Ebert, M. Göckeler, E.-M. Ilgenfritz and M. Müller-Preussker for a critical reading of the manuscript and invaluable comments. I thank M. Gürtler for communicating the hadron mass results of [139] to me, and J. Rolf for communicating to me the numerical data for $f\sqrt{M}$ from [204]. I am grateful to J. Erdmenger for support and advice. I thank R. Burkhalter for a very useful comment about the manuscript. I thank the group “Theory of Elementary Particles/Phenomenology-Lattice Gauge Theories” of the Humboldt University Berlin, the NIC/DESY Zeuthen and the Institute for Theoretical Physics of the University Regensburg for their invaluable support and kind hospitality. Particular thanks goes to the group leaders M. Müller-Preussker, K. Jansen and A. Schäfer.

I am grateful for a personal fellowship of the Deutsche Forschungsgemeinschaft and a fellowship for completion of the ‘Habilitation’ from the Program for Equal Opportunities for Women in Research and Academic Teaching of the City of Berlin.

I would like to thank all my collaborators for many fruitful discussions and dedicated work, and I thank the computer centers EPCC (Edinburgh), LANL (Los Alamos), LRZ (München), NIC (Jülich) and NIC (Zeuthen), NCSA (Urbana-Champaign), RCCP (Tsukuba) and SCRI (Tallahassee) for support.

References

- [1] Wilson K.G. 1974, Phys. Rev. D **10**, 2445.

- [2] Isgur, N. and Wise, M.B. 1992, in: Heavy Flavours, A.J. Buras and M. Lindner (Eds.), World Scientific, Singapore, 234;
Grinstein, B. 1995, hep-ph/9508227;
Neubert M. 1994, Phys. Rep. 245, 259.
- [3] Thacker, B.A., and Lepage, G.P. 1991, Phys. Rev. D **43**, 196.
- [4] Lepage, G.P. *et al.* 1992, Phys. Rev. D **46**, 4052.
- [5] Khodjamirian A. 2004, Lectures at the 2003 European School of High-Energy Physics, Tsakhkadzor, Armenia, September 2003, hep-ph/0403145.
- [6] Yukawa H. 1935, Proc. Phys. Math. Soc. Japan **17**, 48.
- [7] Gell-Mann M. and Ne'eman Y. 1964, The Eightfold Way, Benjamin, New York.
- [8] 't Hooft G. 1971, Nucl. Phys. **B35**, 167;
't Hooft G. and Veltman M. 1972, Nucl. Phys. **B44**, 189.
- [9] Gross D.J. and Wilczek F. 1973, Phys. Rev. Lett. **30**, 1343;
Politzer H.D. 1973, Phys. Rev. Lett. **30**, 1346.
- [10] Coleman S. and Weinberg E. 1973, Phys. Rev. D **7**, 1888.
- [11] Shifman M.A., Vainshtein A.I. and Zakharov V.I. 1979, Nucl. Phys. **B147**, 385;
ibid, 448.
- [12] Ioffe B.L. 2005, to be published in Progress in Particle and Nuclear Physics, hep-ph/0502148.
- [13] Fujikawa K. 1980, Phys. Rev. D **21**, 2848.
- [14] Schaefer T. and Shuryak E.V. 1998, Rev. Mod. Phys. **70** , 323.
- [15] Diakonov D. 2003, Prog. Part. Nucl. Phys. **51**, 173.
- [16] Ilgenfritz E.M. and Shuryak E.V. 1994, Phys. Lett. **B 325**, 263.
- [17] Iwasaki Y. 2004, Phys. Rev. D **69**, 014507.
- [18] Nambu Y. 1974, Phys. Rev. D **10**, 4262;
Mandelstam S. 1976, Phys. Rep. **23C**, 245;
t'Hooft G. 1981, Nucl. Phys. **B190**, 455;
t'Hooft G. 1982, Phys. Scr. 25, 133.
- [19] Belavin V.A., Chernodub M. and Polikarpov M. 2004, JETP Lett.79, 245; Pisma Zh. Eksp. Teor. Fiz. 79, 303.
- [20] Belavin V.A., Chernodub M.N. and Polikarpov M.I. 2004, hep-lat/0403013.
- [21] Bornyakov V.G., Ilgenfritz E.-M. and Mueller-Preussker M. 2005, hep-lat/0507021.
- [22] Engelhardt M. 2005, plenary talk at Lattice 2004, Fermilab, June 21-26, 2004, Nucl. Phys. (Proc. Suppl.) **140**, 92.

- [23] Petreczky P. 2005, plenary talk at Lattice2004, Fermilab, June 21-26, 2004, Nucl. Phys. (Proc. Suppl.), **140**, 78.
- [24] Wilczek, F. 2003, Summary talk at ICHEP2002, 24-31 July 2002, Amsterdam, Nucl. Phys. Proc. Suppl. **117**, 410.
- [25] Pokorski S. 2005, Lectures given at the Cargese School on String Theory, Cargese, 4-16 June 2004, hep-ph//0502132.
- [26] Ligeti Z. 2004, Plenary talk at ICHEP2004, 16-22 August, 2004, Beijing, China, to appear in the proceedings, hep-ph/0408267.
- [27] Höcker A. 2004, talk at ICHEP2004, 16-22 August, 2004, Beijing, China, to appear in the proceedings, hep-ph/0410081.
- [28] Gupta, R. 2003, Summary talk at the 2nd Workshop CKM Unitarity Triangle, 5-9 April 2003, IPPP Durham, UK, hep-ph/0311033.
- [29] Cabibbo N. 1963, Phys. Rev. Lett. **10**, 531.
- [30] Kobayashi M. and Maskawa T. 1973, Prog. Theor. Phys. **49**, 652.
- [31] Aubert B. *et al.* 2001, BaBar Collaboration, Phys. Rev. Lett. **87**, 091801;
Abe K. *et al.* 2001, Belle Collaboration, Phys. Rev. Lett. **87**, 091802.
- [32] Buras A. 2003, Schladming lectures 2003, hep-ph/0307203.
- [33] Buras A.J., Lautenbacher M.E. and Ostermaier G. 1994, Phys. Rev. D **50**, 3433.
- [34] Fleischer R. 2004, lectures given at the 2003 European School of High-Energy Physics, Tsakhkadzor, Armenia, 24 August – 6 September 2003, hep-ph/0405091.
- [35] Ali, A. 2003, Lectures at the International Meeting on Fundamental Physics, Soto de Cangas (Asturias), Spain, February 23 - 28, 2003, hep-ph/0312303.
- [36] Ablikim M. *et al.* 2005, BES Collaboration, Phys. Lett. **B 610**, 183.
- [37] Chadha, M. *et al.* 1998, CLEO Collaboration, Phys. Rev. D **58**, 032002.
- [38] Heister, A. *et al.* (2002), ALEPH Collaboration, Phys. Lett. **B 528**, 1.
- [39] Hiorth A. and Eeg J.O. 2003, Eur. Phys. C **30**, 006.
- [40] <http://utfit.roma1.infn.it/>.
- [41] Lubicz V. 2005, plenary talk at Lattice 2004, Fermilab, June 21-26, 2004, Nucl. Phys. (Proc. Suppl.) **140**, 48.
- [42] Osterwalder K. 1973, Euclidean Greens functions and Wightman distributions, in: Constructive Quantum Field Theory, G. Velo and A.S. Wightman, Lecture Notes in Physics **25**, Springer, Berlin.
- [43] Montvay I. and Münster G. 1994, Quantum Fields on a Lattice, Cambridge University Press, Cambridge;

- Rothe H.J. 1992, *Lattice Gauge Theories: An Introduction*, World Scientific, Singapore;
- Smit J. 2002, *Introduction to Quantum Fields on a Lattice*, Cambridge University Press, New York.
- [44] Sharpe S.R. 1994, Lectures given at TASI 94, Boulder, CO, USA, May 29-June 24 1994, hep-ph/9412243.
- [45] Davies C.T.H. 2001, Lectures at 55th Scottish Universities Summer School, St Andrews, August 2001, in: *Heavy Flavour Physics*, C.T.H. Davies and S.M. Playfer (Eds.), Scottish Graduate Textbook Series, Institute of Physics 2002.
- [46] Kronfeld, A.S. 2002, in: *At the Frontiers of Particle Physics: Handbook of QCD*, Vol. 4, M. Shifman (Ed.), World Scientific, Singapore, 2411.
- [47] C. McNeile, 2003, submitted to *Int. Rev. Nucl. Phys*, Vol.9, *Hadronic Physics from Lattice QCD*, A.M. Green (Ed.), hep-lat/0307027.
- [48] Degrnd T. 2004, *Int. J. Mod. Phys. A* **19**, 1337.
- [49] Reisz T. 1989, *Nucl. Phys.* **B318**, 417.
- [50] Symanzik, K. 1980, in: *Recent Developments in Gauge Theories*, G. t'Hooft *et al.* (Eds.), Plenum, New York, 313;
 Symanzik, K. 1982, in: *Mathematical Problems in Theoretical Physics*, R. Schrader *et al.* (Ed.), Springer, New York;
 Symanzik K., 1983, *Nucl Phys.* **B226**, 187, 205.
- [51] Lüscher M. and Weisz P. 1985, *Commun. Math. Phys.* 97, 59; Erratum *ibid.* 98, 433;
 Lüscher M. and Weisz P. 1985, *Phys. Lett.* **B 158**, 250.
- [52] Hasenfratz P. and Niedermayer F. 1994, *Nucl. Phys.* **B414**, 785.
- [53] Iwasaki Y. 1983, Univ. of Tsukuba Report No. UTHEP-118;
 Iwasaki Y. 1985, *Nucl. Phys.* **B258**, 141;
- [54] Takaishi T. 1996, *Phys. Rev. D* **54**, 1050;
 P. de Forcrand *et al.* 1997, *Nucl. Phys. B* (Proc. Suppl.) **53**, 938.
- [55] Weisz P. 1983, *Nucl. Phys.* **B212**, 1;
 Weisz P. and Wohlert R. 1984, *Nucl. Phys.* **B236**, 397.
- [56] Nielsen H.B. and Ninomiya M. 1981, *Phys. Lett. B* 105, 219 and *Nucl. Phys.* **B185**, 20.
- [57] Bochicchio M. *et al.* 1985, *Nucl. Phys.* **B262**, 331.
- [58] Itoh S. *et al.* 1986, *Nucl. Phys.* **B274**, 33.
- [59] Sheikholeslami B. and Wohlert R. 1985, *Nucl. Phys.* **B259**, 572.

- [60] Lüscher M. *et al.* 1997, ALPHA Collaboration, Nucl. Phys. **B491**, 323;
Jansen K. *et al.* 1998, ALPHA Collaboration, Nucl. Phys. **B530**, 185 and 2002,
erratum *ibid.* **B643**, 517.
- [61] Aoki S. 1984, Phys. Rev. D **30**, 2653.
- [62] Sharpe S.R. and Singleton R. Jr. 1998, Phys. Rev. D **58**, 074501.
- [63] Ilgenfritz M. *et al.* 2004, Phys. Rev. D **69**, 074511.
- [64] Golterman M. and Smit J. 1985, Nucl. Phys. **B255**, 328.
- [65] Orginos K. and Toussaint D. 1999, Phys. Rev. D **59**, 014501;
Orginos K., Toussaint D. and Sugar B. 1999, Phys. Rev. D **60**, 054503;
Lepage G.P. 1999, Phys. Rev. D **59**, 074502.
- [66] Ginsparg P.H. and Wilson K.G. 1982, Phys. Rev. D **25**, 2649.
- [67] Lüscher M. 1998, Phys. Lett. **B428**, 342.
- [68] Kaplan D. 1992, Phys. Lett. **B 288**, 342; Shamir Y. 1993, Nucl. Phys. **B406**, 90;
Fuhrman V. and Shamir Y. 1995, Nucl. Phys. **B439**, 54.
- [69] Neuberger H. 1998, Phys. Rev. D **57**, 5417.
- [70] Hasenfratz P. 1998, Nucl. Phys. (Proc. Suppl.) **63**, 53;
Hasenfratz P., Laliena V. and Niedermayer F. 1998, Phys. Lett. B **427**, 125.
- [71] Niedermayer F. 1999, plenary talk at Lattice 1998, Nucl. Phys. (Proc. Suppl.) **73**, 105.
- [72] Lüscher M. 2001, Lectures given at the International School of Subnuclear Physics, Erice, 27 August - 5 September 2000, hep-th/0102028.
- [73] Chandrasekharan S. and Wiese U.-J. 2004, Prog. Part. Nucl. Phys. **53**, 373.
- [74] Symanzik K. 1981, Nucl. Phys. **B190** [FS3] (1981), 1;
Lüscher M. 1985, Nucl. Phys. **B254**, 51;
Lüscher M., Weisz P. and Wolff U. 1991, Nucl. Phys. **B359**, 221;
Lüscher M. *et al.* 1992, Nucl. Phys. **B384**, 168.
- [75] Sommer R. 2003, plenary talk at Lattice 1998, Nucl. Phys. (Proc. Suppl.) **73**, 105.
- [76] Ali Khan A. *et al.* 1997, Phys. Rev. D **56**, 7012.
- [77] Ali Khan A. *et al.* 2000, Phys. Rev. D **62**, 054505.
- [78] Best C. *et al.* 1997, Phys. Rev. D **56**, 2743.
- [79] Ukawa A. 2002, Nucl. Phys. **B** (Proc. Suppl.) **106**, 195.
- [80] Bunk B. *et al.* 2004, Nucl. Phys. **B697**, 343.
- [81] Shamir Y. 2005, Phys. Rev. D **71**, 034509.
- [82] Aoki S. *et al.* 2003, JLQCD Collaboration, Phys. Rev. D **68**, 054502.

- [83] Davies C.T.H. *et al.* 1997, Phys. Rev. D **56**, 2755.
- [84] Manke T. *et al.* 2000, CP-PACS Collaboration, Phys. Rev. D **62**, 114508.
- [85] Hein J. *et al.* 2000, Phys. Rev. D **62**, 074503.
- [86] Bowler K. *et al.* 2001, UKQCD Collaboration, Nuclear Physics **B 619**, 507.
- [87] Davies C. *et al.* 2004, Phys. Rev. Lett. **92**, 022001.
- [88] Ishikawa T. 2004, talk at the German-Japanese Symposium *Towards Precision Physics from Lattice QCD Simulated on Tera-Flops Computers*, <http://www-zeuthen.desy.de/nic/gjs>.
- [89] Ishikawa K.-I. 2005, plenary talk at Lattice 2004, Nucl. Phys. (Proc. Suppl.) **140**, 20.
- [90] Bali G.S. 2001, Phys. Rept. **343**, 1.
- [91] Lüscher M. 2002, Plenary talk at the International Conference on Theoretical Physics, Paris, UNESCO, 22-27 July 2002, hep-ph/0211220.
- [92] Eichten E. and Feinberg F. 1981, Phys. Rev. D **23**, 2724.
- [93] Chen Y.-Q., Kuang Y.-P. and Oakes R.J. 1995, Phys. Rev. D **52**, 264.
- [94] Aoki S. *et al.* 1999, CP-PACS Collaboration, Phys. Rev. D **60**, 114508.
- [95] Brodsky S.J., Lepage G.P. and Mackenzie P.B. 1983, Phys. Rev. D **28**, 228.
- [96] Lepage G.P. and Mackenzie P.B. 1993, Phys. Rev. D **48**, 2250.
- [97] Morningstar C. 1996, plenary talk at Lattice 1995, Nucl. Phys. **B** (Proc. Suppl.) **47**, 199.
- [98] Davies C.T.H. *et al.* 1995, Phys. Lett. B **345**, 42.
- [99] Ali Khan A. *et al.* 1998, Phys. Lett. **B427**, 132.
- [100] Hornbostel K., Lepage G.P. and Morningstar C. 2003, Phys. Rev. D **67**, 034023.
- [101] Becirevic D. *et al.* 2001, Nucl. Phys. **B618**, 241.
- [102] Capitani S. *et al.* 1999, Nucl. Phys. **B544**, 669. Della Morte M. *et al.* 2005, Nucl. Phys. **B713**, 378.
- [103] Bethke S. 2004, Nucl. Phys. Proc. Suppl. **121** 74 (2003), *ibid.* **135** (2004), 345.
- [104] Mason Q. *et al.* 2005, hep-lat/0503005.
- [105] Rakow P.E.L. 2005, plenary talk at Lattice 2004, Nucl. Phys. (Proc. Suppl.) **140**, 34.
- [106] Sommer R. 1994, Nucl. Phys. **B411**, 839.
- [107] Guagnelli M., Sommer R. and Wittig H. 1998, ALPHA Collaboration, Nucl. Phys. **B535**, 389.

- [108] R.G. Edwards, Urs M. Heller, T.R. Klassen, Nucl. Phys. **B517**, 377 (1998).
- [109] Ali Khan A. *et al.* 2003, CP-PACS Collaboration, Phys. Rev. D **65**, 054505 (2002) and erratum *ibid.* **67**, 05901 (2003).
- [110] Göckeler M. *et al.* 2005, hep-ph/0502212.
- [111] Aubin C. *et al.* 2004, Phys. Rev. D **70**, 094505.
- [112] Bernard C. *et al.* 2001, Phys. Rev. D **64**, 074509.
- [113] Bali G.S. *et al.* 2005, SESAM Collaboration, hep-lat/0505012.
- [114] Bornyakov V.G. *et al.* 2005, Phys. Rev. D **71**, 114504.
- [115] Booth S.P. *et al.* (UKQCD Collaboration) 1992, Phys. Lett. B **294**, 385.
- [116] Lüscher M. *et al.* 1994, Nucl. Phys. **B413**, 481. H. Wittig (UKQCD Collaboration), Nucl. Phys. **B** (Proc Suppl.) **42**, 288 (1995) and Int. J. Mod. Phys. **A12**, 4477 (1997).
- [117] C. Bernard *et al.*, Phys. Rev. D **64**, 054506 (2001).
- [118] Gattringer C. *et al.* 2004, Nucl. Phys. **B677**, 3.
- [119] Hasenfratz P, Juge K.J. and Niedermayer F. 2004, JHEP 0412, 030.
- [120] Aoki S. *et al.* 2003, JLQCD Collaboration, Phys. Rev. Lett. **91**, 212001.
- [121] Aoki Y. *et al.* 2004, hep-lat/0411006.
- [122] Collins S. *et al.* 1999, SGO Collaboration, Phys. Rev. D **60**, 074504.
- [123] Gasser J. and Leutwyler H. 1984, Ann. Phys. **158**, 142.
- [124] Gasser J. and Leutwyler H. 1985, Nucl. Phys. **B250**, 465.
- [125] Weinberg S. 1996, The Quantum Theory of Fields, Vol. II, Cambridge University Press, Cambridge.
- [126] Jenkins E. and Manohar A.V. 1991, Phys. Lett. B **255**, 558;
Bernard V., Kaiser N. and Meiser U.-G. 1995, Int. J. Mod. Phys. E **4**, 193.
- [127] Weinberg S. 1979, Physica **96A**, 327.
- [128] Tang H.-B. 1996, hep-ph/9607436;
Gasser J., Sainio M.E. and Svarc A. 1988, Nucl. Phys. **B307**, 779.
- [129] Jenkins E., Manohar A.V. and Wise M.B. 1995, Phys. Rev. Lett. **75**, 2272.
- [130] Lewis R. and Ouimet P.A. 2001, Phys. Rev. D **64**, 034005.
- [131] Sharpe S. 1997, Phys. Rev. D **56**, 7052; erratum *ibid.* **62** (2000), 099901.
- [132] Golterman M. and Leung K.-Ch. 1998, Phys. Rev. D **57**, 5703.
- [133] Golterman M. 1997, talk given at the Workshop on Chiral Dynamics, Mainz, 1997, hep-ph/9710468.

- [134] Gasser J. and Leutwyler H. 1987, Phys. Lett. B **188**, 477;
Neuberger H. 1988, Phys. Rev. Lett. **60**, 889; Nucl. Phys. **B300**, 180.
- [135] Ali Khan A. *et al.* 2001, CP-PACS Collaboration, Phys. Rev. D **64**, 034505.
- [136] Butler F. *et al.* 1994, Nucl. Phys. **B430**, 179.
- [137] Aoki S. *et al.* 2003, CP-PACS Collaboration, Phys. Rev. D **67**, 034503.
- [138] Aoki S., Frezzotti R., P. Weisz P. (1999), Nucl. Phys. (Proc. Suppl.) **73**, 915.
- [139] Gattringer C., Hoffmann R. and Schaefer S. 2002, Phys. Rev. D **65**, 094503;
Galletly D. *et al.* 2004, Nucl. Phys. **B** (Proc Suppl.) **129**, 456;
Galletly D., in preparation.
- [140] Bietenholz W. *et al.* 2004, JHEP 0412, 044.
- [141] Zanoliti J.M. *et al.* 2003, Contribution to lecture notes in 2nd Cairns Topical Workshop on Lattice Hadron Physics 2003 (LHP 2003), Cairns, Australia, 22-30 Jul 2003, hep-lat/0407039.
- [142] Lüscher M. *et al.* 1996, Nucl. Phys. **B478**, 365;
see also Sommer R. *et al.* 2004, Nucl. Phys. **B** (Proc Suppl.) **129**, 405.
- [143] Capstick S. and Isgur N. 1986, Phys. Rev D **34**, 2809.
- [144] Particle Data Group, Eidelman S. *et al.* 2004, Phys. Lett. B **592**, 1.
- [145] Aoki S., Kuramashi Y. and Tominaga S. 2002, Nucl. Phys. (Proc. Suppl.) **106**, 349;
Aoki S., Kuramashi Y. and Tominaga S. 2003, Prog. Theor. Phys. 109, 383.
- [146] Ali Khan A. *et al.* 2004, Nucl. Phys. **B689**, 175.
- [147] Allton C.R. *et al.* 2002, UKQCD Collaboration, Phys. Rev. D **65**, 054502.
- [148] Sharpe S.R. and Labrenz J.N. 1996, Phys. Rev. D **54**, 4595.
- [149] Ali Khan A. *et al.* 2004, in: Color Confinement and Hadrons in Quantum Chromodynamics, Proceedings of Confinement 2003, Tokyo, 21–24 July 2003, eds. H. Suganuma *et al.*, World Scientific, Singapore, 383.
- [150] Ali Khan A. *et al.* 2003, Nucl. Phys. **B** (Proc. Suppl.) 119, 419.
- [151] Procura M., Hemmert T.R. and Weise W, 2004, Phys. Rev. D **69**, 034505.
- [152] Becher T. and Leutwyler H. 1999, Eur. Phys. J. **C9**, 643.
- [153] Bernard V., Hemmert T.R. and Meiner U.-G. 2004, Nucl. Phys. **A732**, 149.
- [154] Frink M. and Meiner U.G. 2004, JHEP 0407, 028.
- [155] Tiburzi B.C. and Walker-Loud A. 2005, Nucl. Phys. **A748** 51.
- [156] Tiburzi B.C. 2005, Phys. Rev. D **71**, 034501.
- [157] Bruns P.C. and Meiner U.G. 2005, Eur. Phys. J. **C40**, 97.
- [158] Hasenfratz P. and Leutwyler H. 1990, Nucl. Phys. **B343**, 241.

- [159] Thomas A.W. 2003, Nucl. Phys. **B** (Proc. Suppl.) 119, 50.
- [160] Becirevic D. and Villadoro G. 2004, Phys. Rev. D **69**, 054010.
- [161] Arndt D. and C.-J.D.Lin 2004, Phys. Rev. D **70**, 014503.
- [162] Eichten E. and Hill B. 1990, Phys. Lett. **B 234**, 511.
- [163] Duncan A. *et al.* 1995, Phys. Rev. D **51**, 5101.
- [164] Heitger J. and Sommer R. 2004, JHEP 0402, 022.
- [165] Heitger J. *et al.* 2004, ALPHA Collaboration, JHEP 0411, 048.
- [166] Morningstar C. 1993, Phys. Rev. D **48**, 2265;
Morningstar C. 1994, Phys. Rev. D **50**, 5902.
- [167] Morningstar C. and Shigemitsu J. 1998, Phys. Rev. D **57**, 6741.
- [168] Ali Khan A. *et al.* 2001, CP-PACS Collaboration, Phys. Rev. D **64**, 054504.
- [169] Davies C.T.H. 1994, Phys. Rev. D **50**, 6963.
- [170] Collins S. *et al.* 1996, Phys. Rev. D **54**, 5777.
- [171] Morningstar C. and Shigemitsu J. 1999, Phys. Rev. D **59**, 094504.
- [172] Ishikawa K.-I. *et al.* 2000, JLQCD Collaboration, Phys. Rev. D **61**, 074501.
- [173] Collins S. *et al.* 2001, Phys. Rev. D **63**, 034505.
- [174] Kurth M. and Sommer R. 2001, Nucl. Phys. **B597**, 488.
- [175] El-Khadra A.X., Kronfeld A.S. and Mackenzie P.B. 1997, Phys. Rev. D **55**, 3933;
Oktay M. *et al.* 2004, Nucl. Phys. **B** (Proc Suppl.) **129**, 349.
- [176] Kronfeld A. 2000, Phys. Rev. D **62**, 014505.
- [177] Aoki S. *et al.* 2004, Invited talk at YITP Mini-workshop on Lattice Field Theory, Kyoto, Japan, 24-28 May 2004, hep-lat/0409001.
- [178] Matsufuru H. *et al.* 2004, talk at Lattice 2004, Fermilab, Illinois, 21-26 June 2004, hep-lat/0412027.
- [179] Foley J., Peardon M., Ryan S. 2004, talk at Lattice 2004, Fermilab, Illinois, 21-26 June 2004, hep-lat/0410005;
Foley J. *et al.* 2004, hep-lat/0405030.
- [180] Klassen T. 1999, Nucl. Phys. Proc. Suppl. **73**, 918.
- [181] Liao X. and Manke T. 2002, Phys. Rev. **D65**, 074508.
- [182] Liao X. and Manke T. 2002, hep-lat/0210030.
- [183] Bernard C. 2001, plenary talk at Lattice 2000, Nucl. Phys. (Proc. Suppl.) **94**, 159.
- [184] Kronfeld A.S. 2004, plenary talk at Lattice 2003, Nucl. Phys. (Proc. Suppl.) **129**, 46.

- [185] Ebert D., Faustov R.N. and Galkin V.O. 1998, Phys. Rev. D **57**, 5663 and erratum *ibid.* **59**, 019902.
- [186] Davies C.T.H. *et al.* 1994, Phys. Rev. Lett. **73**, 2654.
- [187] Manke T. *et al.* 1997, Phys.Lett. **B 408**, 308.
- [188] Davies C.T.H. *et al.* 1998, Phys. Rev. D **58**, 054505.
- [189] Gottlieb S. 2004, plenary talk at Lattice 2003, Nucl. Phys. (Proc. Suppl.) **129**, 17.
- [190] Davies C.T.H. *et al.* Phys. Rev. D **52**, 6519.
- [191] Ali Khan A. *et al.* 1996, Phys. Rev. D **53**, 6433.
- [192] Ali Khan A. *et al.* 2000, CP-PACS Collaboration, Nucl. Phys. **B** (Proc. Suppl.) **83**, 265.
- [193] Ali Khan A. *et al.* 1999, Nucl. Phys. (Proc. Suppl.) **73**, 345.
- [194] Albrecht Z. *et al.* 2004, DELPHI Collaboration, <http://delphiwww.cern.ch/pubxx/conferences/beijing>.
- [195] Mathur N., Lewis R. and Woloshyn R.M. 2002, Phys. Rev. D **66**, 014502.
- [196] Wingate M. *et al.* 2003, Phys. Rev. D **67**, 054505.
- [197] Lewis R. and Woloshyn R.M. 2000, Phys. Rev. D **62**, 114507.
- [198] Wingate M. *et al.* 2003, Nucl. Phys. Proc. Suppl. **119**, 604.
- [199] Ebert D., Faustov R.N. and Galkin V.O. 2000, Phys. Rev. D **62**, 034014.
- [200] Shakespeare N.H. and Trottier H.D. 1998, Phys. Rev. D **58**, 034502;
Shakespeare N.H. and Trottier H.D. 1999, Nucl. Phys. (Proc. Suppl.) **73**, 342.
- [201] Politzer H.D. and Wise M.B. 1988, Phys. Lett. **B 206**, 681.
- [202] Lüscher M. 1998, Lectures given at the Les Houches Summer School *Probing the Standard Model of Particle Interactions*, 28 July - 5 September, 1997, hep-lat/9802029.
- [203] Della Morte M. 2004 *et al.*, Phys. Lett. **B581**, 93;
Jüttner A. and Rolf J. 2003, ALPHA Collaboration, Phys. Lett. **B560** (2003) 59;
Rolf J. and Sint S. 2002, ALPHA Collaboration, JHEP **12**, 007.
- [204] Rolf J. *et al.* 2004, Nucl. Phys. **B** (Proc Suppl.) **129**, 322.
- [205] Jüttner A. 2004, Ph.D. thesis, Humboldt University of Berlin 2004.
- [206] Leutwyler H. 2002, Czech. J. Phys. **52**, B9.
- [207] Colangelo G., Gasser J. and Leutwyler H. 2001, Phys. Rev. Lett. **86**, 5008;
Ananthanarayan B. *et al.* 2004, to appear in Phys. Lett. B, hep-ph/0409222.
- [208] Göckeler M. 2004, plenary talk at Hadron Physics I3 Topical Workshop, St. Andrews, UK, August 2004, hep-lat/0412013.

- [209] Aubin C. 2004 *et al.*, HPQCD, MILC and UKQCD Collaborations, Phys. Rev. D **70**, 031504.
- [210] Collins S. *et al.* 1997, Phys. Rev. D **55**, 1630.
- [211] Brambilla N. *et al.* 2005, report of the Quarkonium Working Group, to appear as CERN Yellow Report, hep-ph/0412158.
- [212] Hernandez O. and Hill B. 1994, Phys. Rev. D **50**, 495.
- [213] Bernard C. and DeGrand T., in preparation;
see also a discussion in Bernard C. *et al.* 2002, Phys. Rev. D **66**, 094501, section II
A. Aoki S. *et al.* 2003, CP-PACS Collaboration, Phys. Rev. D **67**, 034503.
- [214] Shushpanov I.A. and Smilga A.V. 1999, Phys. Rev. D **59**, 054013.
- [215] Borasoy B. and Lewis R., Phys. Rev. D **71**, 014033.
- [216] Sharpe S.R. and Shores N. 2000, Phys. Rev. D **62**, 094503.
- [217] Rupak G. and Shores N. 2002, Phys. Rev. D **66**, 054503.
- [218] Aoki S. 2003, Phys. Rev. D **68**, 054508.
- [219] Bär O., Rupak G. and Shores N. 2004, Phys. Rev. D **70**, 034508.
- [220] Bär O. 2004, plenary talk at Lattice 2004, Fermilab, hep-lat/0409123.
- [221] Lee W. and Sharpe S. 1999, Phys. Rev. D **60**, 114503.
- [222] Wise M.B. 1993, CALT-68-1901, talk given at the Lepton-Photon-Conference, Cornell August 1993, hep-ph/9311212.
- [223] Luke M. and Manohar A.V. 1992, Phys. Lett. **B 286**, 348
Chen Y.-Q. 1993, Phys. Lett. **B 317**, 421.
- [224] Brambilla N. 2004, submitted to Rev. Mod. Phys., hep-ph/0410047.
- [225] Bjorken J.D. and Drell S.D. 1964, Relativistic Quantum Mechanics, Mc Graw-Hill, New York.
- [226] Della Morte M. *et al.* 2005, ALPHA Collaboration,
- [227] Bowler K.C. *et al.* 1996, UKQCD Collaboration, Phys. Rev. D **54**, 3619.
- [228] Burch T., Gattringer C. and Schäfer A. 2005, Nucl. Phys. (Proc. Suppl.) **140**, 347.
- [229] Green A.M. *et al.* 2004, UKQCD Collaboration, Phys. Rev. D **69**, 094505.
- [230] Aoki S. *et al.* 2004, JLQCD Collaboration, Phys. Rev. D **69**, 094512.
- [231] Alford M.G., Klassen, T.R. and Lepage G.P. 1998, Phys. Rev. D **58**, 034503.
- [232] Zieminska D. 2005, Nucl. Phys. (Proc. Suppl.) **140**, 162.
- [233] Bhattacharya T. *et al.* 1996, Phys. Rev. D **53**, 6486.
- [234] Michael C.M and Peisa J. 1998, UKQCD Collaboration, Phys. Rev. D **53**, 6486.

- [235] Mackenzie P., Ryan S. and Simone J. 1998, Nucl. Phys. **B** (Proc. Suppl.) **63**, 305.
- [236] Godfrey S. and Isgur N. 1985, Phys. Rev. D **32**, 189; Godfrey S. and Kokoski R. *ibid.* 1991, **43**, 1679.
- [237] Isgur N. 1998, Phys. Rev. D **57**, 4041.
- [238] Jenkins E. and Manohar A.V. 1992, Phys. Lett. B 294, 273.
- [239] Ebert D., Faustov R.N. and Galkin V.O. 2005, private communication.
- [240] Ebert D., Faustov R.N. and Galkin V.O. 2005, hep-ph/0504112.
- [241] Guo X.-H. and Thomas A.W. 2003, Phys. Rev. D **67**, 074005.
- [242] Di Pierro M. and Eichten E. 2001, Phys. Rev. D **64**, 114004.
- [243] Ali Khan A. 2004, in: Recent Research Developments in Physics **5**, ed. S.G. Pandalai, Transworld Research Network, Trivandrum, India, 409 (2004), updated version in hep-lat/0403006.
- [244] Bernard C. *et al.* 2002, Nucl. Phys. **B** (Proc. Suppl.) **119**, 613.
- [245] Ishikawa K.I., Onogi T. and Yamada N. 2000, Nucl. Phys. **B** (Proc. Suppl.) **83-84**, 301.
- [246] Boyle P. 1997, Ph.D. thesis, University of Edinburgh 1997.
- [247] Davies C.T.H. *et al.* 1996, Phys.Lett. B382, 131.
- [248] Shanahan H.P. *et al.* 1999, Phys. Lett. B453, 289.
- [249] Allison, A.F. *et al.* 2005, Phys. Rev. Lett. **94**, 172001.
- [250] Aoki S. *et al.* 1998, Phys. Rev. Lett. **80**, 5711.
- [251] Abada A. *et al.* 2000, Nucl. Phys. **B** (Proc. Suppl.) **83**, 268.
- [252] Lellouch L. and Lin C.-J.D. 2001, UKQCD Collaboration, Phys. Rev. D **64**, 094501.
- [253] El-Khadra A.X. *et al.* 1998, Fermilab Collaboration, Phys. Rev. D **58**, 014506.
- [254] Bernard C. *et al.* 2002, Phys. Rev. D **66**, 094501.
- [255] Guagnelli M. *et al.* 2002, Phys. Lett. **B 546**, 237.
- [256] de Divitiis G.M. *et al.* 2003, Nucl. Phys. **B672**, 372.
- [257] Wingate M. *et al.* 2004, Phys. Rev. Lett. **92**, 162001.
- [258] Gray A. *et al.* 2005, hep-lat/0507015.
- [259] Becirevic D. *et al.* 2003, Phys.Lett. B **563**, 150.
- [260] Onogi T. *et al.* 2004, Nucl Phys. **B** (Proc. Suppl.) **129** 373.
- [261] Bernard C. *et al.* 2005, Nucl. Phys. (Proc. Suppl.) **140**, 449.
- [262] Maynard C.M. 2002, UKQCD Collaboration, Nucl. Phys. **B** (Proc. Suppl.) **106**, 388 (2002).

- [263] Juettner A. and Rolf J. 2003, Phys. Lett. B560, 59.
- [264] Ryan S.M. 2002, plenary talk at Lattice 2001, Nucl. Phys. (Proc. Suppl.) **106**, 86.
- [265] Lellouch L. 2003, plenary talk at ICHEP 2002, Nucl. Phys. (Proc. Suppl.) **117**, 127.
- [266] Becirevic D. 2003, invited talk at the Workshop on the CKM Unitarity Triangle, IPPP Durham, 5-9 April 2003, hep-ph/0310072.
- [267] Wittig H. 2004, invited talk at the International Europhysics Conference on High Energy Physics EPS-HEP2003, 17-23 July 2003, Aachen, Germany, Eur. Phys. J. **C33**, S890.
- [268] Hashimoto S. 2004, plenary talk at ICHEP 2004, August 16-22, 2004, Beijing, China, hep-ph/0411126.
- [269] Narison S. 2001, Phys. Lett. **B 520**, 115.
- [270] Penin A. and Steinhauser M. 2002, Phys. Rev. D **65** 054006.
- [271] Jamin M. and Lange B.O. 2002, Phys. Rev. D **65**, 056005.
- [272] Braun V.M. 1999, talk at Heavy Flavors 8, Southampton, U.K., 25–29 July 1999, hep-ph/9911206; Braun V.M. 2004, private communication.
- [273] Ebert D., Faustov R.N. and Galkin V.O. 2002, Mod. Phys. Lett. **A 17**, 803.
- [274] Ebert D. *et al.* 2002, Phys. Rev. D **66**, 014008.
- [275] Brambilla N., Vairo A. and Röscher T. 2005, hep-ph/0506065.
- [276] Martinelli G. and Sachrajda C.T. 1996, Nucl. Phys. **B478**, 66.

Ref.	$\Delta M(B)[\text{MeV}]$	$\Delta M(B_s)[\text{MeV}]$
$B_0^* - B$		
Lattice		
[85], $a \sim 1.1\text{GeV}^{-1}$		400(30)($^{19}_0$)
[85], $a \sim 2.6\text{GeV}^{-1}$		295(45)($^{11}_0$)
[77]	374(37)	357(27)(9_5)
[197]	475($^{19}_{20}$)	451($^{15}_{16}$)
[196], 1l		442(56)
[196], 1l		471(25)
[196], 1l		315(105)
[196], 1l		425(60)
[196], Asq		285(78)
[196], Asq		523(94)
[196], Asq		403(56)
[229]		386(31)
[228]	408(67)	419(37)
average	402(41)($^{33}_7$)	382(23)($^{27}_{13}$)
Model calculations		
[236]	450	440
[185]	453	466
[242]	427	431
$B_2^* - B$		
Lattice		
[85], $a \sim 1.1\text{GeV}^{-1}$		402(78)($^{20}_0$)
[85], $a \sim 2.6\text{GeV}^{-1}$		474(62)($^{16}_0$)
[77]	526(45)	493(26)
[197]	493($^{29}_{32}$)	478($^{22}_{24}$)
[192]	426(17)	
[229]		534(52)
[228]	440(77)	455(41)
average	498(49)($^{42}_8$)	487(31)($^{44}_8$)
Model calculations		
[236]	450	490
[185]	453	469
[242]	435	447

Table 12: $B_2^* - B$ splittings. Only statistical errors and, where quoted by the authors, errors due to chiral extrapolation and fixing the b quark mass are shown.

Ref.	$\Delta M(B)[\text{MeV}]$	$\Delta M(B_s)[\text{MeV}]$
Lattice		
[85], $a \sim 1.1\text{GeV}^{-1}$		41(94)($_{0}^{14}$)
[85], $a \sim 2.6\text{GeV}^{-1}$		179(65)($_{0}^{6}$)
[77]	155(32)	136(23)
[197]	18($_{38}^{36}$)	27($_{29}^{27}$)
[229]		148(61)
[228]	32(87)	36(55)
average	98(47)($_{0}^{10}$)	101(25)($_{0}^{11}$)
Model calculations		
[236]	40	50
[237]	-155	
[185]	-5	3
[242]	7	16

Table 13: P state fine structure of B mesons. Errors include statistical uncertainties and uncertainties due to chiral extrapolation and in determination of the b quark mass.

Ref.	$\Lambda_b - \overline{B}$ [MeV]	$\overline{\Sigma}_b - \Lambda_b$ [MeV]
Lattice		
[227]	338($^{61}_{52}$)	186($^{61}_{76}$)
[77]	370(67)	221(71)
[195], $a_s = 1.1\text{GeV}^{-1}$	361($^{103}_{108}$)	156($^{39}_{33}$)
[195], $a_s = 0.9\text{GeV}^{-1}$	367($^{108}_{110}$)	191($^{38}_{37}$)
[230]	389(44)	122(65)
[192], quenched	361(22)	
[122], $N_f = 2$	545(40)(22)	
[192], $N_f = 2$	417(19)	
quenched average	372(33)($^{33}_5$)	174(28)($^{15}_2$)
Models		
[238]	312	196
[143]		217
[185, 240] 308		202
[143] c quark		212
Experiment		
[144]	311(10)	
Ref.	$\Sigma_b^* - \Sigma_b$ [MeV]	$\Omega_b^* - \Omega_b$ [MeV]
Lattice		
[77]	19(7)	18(4)
[195], $a_s = 1.1\text{GeV}^{-1}$	22(12)	18(9_8)
[195], $a_s = 0.9\text{GeV}^{-1}$	24($^{13}_{12}$)	20(9)
[230]	10(12)	7(4)
average	18(8)(4_0)	13(7)(3_0)
Models		
[143]	10	
[238]	8	
[240]	29	23

Table 14: b baryons. Only statistical errors and, where applicable, systematical errors due to scale setting except for the quenched scale ambiguity and fitting are shown.

aM_0	$a\Delta_{HL}$	$aE_{sim}(\kappa_s)$	$aM_{PS}(\kappa_s)$	$M_{PS}(\kappa_s)[\text{GeV}]$	$aq^* = 1$	$aq^* = \pi$
1.71	1.73(10)	0.513(3)	2.24(10)	4.46(22)	0.169(4)	0.172(4)
2.0	2.02(9)	0.515(4)	2.54(9)	5.05(21)	0.169(3)	0.174(3)
4.0	4.07(5)	0.528(4)	5.00(5)	9.95(22)	0.169(3)	0.187(4)
8.0	7.63(16)	0.527(6)	8.16(16)	16.24(45)	0.167(5)	0.195(5)

Table 15: Parameters and results for strange heavy-light mesons from [76]. The last two columns show renormalized decay matrix elements $a^{3/2}f\sqrt{M}$ for matching scales q^* .

$N_f = 0$		$N_f = 2$
NRQCD		
$f_B[\text{MeV}]$	191(4)(27)	204(8)(29)
$f_{B_s}[\text{MeV}]$	220(4)(31)	242(9)(34)
relativistic		
$f_B[\text{MeV}]$	188(3)(26)	208(10)(29)
$f_{B_s}[\text{MeV}]$	220(2)(31)($^{+8}_{-0}$)	250(10)(35)($^{+8}_{-0}$)
$f_D[\text{MeV}]$	218(2)(39)	225(14)(40)
$f_{D_s}[\text{MeV}]$	250(1)(45)($^{+6}_{-0}$)	267(13)(48)($^{10}_{-0}$)

Table 16: Heavy-light decay constants from [135, 168]. The scale is set using $m\rho$.

Ratios of decay constants				
Ref.	scale	$f_B^{N_f=2}/f_B^{N_f=0}$	Ref.	f_{B_s}/f_{D_s}
[254]	f_π	1.10(6)	[135]($N_f = 0$)	0.88(1)
[254]	m_ρ	1.19(6)	[254]($N_f = 0$)	0.891(12)($^{40}_{34}$)
[135]	m_ρ	1.11(6)	[203]($N_f = 0$)	0.81(6)
[168]	m_ρ	1.07(5)	[135]($N_f = 2$)	0.94(6)
[168]	$\Upsilon(\overline{P} - \overline{S})$	0.97(5)	[254]($N_f = 2$)	0.922(13)($^{68}_{55}$)
[262](f_{D_s})	r_0	0.98(4)		

Table 17: Ratios of decay constants. The first error is statistical, the second the systematical errors given by the authors added in quadrature, where applicable.

Ref.	scale	f_B [MeV]	f_{B_s} [MeV]
Lattice			
$N_f = 0$			
[250]	m_ρ	173(4)(13)	199(3)(14)
[253]	f_K	164($^{14}_{11}$)(8)	185($^{13}_8$)(9)
[99]	m_ρ	147(11)($^{13}_{16}$)	175(8)(16)
[172]	$\sqrt{\sigma} = 427\text{MeV}$	170(5)(15)	191(4)(17)
[251]	$\frac{M_K^*}{M_K}, M_K^*$	173(13)($^{34}_2$)	196(11)($^{42}_0$)
[86]	f_π	195(6)($^{23}_{24}$)	220(6)($^{23}_{28}$)
[252]	f_K	177(17)(22)	204(12)($^{24}_{23}$)
[173]	m_ρ		187(4)(15)
[135]	m_ρ	188(3)(26)	220(2)($^{32}_{31}$)
[168]	m_ρ	191(4)(27)	220(4)(31)
[101]	$\frac{M_K^*}{M_K}, M_K^*$	174(22)(8_0)	204(15)(8_0)
[254]	f_π	173(6)(16)	199(5)($^{23}_{22}$)
[255]	r_0	170(11)(23)	192(9)(25)
[256]	r_0		192(6)(4)
[203]	r_0		205(12)
[196]	r_0		225(9)(34)
average1		175(7)($^{48[21]}_4$)	198(5)($^{46[9]}_{16}$)
average2			201(6)($^{51[13]}_{13}$)
$N_f = 2$			
[122]	m_ρ	186(5)(25)	215(3)($^{28}_{29}$)
[135]	m_ρ	208(10)(29)	250(10)($^{36}_{35}$)
[168]	m_ρ	204(8)(29)	242(9)(34)
[254]	f_π	190(7)($^{25}_{17}$)	217(6)($^{36}_{28}$)
[120]	m_ρ	191(10)($^{10}_{22}$)	215(9)($^{14}_{13}$)
[260]	$r_0 = 0.49\text{fm}$	181(7)($^{20}_{29}$)	
average1		190(10)($^{55[6]}_{13}$)	226(15)($^{53[7]}_2$)
average2			226(15)($^{55[8]}_1$)
$N_f = 2 + 1$			
[257, 258]	$\Upsilon(2S - 1S), r_1$	216(9)(20)	260(7)(28)

Table 18: f_B and f_{B_s} from the lattice. Statistical errors and systematical errors given by the authors are included, adding the systematical errors in quadrature. The method to set the scale is indicated in the second column. The first error on the averages is due to the statistical and systematical errors of the individual results, while the second error is from chiral extrapolation uncertainties and scale ambiguities as explained in the text.

Ref.	f_B [MeV]	f_{B_s} [MeV]
Sum rules		
[269]	203(23)	236(30)
[270]	206(20)	
[271]	210(19)	244(21)
[272]	180 – 190(30)	
Potential models		
[273]	178(15)	196(20)

Table 19: f_B and f_{B_s} from sum rule and potential model calculations.