

Group-theoretical construction of extended baryon operators in lattice QCD

S. Basak,¹ R.G. Edwards,² G.T. Fleming,³ U.M. Heller,⁴ C. Morningstar,⁵ D. Richards,² I. Sato,¹ and S. Wallace¹

¹*Department of Physics, University of Maryland, College Park, MD 20742, USA*

²*Thomas Jefferson National Accelerator Facility, Newport News, VA 23606, USA*

³*Sloane Physics Laboratory, Yale University, New Haven, CT 06520, USA*

⁴*American Physical Society, Ridge, NY 11961-9000, USA*

⁵*Department of Physics, Carnegie Mellon University, Pittsburgh, PA 15213, USA*

(Dated: June 27, 2005)

The design and implementation of large sets of spatially-extended, gauge-invariant operators for use in determining the spectrum of baryons in lattice QCD computations are described. Group-theoretical projections onto the irreducible representations of the symmetry group of a cubic spatial lattice are used in all isospin channels. The operators are constructed to maximize overlaps with the low-lying states of interest, while minimizing the number of sources needed in computing the required quark propagators. Issues related to the identification of the spin quantum numbers of the states in the continuum limit are addressed.

PACS numbers: 12.38.Gc, 11.15.Ha, 12.39.Mk

I. INTRODUCTION

Spectroscopy is a powerful tool for uncovering the important degrees of freedom of a physical system and the interaction forces between them. The spectrum of quantum chromodynamics (QCD) is indeed very rich: conventional baryons (nucleons, Δ , Λ , Ξ , Ω , ...) and mesons (π , K , ρ , ϕ , ...) have been known for nearly half a century, but other higher-lying *exotic* states, such as glueballs, four-quark states, and so-called hybrid mesons and hybrid baryons bound by an excited gluon field, have proved more elusive, mainly because our theoretical understanding of such states is insufficient, making their identification problematical.

Recent discoveries of several new hadronic resonances have generated much excitement in the field of hadron spectroscopy. The E852 collaboration[1] reported a signal for a 1^{-+} hybrid meson decaying into $\rho\pi$ with a mass near 1.6 GeV, though the significance of this result has been questioned[2]. Another exotic 1^{-+} candidate at 1.4 GeV has been tentatively identified in the $\eta\pi$ channel by E852[3], VES[4], KEK[5], and Crystal Barrel[6]. The first observation of a doubly-charmed baryon has been reported[7], and evidence for the possible existence of a strangeness $S = 1$ pentaquark state has emerged at SPring-8, JLab, and elsewhere[8, 9, 10, 11]. Interest in excited baryon resonances has also been raised by experiments dedicated to mapping out the N^* spectrum in Hall B at the Thomas Jefferson National Accelerator Facility (JLab), and the search for hybrid mesons and glueballs is intensifying due to the Hall D initiative at JLab and experiments at CLEO-c.

Unfortunately, our understanding of many conventional and excited hadron resonances is vestigial and comes only from QCD-inspired phenomenological models, such as the bag model, the nonrelativistic quark model, and quark-diquark models, or from approaches, such as QCD sum rules and methods based on Schwinger-Dyson equations, which use approximations whose justifi-

cations are unclear. There are a growing number of resonances which cannot be easily accommodated within quark models. States bound by an excited gluon field, such as hybrid mesons and baryons, are still poorly understood. The natures of the Roper resonance and the $\Lambda(1405)$ remain controversial. Experiment shows that the first excited positive-parity spin-1/2 baryon lies below the lowest-lying negative-parity spin-1/2 resonance, a fact which is difficult to reconcile in quark models. Given the current surge in experimental activity, the need for an understanding of such states from QCD itself has never been greater.

This need has motivated us to undertake a comprehensive *ab initio* study of the hadron spectrum in QCD. Presently, Monte Carlo estimates of QCD path integrals defined on a space-time lattice offer the best way to make progress in this regard, so this is the calculational approach we have adopted. The Monte Carlo approach has been used to investigate hadrons throughout the past two decades, but the number of states studied to date has been somewhat limited. The novel feature of our approach will be its comprehensiveness. Given the vast amount of experimental data being generated at accelerator facilities, such as Jefferson Lab, there is an urgency to investigate the spectrum (masses, widths, transition rates, form factors, and so on) as completely as possible.

Our first goal is to calculate the masses of as many low-lying hadron resonances as possible in QCD using Monte Carlo techniques. The masses and widths of resonances (unstable hadrons) cannot be calculated directly in finite-volume Monte Carlo computations, but must be deduced from the discrete spectrum of finite-volume stationary states for a range of box sizes[12, 13, 14, 15]. The rigorous application of such techniques to obtain the resonance parameters to high accuracy would require vast computational resources, but our goal here is merely to obtain a first exploratory scan of the spectrum of QCD, not to pin down each mass to very high precision. Hence, simply obtaining the finite-volume spectrum for a few

judiciously-chosen volumes should suffice for ferreting out the hadron resonances from the less interesting scattering states and may even give qualitative information about preferred decay modes.

To compute the finite-volume stationary state energies, the temporal correlations $C_{ij}(t) = \langle 0 | T O_i(t) \bar{O}_j(0) | 0 \rangle$, where T denotes time-ordering, of a set of operators $\bar{O}_j(0)$ which create the states of interest at an initial time $t = 0$ with a corresponding set of operators $O_i(t)$ which annihilate the states of interest at a later time t must be determined. The correlation functions $C_{ij}(t)$ can be expressed in terms of path integrals over the quark and gluon fields, and when formulated on a Euclidean space-time lattice, such path integrals can be estimated using the Monte Carlo method with Markov-chain importance sampling. Incorporating the quark-field effects into the Monte Carlo updating for realistically light quark masses remains a challenge, but there is steady progress with improving algorithms and increasing computational power.

The procedure for extracting the lowest stationary-state energies E_0, E_1, E_2, \dots from the hermitian matrix of correlation functions $C_{ij}(t)$ is well known[16, 17]. Let $\lambda_n(t, t_0)$ denote the eigenvalues of the hermitian matrix $C(t_0)^{-1/2} C(t) C(t_0)^{-1/2}$, where t_0 is some fixed reference time (typically small) and the eigenvalues, also known as the *principal* correlation functions, are ordered such that $\lambda_0 \geq \lambda_1 \geq \dots$ as t becomes large. Then one can show that

$$\lim_{t \rightarrow \infty} \lambda_n(t, t_0) = e^{-E_n(t-t_0)} \left(1 + O(e^{-\Delta_n(t-t_0)}) \right), \quad (1)$$

$$\Delta_n = \min_{k \neq n} |E_k - E_n|. \quad (2)$$

Determinations of the principal correlators $\lambda_n(t, t_0)$ for sufficiently large temporal separations t yield the desired energies E_n .

The above equations illustrate the difficulties which must be faced in order to extract the stationary state energies E_0, E_1, \dots from the temporal correlations of the hadronic operators. In each principal correlator, there are contaminating contributions from all other states which can be created and annihilated by the operators used. In order to reliably extract the single decaying exponential of interest, the obscuring contributions from all of these other states must somehow be suppressed.

There are two crucial ingredients in reducing the unwanted contributions in $\lambda_n(t, t_0)$. The first is to use sufficiently large values of t . However, there are often practical considerations which limit how large t can be, and the statistical uncertainties in the Monte Carlo estimates of the correlation functions generally increase with t . The second, and more important, consideration in suppressing the contamination in $\lambda_n(t, t_0)$ is to use cleverly-devised operators which couple minimally to the unwanted states.

Successfully extracting the spectrum of QCD in our Monte Carlo computations will hinge crucially on using carefully designed hadronic operators. Excited meson and baryon resonances are expected to be large objects,

so the use of spatially-extended operators is important. Since our calculations will be carried out on hypercubic space-time lattices, the energies of states in all irreducible representations (irreps) of the O_h cubic point group must be determined in order to identify the continuum-limit spin J of each physical state. Because determining the mass of a particular resonance requires determining the energies of all lower-lying stationary states, including scattering states, the set of operators we use must include not only meson and baryon operators, but also multi-hadron operators. Another very important fact to keep in mind is the computational cost of evaluating quark propagators, especially for light quark masses. Hence, our operators must be devised with an eye towards minimizing the number of sources needed to calculate the required quark propagators.

Designing the hadronic operators is an important first step in our comprehensive study of the mass spectrum in lattice QCD. From the above considerations, the guiding principles in devising our operators are maximizing overlaps with the states of interest while minimizing the number of quark-propagator sources. Although operators for baryons, mesons, and their scattering states will be needed, we restrict our attention to the construction of the three-quark baryon operators in this first paper. Due to the complexity of these calculations and the importance of providing checks on our final results, we have been pursuing two different approaches to constructing the baryon interpolating field operators. Only one approach is described here; an alternative approach based on Clebsch-Gordan techniques will appear elsewhere[18]. Meson and multi-hadron operators will be detailed in subsequent works. Furthermore, this paper deals only with issues related to the construction and utilization of these operators. Results from Monte Carlo calculations using these operators will be presented in later publications.

This paper is organized as follows. An overview of our approach to constructing the hadronic operators is first outlined in Sec. II. Our operators are assemblages of basic building blocks, which are described in Sec. III, along with the conventions we use for the Dirac γ -matrices and in Wick rotating into Euclidean space-time. These basic building blocks are then combined into gauge-invariant three-quark operators (referred to as elemental operators) having appropriate flavor structure in Sec. IV. Projections onto the rotation-reflection symmetry sectors produce the final operators in Sec. V. Issues related to the use of these projections in constructing the baryon propagators are discussed in Sec. VI. Concluding remarks and plans for future work are outlined in Sec. VII.

II. OVERVIEW OF OPERATOR CONSTRUCTION

Devising relativistic hadronic operators in continuous space-time usually involves combining Dirac spinors

to form Lorentz scalars, pseudoscalars, vectors, axial-vectors, and so on, using the Dirac γ -matrices and the charge conjugation matrix C satisfying $C \gamma_\mu C^{-1} = -\gamma_\mu^T$. It has been common practice in lattice QCD simulations to use hadron operators built in a similar fashion through simply discretizing their continuum analogs. However, such an approach becomes very cumbersome when constructing higher spin states or complicated extended operators. Also, the above operators generally couple to states belonging to different J^P (spin-parity) symmetry sectors. Since the hypercubic lattice breaks Lorentz covariance, there is really no reason to construct operators according to Lorentz symmetries. Finally, we wish to extract a large portion of the low-lying spectrum, which means that large sets of operators will be needed to compute complete correlation matrices. Hence, the usual approach which mimics that used in continuous space-time is not feasible for our purposes.

Instead, we advocate an approach which more directly combines the physical characteristics of baryons with the symmetries of the lattice regularization of QCD. Recall that baryon states are characterized by their total momentum \mathbf{p} , their total (half-integral) spin J , a projection λ of this spin onto some axis (the z -axis or the momentum, say), their parity $P = \pm 1$, and their quark flavor content. The masses of the light u and d quarks are very nearly equal, and therefore, we work in the approximation that $m_u = m_d$. In this approximation, the theory has an exact isotopic spin symmetry, and states carry two more labels, total isospin I and its projection I_3 onto a given axis. The other flavor quantum numbers which label the states are strangeness S , charm C , and bottomness B (we do not consider the top quark). In our calculations, isospin remains an exact symmetry since we neglect electromagnetic interactions.

Since our simulations will be performed using a hypercubic space-time lattice, our operators should be classified according to the symmetries of the lattice, rather than the full rotational symmetries of continuous space-time. Of course, we expect to recover the symmetries of the space-time continuum as the lattice spacing is made small. Since we are interested only in determining the masses of the baryon states, we restrict our attention to representations corresponding to zero total three-momentum $\mathbf{p} = \mathbf{0}$. Hence, our operators must be invariant under all allowed spatial translations and we require that they transform under spatial rotation-reflection symmetry operations according to the irreducible representations of the octahedral point group O_h . These irreducible representations are the lattice analogs of the continuum J^P labels, and the row of the representation is the analog of the spin projection λ . Thus, our (annihilation) operators can be written

$$B_i^{\Lambda\lambda F}(t) = \sum_{\mathbf{x}} B_i^{\Lambda\lambda F}(\mathbf{x}, t), \quad (3)$$

where Λ indicates the irreducible representation of O_h , λ is the row of the Λ representation, F denotes all of the

quantum numbers associated with the flavor content of the operator, and i labels the different operators in the $\Lambda\lambda F$ symmetry sector. Under a symmetry operation R , these operators transform according to

$$U_R B_i^{\Lambda\lambda F}(t) U_R^\dagger = \sum_{\mu} B_i^{\Lambda\mu F}(t) \Gamma_{\mu\lambda}^{(\Lambda)}(R)^*, \quad (4)$$

$$U_R \bar{B}_i^{\Lambda\lambda F}(t) U_R^\dagger = \sum_{\mu} \bar{B}_i^{\Lambda\mu F}(t) \Gamma_{\mu\lambda}^{(\Lambda)}(R), \quad (5)$$

where U_R denotes the quantum operator which effects the symmetry operation corresponding to group element R (not to be confused with the gauge link variables), and $\Gamma_{\mu\lambda}^{(\Lambda)}(R)$ are the elements of the Λ representation matrix corresponding to group element R . For baryons, we are only interested in states corresponding to half-integral spin J in the continuum limit, so we can restrict our attention to the six spinorial representations of O_h . There are four two-dimensional irreducible representations G_{1g}, G_{1u}, G_{2g} , and G_{2u} (adopting a Mulliken-like naming convention), and two four-dimensional representations H_g and H_u . These representations will be discussed in greater detail later.

Our general approach to constructing the $B_i^{\Lambda\lambda F}(t)$ operators is to (1) first identify appropriate basic “building blocks” to use in constructing all baryon operators, (2) devise simple *elemental* operators containing the appropriate flavor and color structure, then (3) apply appropriate group-theoretical projection operators to find linear combinations of the elemental operators with the desired transformation properties under the symmetry group of a spatial cubic lattice. Let $B_i^F(t) = \sum_{\mathbf{x}} B_i^F(\mathbf{x}, t)$ denote a gauge-invariant elemental operator with the appropriate quark flavor content and which is invariant under allowed spatial translations, then an operator which transforms according to the row λ of the Λ irreducible representation is obtained using

$$\mathcal{B}_i^{\Lambda\lambda F}(t) = \frac{d_\Lambda}{g_{O_h^D}} \sum_{R \in O_h^D} \Gamma_{\lambda\lambda}^{(\Lambda)}(R) U_R B_i^F(t) U_R^\dagger, \quad (6)$$

where O_h^D is the double group of O_h , R denotes an element of O_h^D , $g_{O_h^D}$ is the number of elements in O_h^D , and d_Λ is the dimension of the Λ irreducible representation. Projections onto the double-valued irreps of O_h require using the double group O_h^D in Eq. (6). Given M_B elemental B_i^F operators, many of the projections in Eq. (6) vanish or lead to linearly-dependent operators, so one must then choose suitable linear combinations of the projected operators to obtain a final set of independent baryon operators. Thus, in each symmetry channel, one ends up with a set of r operators given in terms of a linear superposition of the M_B elemental operators:

$$B_i^{\Lambda\lambda F}(t) = \sum_{j=1}^{M_B} c_{ij}^{\Lambda\lambda F} B_j^F(t), \quad i = 1 \dots r. \quad (7)$$

Note that the expansion coefficients in the $\overline{B}_i^{\Lambda\Lambda F}$ operators are the complex conjugates of those in $B_i^{\Lambda\Lambda F}$:

$$\overline{B}_i^{\Lambda\Lambda F}(t) = \sum_{j=1}^{M_B} c_{ij}^{\Lambda\Lambda F*} \overline{B}_j^F(t), \quad i = 1 \dots r. \quad (8)$$

III. THE BASIC BUILDING BLOCKS

The oscillating path integral weight e^{iS_M} in quantum field theory, where S_M is the action defined in Minkowski space-time and using natural units $\hbar = c = 1$, is unsuitable for applying the Monte Carlo method to evaluate the correlation functions of the theory via Feynman path integrals. A rotation to imaginary time $t \rightarrow -i\tau$, where τ is real, leads to path integrals with weight e^{-S} , where S is the action defined in Euclidean space-time. If S is real, the path integral weight is real and positive and, hence, can be interpreted as a probability, allowing the application of Monte Carlo methods with suitable importance sampling. The Euclidean action S is defined such that S is invariant under all symmetries of Euclidean space-time and all Green's functions of the theory are identical to the Green's functions of the Minkowski theory, analytically continued to imaginary time $t \rightarrow -i\tau$. Although our simulations employ a path integral quantization of the field theory, a canonical quantization viewpoint can be adopted when discussing the quantum operators.

Our conventions for the continuation from Minkowski space-time with metric $g_{\mu\nu} = \text{diag}(1, -1, -1, -1)$ into Euclidean space-time (imaginary time) are as follows. We define the following Euclidean space-time coordinates and derivatives (a subscript or superscript M indicates a Minkowski space-time quantity):

$$x^4 = x_4 = ix_M^0, \quad x^j = x_j = x_M^j = -x_j^M, \quad (9)$$

$$\partial^4 = \partial_4 = -i\partial_0^M, \quad \partial^j = \partial_j = -\partial_j^M = \partial_j^M, \quad (10)$$

for spatial directions $j = 1, 2, 3$. The metric in Euclidean space-time is $\delta^{\mu\nu}$ so there is no distinction between covariant and contravariant indices. Our Monte Carlo calculations will be carried out using a hypercubic space-time lattice, and we require that the lattice spacings in the three spatial directions are the same, denoted by a_s ; the temporal lattice spacing a_t may differ from a_s , allowing us to exploit the known benefits of anisotropic lattices. Throughout this paper, we set $a_s = 1$ to simplify the notation. Four-vectors of unit length pointing along the spatial axes of the lattice with a vanishing temporal component will be denoted by \hat{j} , \hat{k} , and so on, for $j, k = \pm 1, \pm 2, \pm 3$.

As usual in lattice gauge theory, the gluon field is introduced using the parallel transporter $U_\mu(x)$ given by the path-ordered exponential of the gauge field along each link connecting neighboring sites of the hypercubic lattice. We also introduce the spinor field $\psi_{a\alpha}^A(x)$ which annihilates a quark and creates an antiquark, where A

refers to the quark flavor, a refers to color, and α is the Dirac spin index, and the field $\overline{\psi}_{a\alpha}^A(x)$ which annihilates an antiquark and creates a quark. Unlike in Minkowski space-time, ψ and $\overline{\psi}$ must be treated as independent fields, so we emphasize that $\overline{\psi} \neq \psi^\dagger \gamma_4$. This is required in order to simultaneously satisfy Euclidean covariance of the fields, the canonical anticommutation relations, and the equality of the Euclidean two-point function with the relativistic Feynman propagator continued to imaginary times[19, 20]. Our Euclidean space-time Dirac- γ matrices are related to their Minkowski counterparts by

$$\gamma^4 = \gamma_4 = \gamma_M^0, \quad \gamma_k = \gamma^k = -i\gamma_M^k, \quad (11)$$

$$\{\gamma_\mu, \gamma_\nu\} = 2\delta_{\mu\nu}, \quad \gamma_\mu^\dagger = \gamma_\mu, \quad (12)$$

$$\gamma^5 = \gamma_5 = \gamma_4 \gamma_1 \gamma_2 \gamma_3 = \gamma_M^5. \quad (13)$$

Throughout this paper, we use the standard Dirac-Pauli representation for the γ -matrices:

$$\gamma_k = \begin{pmatrix} 0 & -i\sigma_k \\ i\sigma_k & 0 \end{pmatrix}, \quad \gamma_4 = \begin{pmatrix} I & 0 \\ 0 & -I \end{pmatrix}, \quad (14)$$

where the Pauli spin matrices are given by

$$\sigma_1 = \begin{pmatrix} 0 & 1 \\ 1 & 0 \end{pmatrix}, \quad \sigma_2 = \begin{pmatrix} 0 & -i \\ i & 0 \end{pmatrix}, \quad \sigma_3 = \begin{pmatrix} 1 & 0 \\ 0 & -1 \end{pmatrix}. \quad (15)$$

It has long been known that operators constructed out of smeared fields have dramatically reduced mixings with the high frequency modes of the theory. Thus, our operators are constructed using spatially-smoothed link variables $\tilde{U}_j(x)$ and spatially-smeared quark fields $\tilde{\psi}(x)$. The spatial links are smeared using either the stout-link procedure described in Ref. [21] or the method introduced in Ref. [22]. Note that only spatial staples are used in the link smoothening; no temporal staples are used, and the temporal link variables are not smeared. The smeared quark fields are defined by

$$\tilde{\psi}(x) = \left(1 + \frac{\sigma^2}{4n_\sigma} \tilde{\Delta}\right)^{n_\sigma} \psi(x), \quad (16)$$

$$\tilde{\overline{\psi}}(x) = \overline{\psi}(x) \left(1 + \frac{\sigma^2}{4n_\sigma} \overleftarrow{\tilde{\Delta}}\right)^{n_\sigma}, \quad (17)$$

where σ and n_σ are tunable parameters (n_σ is a positive integer) and the three-dimensional covariant Laplacian operators are defined in terms of the smeared link variables $\tilde{U}_j(x)$ as follows:

$$\tilde{\Delta}O(x) = \sum_{k=\pm 1, \pm 2, \pm 3} \left(\tilde{U}_k(x) O(x+\hat{k}) - O(x) \right), \quad (18)$$

$$\overline{O}(x) \overleftarrow{\tilde{\Delta}} = \sum_{k=\pm 1, \pm 2, \pm 3} \left(\overline{O}(x+\hat{k}) \tilde{U}_k^\dagger(x) - \overline{O}(x) \right), \quad (19)$$

where $O(x)$ and $\overline{O}(x)$ are operators defined at lattice site x with appropriate color structure, and noting that $\tilde{U}_{-k}(x) = \tilde{U}_k^\dagger(x - \hat{k})$. The smeared fields $\tilde{\psi}$ and $\tilde{\overline{\psi}}$ are

Grassmann-valued; in particular, these fields anticommute in the same way that the original fields do, and the square of each smeared field vanishes.

Our operators are designed with one eye on capturing the states of interest and the other eye on facilitating the efficient computation of the hadron correlation functions. Since the baryon resonances are expected to be large objects, the use of extended operators is crucial. Our choice of basic building blocks is motivated by the need to incorporate spatial extensions so as to facilitate the efficient and gauge-invariant assembly of many large hadron operators. To capture orbital structure, the quarks must be displaced in different directions, and to capture radial structure, the quarks must be displaced by different distances. To maintain gauge invariance, covariant displacements in terms of the gauge-field parallel transporters must be used. To simplify matters, we consider only straight-path displacements in the six directions along the axes of the spatial cubic lattice: $j = \pm 1, \pm 2, \pm 3$. Hence, we shall assemble our baryon (and later, meson) operators using the following basic building blocks:

$$\tilde{\psi}_{a\alpha}^A, \tilde{\bar{\psi}}_{a\alpha}^A, (\tilde{D}_j^{(p)} \tilde{\psi})_{a\alpha}^A, (\tilde{\bar{\psi}} \tilde{D}_j^{(p)\dagger})_{a\alpha}^A, \quad j = \pm 1, \pm 2, \pm 3,$$

where A is a flavor index, a is a color index, α is a Dirac spin index, and the p -link gauge-covariant displacement operator in the j -th direction is defined by

$$\tilde{D}_j^{(p)}(x, x') = \tilde{U}_j(x) \tilde{U}_j(x+\hat{j}) \dots \tilde{U}_j(x+(p-1)\hat{j}) \delta_{x', x+p\hat{j}}, \quad (20)$$

for $j = \pm 1, \pm 2, \pm 3$ and $p \geq 1$. In what follows, we can achieve a significant economy in the notation by defining a zero-displacement operator

$$\tilde{D}_0^{(p)}(x, x') = \delta_{xx'}, \quad (21)$$

to indicate no displacement. In this way, our basic building blocks can be listed more succinctly:

$$(\tilde{D}_j^{(p)} \tilde{\psi})_{a\alpha}^A, (\tilde{\bar{\psi}} \tilde{D}_j^{(p)\dagger})_{a\alpha}^A, \quad -3 \leq j \leq 3. \quad (22)$$

Sometimes it will be convenient to make the flavor quantum number more apparent by writing

$$\tilde{u}_{a\alpha}(x) \equiv \tilde{\psi}_{a\alpha}^u(x), \quad \tilde{d}_{a\alpha}(x) \equiv \tilde{\psi}_{a\alpha}^d(x), \quad (23)$$

and similarly for the s, c, b quarks. It is important to remember that the $\tilde{u}, \tilde{d}, \tilde{s}$, etc. operators so defined refer to smeared quark fields.

IV. THREE-QUARK ELEMENTAL OPERATORS

Having chosen the basic building blocks for our hadron operators listed in Eq. (22), the next step is to devise *elemental* baryon operators $B_i^F(t)$ having the appropriate color and flavor structure. These operators are chosen such that they are gauge-invariant and transform irreducibly under the isotopic spin symmetry. Explicitly

dealing with $SU(3)$ flavor symmetry is not necessary, as will be discussed below.

Gauge invariance is easily handled. Given three quarks with color indices a, b, c associated with the same lattice site x , there is only one way of combining the color indices to arrive at a locally gauge-invariant object: the use of the antisymmetric Levi-Civita symbol ε_{abc} . Similarly, covariantly-displaced quark fields must also be connected by an ε_{abc} coupling at a single lattice site. To simplify the operator construction, we consider only combinations of displaced quarks having the same displacement length p . Thus, all of our three-quark baryon operators are linear superpositions of gauge-invariant terms of the form

$$\Phi_{\alpha\beta\gamma;ijk}^{ABC}(t) = \sum_{\mathbf{x}} \varepsilon_{abc} \left((\tilde{D}_i^{(p)} \tilde{\psi})_{a\alpha}^A(\mathbf{x}, t) \times (\tilde{D}_j^{(p)} \tilde{\psi})_{b\beta}^B(\mathbf{x}, t) (\tilde{D}_k^{(p)} \tilde{\psi})_{c\gamma}^C(\mathbf{x}, t) \right). \quad (24)$$

The “barred” operators have the form



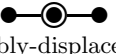



$$\bar{\Phi}_{\alpha\beta\gamma;ijk}^{ABC}(t) = \sum_{\mathbf{x}} \varepsilon_{abc} \left((\tilde{\bar{\psi}} \tilde{D}_k^{(p)\dagger})_{c\gamma'}^C(\mathbf{x}, t) \gamma_{\gamma'\gamma}^A \times (\tilde{\bar{\psi}} \tilde{D}_j^{(p)\dagger})_{b\beta'}^B(\mathbf{x}, t) \gamma_{\beta'\beta}^A (\tilde{\bar{\psi}} \tilde{D}_i^{(p)\dagger})_{a\alpha'}^A(\mathbf{x}, t) \gamma_{\alpha'\alpha}^A \right). \quad (25)$$

Note that the barred composite operator $\bar{\Phi}$ is defined differently than the barred fermion field operator $\bar{\psi}$ due to the presence of the γ_4 spin matrices in Eq. (25). Their presence is needed to ensure that the resulting correlation matrices satisfy the desirable property of hermiticity. These γ_4 matrices do not affect the transformation properties of these operators under proper spatial rotations and parity, although they do affect the Lorentz boost properties.

The simplest way to combine the basic building blocks previously described is to combine three quark fields at a single lattice site, corresponding to $i = j = k = 0$ in Eq. (24). We refer to these operators as single-site operators. Next, one of the three quarks can be displaced; such singly-displaced operators correspond to $i = j = 0, k \neq 0$ in Eq. (24). In these operators, the two quarks which are not displaced may be viewed as forming a localized diquark, so such operators may be important if baryon formation is dominated by a quark-diquark mechanism.

Two of the quarks can be displaced; they can be displaced either in opposite directions (doubly-displaced-I), or in orthogonal directions (doubly-displaced-L). In such operators, one can in general choose different lengths for the two displacements, but to simplify matters, we restrict our attention to the case in which both displacements have the same length p . Since the displacement of two quark fields essentially results in an object in which all three quarks are at different lattice sites, one may be tempted to exclude these operators in favor of triply-displaced operators. However, the relative importance of so-called Y -flux and Δ -flux formation of the gluon field in three-quark systems (the Δ is actually a quantum superposition of V -flux forms) is a much-discussed issue (see, for example, Refs. [23, 24, 25, 26, 27, 28, 29]).

TABLE I: The six types of three-quark $\Phi_{\alpha\beta\gamma;ijk}^{ABC}$ operators used, where A, B, C indicate the quark flavors, $1 \leq \alpha, \beta, \gamma \leq 4$ are Dirac spin indices, and $-3 \leq i, j, k \leq 3$ are displacement indices. Smeared quark fields are shown by solid circles, line segments indicate covariant displacements, and each hollow circle indicates the location of a color ε_{abc} coupling. To simplify matters, all displacements have the same length (p lattice links) in any given operator. Remember that a displacement index having a zero value indicates no displacement. The singly-displaced operators are meant to mock up a quark-diquark combination, and the doubly-displaced and triply-displaced operators are chosen since they may favor Δ -flux and Y -flux configurations, respectively.

Operator type	Displacement indices
	$i = j = k = 0$
single-site	
	$i = j = 0, k \neq 0$
singly-displaced	
	$i = 0, j = -k, k \neq 0$
doubly-displaced-I	
	$i = 0, j \neq k , jk \neq 0$
doubly-displaced-L	
	$i = -j, j \neq k , jk \neq 0$
triply-displaced-T	
	$ i \neq j \neq k , ijk \neq 0$
triply-displaced-O	

Hence, it is important to include some operators with significant overlap with a Δ -flux configuration, as well as operators with strong mixing with a Y -flux configuration. The doubly-displaced operators above are suitable for Δ -flux formation.

Lastly, all three quarks can be displaced (again, restricting attention to the case of equal distances). If two of the quarks are displaced in opposite directions, this produces a coplanar T-shape (triply-displaced-T); alternatively, the three quarks can be displaced in mutually orthogonal directions (triply-displaced-O). These operators are suitable for producing Y -flux configurations.

These operators, summarized and illustrated in Table I, allow a large number of baryon operators to be constructed using a relatively small number of quark propagator sources. For a given reference source site x , quark propagators must be evaluated using only a handful of different sources: for each quark mass value, we need a local source and displaced sources in at most each of the six directions. However, rotational invariance of the baryon correlation functions can be exploited to reduce the number of source displacement directions. For singly-displaced operators at the source, a simultaneous rotation of the source and sink can always be used to

TABLE II: Elemental baryonic operators which annihilate certain states of definite isospin I , maximal $I_3 = I$, and strangeness S , in terms of the gauge-invariant three-quark operators defined in Eq. (24).

Baryon	$I = I_3$	S	Annihilation operators
Δ^{++}	$\frac{3}{2}$	0	$\Phi_{\alpha\beta\gamma;ijk}^{uuu}$
Σ^+	1	-1	$\Phi_{\alpha\beta\gamma;ijk}^{uus}$
N^+	$\frac{1}{2}$	0	$\Phi_{\alpha\beta\gamma;ijk}^{uud} - \Phi_{\alpha\beta\gamma;ijk}^{duu}$
Ξ^0	$\frac{1}{2}$	-2	$\Phi_{\alpha\beta\gamma;ijk}^{ssu}$
Λ^0	0	-1	$\Phi_{\alpha\beta\gamma;ijk}^{uds} - \Phi_{\alpha\beta\gamma;ijk}^{dus}$
Ω^-	0	-3	$\Phi_{\alpha\beta\gamma;ijk}^{sss}$

align the source displacement along the $+z$ direction, say. For doubly-displaced-I sources, a rotation can always be done to align one displacement along the $+z$ direction and the other along the $-z$ direction. Doubly-displaced-L sources can be rotated so the source displacements are along the $+y$ and $+z$ directions, triply-displaced-T sources can be rotated to align the displacements along the $+y, +z$, and $-z$ directions, and triply-displaced-O sources can always be rotated so the displacements are along the $+x, +y, +z$ directions. In total, only source displacements along the $+x, +y, +z, -z$ directions (four directions) are required. Hence, the number of conjugate gradient inversions needed is

$$N_{\text{inversions}} = N_c N_{sp} N_\kappa (1 + 4N_p), \quad (26)$$

where $N_c = 3$ is the number of colors, $N_{sp} = 4$ is the number of Dirac spin components, N_p is the number of displacement lengths p , and N_κ is the number of quark masses to be used.

Incorporating the isospin symmetry is also straightforwardly done. Let τ_1, τ_2, τ_3 denote the three hermitian generators of the isospin symmetry satisfying the commutation relations $[\tau_i, \tau_j] = i\varepsilon_{ijk}\tau_k$. A set of quantum operators $\overline{O}_{I_3}^{(I)}$ transforms under isospin according to the irreducible representation I if

$$[\tau_3, \overline{O}_{I_3}^{(I)}] = I_3 \overline{O}_{I_3}^{(I)}, \quad (27)$$

$$[\tau_+, \overline{O}_{I_3}^{(I)}] = \sqrt{(I - I_3)(I + I_3 + 1)} \overline{O}_{I_3+1}^{(I)}, \quad (28)$$

$$[\tau_-, \overline{O}_{I_3}^{(I)}] = \sqrt{(I + I_3)(I - I_3 + 1)} \overline{O}_{I_3-1}^{(I)}, \quad (29)$$

where $\tau_\pm = \tau_1 \pm i\tau_2$. It follows from these relations that

$$[\tau_3, [\tau_3, \overline{O}_{I_3}^{(I)}]] + \frac{1}{2}[\tau_+, [\tau_-, \overline{O}_{I_3}^{(I)}]] + \frac{1}{2}[\tau_-, [\tau_+, \overline{O}_{I_3}^{(I)}]] = I(I + 1) \overline{O}_{I_3}^{(I)}. \quad (30)$$

Baryonic operators of definite isospin I and I_3 are easily constructed using the above relations and the following commutation rules involving the isospin generators and the barred $\overline{u}, \overline{d}, \overline{s}$ quark field operators (suppressing all

TABLE III: The Δ^{++} elemental operators contain three u quarks and are given by $\Phi_{\alpha\beta\gamma;ijk}^{uuu}$ as defined in Eq. (24) with spin components $1 \leq \alpha, \beta, \gamma \leq 4$ and displacement indices $-3 \leq i, j, k \leq 3$. The linearly independent operators we chose are described in the second column, and the numbers of independent operators of each type are listed in the third column. Replacing each u quark by an s quark in the operators below yields Ω^- elemental operators.

Operator type	Restrictions	Multiplicity
single-site	$(i=j=k=0, \alpha \leq \beta \leq \gamma)$	20
singly-displaced	$(i=j=0, k \neq 0, \alpha \leq \beta)$	240
doubly-displaced-I	$(i=0, j=-k, k > 0)$	192
doubly-displaced-L	$(i=0, jk \neq 0; j < k)$	768
triply-displaced-T	$(i=-j, j > 0, j \neq k , k \neq 0)$	768
triply-displaced-O	$(ijk \neq 0, i < j < k)$	512

indices except flavor):

$$\begin{aligned} [\tau_3, \bar{u}] &= \frac{1}{2}\bar{u}, & [\tau_3, \bar{d}] &= -\frac{1}{2}\bar{d}, & [\tau_3, \bar{s}] &= 0, \\ [\tau_+, \bar{u}] &= 0, & [\tau_+, \bar{d}] &= \bar{u}, & [\tau_+, \bar{s}] &= 0, \\ [\tau_-, \bar{u}] &= \bar{d}, & [\tau_-, \bar{d}] &= 0, & [\tau_-, \bar{s}] &= 0, \end{aligned} \quad (31)$$

and for the unbarred field operators,

$$\begin{aligned} [\tau_3, u] &= -\frac{1}{2}u, & [\tau_3, d] &= \frac{1}{2}d, & [\tau_3, s] &= 0, \\ [\tau_-, u] &= 0, & [\tau_-, d] &= -u, & [\tau_-, s] &= 0, \\ [\tau_+, u] &= -d, & [\tau_+, d] &= 0, & [\tau_+, s] &= 0. \end{aligned} \quad (32)$$

Due to the isospin symmetry of QCD in the $m_u = m_d$ approximation, the particle masses do not depend on I_3 , so we limit our attention to only one value of I_3 in each isospin I , strangeness S sector, choosing the maximal $I_3 = I$ value. Using the above isospin relations, we first write down all possible flavor combinations appropriate

TABLE IV: The Σ^+ elemental operators are given by $\Phi_{\alpha\beta\gamma;ijk}^{uus}$ as defined in Eq. (24). The linearly independent operators we chose are described in the second column, and the numbers of independent operators of each type are listed in the third column. Interchanging the u and s quarks yields the Ξ^0 elemental operators.

Operator type	Restrictions	Multiplicity
single-site	$(i=j=k=0, \alpha \leq \beta)$	40
singly-displaced	$(i=j=0, k \neq 0, \alpha \leq \beta)$	240
singly-displaced	$(i=k=0, j \neq 0)$	384
doubly-displaced-I	$(i=0, j=-k, k \neq 0)$	384
doubly-displaced-I	$(i=-j, j > 0, k=0)$	192
doubly-displaced-L	$(i=0, jk \neq 0, j \neq k)$	1536
doubly-displaced-L	$(ij \neq 0, i < j , k=0)$	768
triply-displaced-T	$(i=-j, j > 0, j \neq k , k \neq 0)$	768
triply-displaced-T	$(ij \neq 0, i \neq j , k=-i)$	1536
triply-displaced-O	$(ijk \neq 0, i < j , i \neq k , j \neq k)$	1536

TABLE V: The N^+ elemental destruction operators are given by $\Phi_{\alpha\beta\gamma;ijk}^{uud} - \Phi_{\alpha\beta\gamma;ijk}^{duu}$ (see Eq. (24)). The linearly independent operators we chose are described in the second column, and the numbers of independent operators of each type are listed in the third column.

Operator type	Restrictions	Multiplicity
single-site	$(i=j=k=0, \alpha \geq \beta, \alpha > \gamma)$	20
singly-displaced	$(i=j=0, k \neq 0)$	384
doubly-displaced-I	$(i=0, j=-k, k \neq 0)$	384
doubly-displaced-L	$(i=0, jk \neq 0; j \neq k)$	1536
triply-displaced-T	$(i=-j, jk \neq 0, j \neq k)$	1536
triply-displaced-O	$(ijk \neq 0, i < j , i < k , j \neq k)$	1024

for each isospin channel for the three-quark elemental operators from Table I. These are listed in Table II. For each flavor sector and quark-displacement type, we then determine a maximal set of linearly independent operators, giving us the final set of elemental operators we use. A symbolic computer program capable of manipulating Grassmann fields was written using MAPLE 9.5 and utilized to identify linearly independent operators. The independent elemental operators we chose in the different flavor sections are described in Tables III, IV, V, and VI.

Due to an approximate $SU(3)$ uds -flavor symmetry, quark flavor combinations in baryon operators are usually chosen according to the irreducible representations of $SU(3)$ flavor. Such combinations are simply linear superpositions of the operators presented above. Since we plan to obtain Monte Carlo estimates of the complete correlation matrices of operators including all allowed flavor combinations, the use of linear superpositions which transform irreducibly under $SU(3)$ flavor is unnecessary. Our choice of operators described above is dictated by computational simplicity and efficiency.

Lastly, note that the baryons $\Lambda_c, \Sigma_c, \Xi_{cc}$, and Ω_{ccc} can

TABLE VI: The Λ^0 elemental destruction operators are given by $\Phi_{\alpha\beta\gamma;ijk}^{uds} - \Phi_{\alpha\beta\gamma;ijk}^{dus}$ (see Eq. (24)). The linearly independent operators we chose are described in the second column, and the numbers of independent operators of each type are listed in the third column.

Operator type	Restrictions	Multiplicity
single-site	$(i=j=k=0, \alpha < \beta)$	24
singly-displaced	$(i=j=0, k \neq 0, \alpha < \beta)$	144
singly-displaced	$(i=k=0, j \neq 0)$	384
doubly-displaced-I	$(i=0, j=-k, k \neq 0)$	384
doubly-displaced-I	$(i=-j, j > 0, k=0)$	192
doubly-displaced-L	$(i=0, jk \neq 0, j \neq k)$	1536
doubly-displaced-L	$(ij \neq 0, i < j , k=0)$	768
triply-displaced-T	$(i=-j, j > 0, j \neq k , k \neq 0)$	768
triply-displaced-T	$(ij \neq 0, i \neq j , k=-i)$	1536
triply-displaced-O	$(ijk \neq 0, i < j , i \neq k , j \neq k)$	1536

TABLE VII: Continuum limit spin identification: the number n_Λ^J of times that the Λ irrep of the octahedral point group O_h occurs in the (reducible) subduction of the J irrep of $SU(2)$. The numbers for G_{1u}, G_{2u}, H_u are the same as for G_{1g}, G_{2g}, H_g , respectively.

J	$n_{G_{1g}}^J$	$n_{G_{2g}}^J$	$n_{H_g}^J$	J	$n_{G_{1g}}^J$	$n_{G_{2g}}^J$	$n_{H_g}^J$
$\frac{1}{2}$	1	0	0	$\frac{9}{2}$	1	0	2
$\frac{3}{2}$	0	0	1	$\frac{11}{2}$	1	1	2
$\frac{5}{2}$	0	1	1	$\frac{13}{2}$	1	2	2
$\frac{7}{2}$	1	1	1	$\frac{15}{2}$	1	1	3

be studied using the operators presented above if the s quark is replaced with a c quark. Similarly, replacing the s quark by a b quark in the above operators allows us to investigate the $\Lambda_b, \Sigma_b, \Xi_{bb}$, and Ω_{bbb} baryons. Some other baryons, such as Ω_{cc} , can be studied using other suitable flavor replacements in the above operators, whereas the investigations of baryons such as Ξ_c containing usc quarks cannot directly exploit the above tables, requiring slight modifications.

V. PROJECTIONS ONTO SYMMETRY SECTORS

The final step in our operator construction is to apply group-theoretical projections to obtain operators which transform irreducibly under all lattice rotation and reflection symmetries. The basic building blocks used to assemble our baryon operators transform under the allowed spatial rotations and reflections of the point group O_h according to

$$U_R(\tilde{D}_j^{(p)}\tilde{\psi}(x))_{a\alpha}^A U_R^\dagger = S(R)_{\alpha\beta}^{-1} (\tilde{D}_{Rj}^{(p)}\tilde{\psi}(Rx))_{a\beta}^A, \quad (33)$$

$$U_R(\tilde{\psi}(x)\tilde{D}_j^{(p)\dagger})_{a\alpha}^A U_R^\dagger = (\tilde{\psi}(Rx)\tilde{D}_{Rj}^{(p)\dagger})_{a\beta}^A S(R)_{\beta\alpha}, \quad (34)$$

where the transformation matrices for spatial inversion I_s and proper rotations C_{nj} through angle $2\pi/n$ about axis Oj are given by

$$S(C_{nj}) = \exp\left(\frac{1}{8}\omega_{\mu\nu}[\gamma_\mu, \gamma_\nu]\right), \quad (35)$$

$$S(I_s) = \gamma_4. \quad (36)$$

A rotation by $\pi/2$ about the y -axis is conventionally denoted by C_{4y} , and C_{4z} denotes a rotation by $\pi/2$ about the z -axis. These particular group elements are given by

$$S(C_{4y}) = \gamma_1\gamma_3, \quad S(C_{4z}) = \gamma_2\gamma_1. \quad (37)$$

The allowed rotations on a three-dimensional spatially-isotropic cubic lattice form the octahedral group O which has 24 elements. Inclusion of spatial inversion yields the point group O_h which has 48 elements occurring in ten conjugacy classes. All elements of O_h can be generated from appropriate products of only C_{4y} , C_{4z} , and I_s .

Charge conjugation is another symmetry of our theory. Under charge conjugation \mathcal{C} , the link variables $U \rightarrow U^*$ and our basic building blocks transform according to

$$\mathcal{C} (\tilde{D}_j^{(p)}\tilde{\psi}(x))_{a\alpha}^A \mathcal{C}^\dagger = (\tilde{\psi}(x)\tilde{D}_j^{(p)\dagger})_{a\beta}^A \mathcal{C}_{\beta\alpha}^\dagger, \quad (38)$$

$$\mathcal{C} (\tilde{\psi}(x)\tilde{D}_j^{(p)\dagger})_{a\alpha}^A \mathcal{C}^\dagger = -C_{\alpha\beta} (\tilde{D}_j^{(p)}\tilde{\psi}(x))_{a\beta}^A, \quad (39)$$

where the charge conjugation matrix C must be unitary, antisymmetric, and satisfy $C\gamma_\mu C^\dagger = -\gamma_\mu^T$. Our choice for C in the Dirac-Pauli representation is $C = \gamma_4\gamma_2$.

Operators which transform according to the irreducible representations of O_h can then be constructed using the well-known group-theoretical projections given in Eq. (6). Orthogonality relations and hence, projection techniques, in group theory apply only to single-valued irreducible representations. However, the fermionic representations are double-valued representations of O_h . The commonly-used trick to circumvent this difficulty is to exploit the equivalence of the double-valued irreps of O_h with the extra single-valued irreps of the so-called *double point group* O_h^D . This group is formed by introducing a new element \bar{E} which represents a rotation by an angle 2π about any axis, such that $\bar{E}^2 = E$ (the identity). By including such an element, the total number of elements in O_h^D is double the number of elements in O_h . The 96 elements of O_h^D occur in sixteen conjugacy classes.

Since baryons are fermions, we need only be concerned with the six double-valued irreps of O_h . There are four two-dimensional irreps G_{1g}, G_{1u}, G_{2g} , and G_{2u} , and two four-dimensional irreps H_g and H_u . The subscript g refers to even parity states, whereas the subscript u refers to odd parity states. The irreps G_{1g} and G_{1u} contain the spin-1/2 states, spin-3/2 states reside in the H_g and H_u , and two of the spin projections of the spin-5/2 states occur in the G_{2g} and G_{2u} irreps, while the remaining four projections reside in the H_g and H_u irreps. The spin content of each O_h irrep in the continuum limit is summarized in Table VII. This table lists the number of times that each of the O_h irreps occurs in the $J = \frac{1}{2}, \frac{3}{2}, \frac{5}{2}, \dots$ representations of $SU(2)$ subduced to O_h .

To carry out the projections in Eq. (6), explicit representation matrices are needed. Our choice of representation matrices is summarized in Table VIII. Matrices for only the group elements C_{4y}, C_{4z} , and I_s are given in Table VIII since the representation matrices for all other group elements can be obtained by suitable multiplications of the matrices for the three generating elements. For baryons, the representation matrix for \bar{E} in each of the O_h^D extra irreps is -1 times the identity matrix.

Note that Table VII is the key to identifying the continuum-limit spin J corresponding to the masses extracted in our Monte Carlo calculations. For example, to identify an even parity baryon as having $J = 1/2$, a level must be observed in the G_{1g} channel, and there must be no degenerate partners in either of the G_{2g} or H_g . A level observed in the H_g channel with no degenerate partners in the G_{1g} and G_{2g} channels (in the continuum limit) is

TABLE VIII: Our choice of the representation matrices for the double-valued irreps of O_h . The G_{1u}, G_{2u}, H_u matrices for the rotations C_{4y}, C_{4z} are the same as the G_{1g}, G_{2g}, H_g matrices, respectively, given below. Each of the G_{1g}, G_{2g}, H_g matrices for spatial inversion I_s is the identity matrix, whereas each of the G_{1u}, G_{2u}, H_u matrices for I_s is -1 times the identity matrix. The matrices for all other group elements can be obtained from appropriate multiplications of the C_{4y}, C_{4z} , and I_s matrices.

Λ	$\Gamma^{(\Lambda)}(C_{4y})$	$\Gamma^{(\Lambda)}(C_{4z})$
G_{1g}	$\frac{1}{\sqrt{2}} \begin{bmatrix} 1 & -1 \\ 1 & 1 \end{bmatrix}$	$\frac{1}{\sqrt{2}} \begin{bmatrix} 1-i & 0 \\ 0 & 1+i \end{bmatrix}$
G_{2g}	$\frac{-1}{\sqrt{2}} \begin{bmatrix} 1 & -1 \\ 1 & 1 \end{bmatrix}$	$\frac{-1}{\sqrt{2}} \begin{bmatrix} 1-i & 0 \\ 0 & 1+i \end{bmatrix}$
H_g	$\frac{1}{2\sqrt{2}} \begin{bmatrix} 1-\sqrt{3} & \sqrt{3} & -1 \\ \sqrt{3} & -1 & -1 & \sqrt{3} \\ \sqrt{3} & 1 & -1 & -\sqrt{3} \\ 1 & \sqrt{3} & \sqrt{3} & 1 \end{bmatrix}$	$\frac{1}{\sqrt{2}} \begin{bmatrix} -1-i & 0 & 0 & 0 \\ 0 & 1-i & 0 & 0 \\ 0 & 0 & 1+i & 0 \\ 0 & 0 & 0 & -1+i \end{bmatrix}$

a $J = 3/2$ state. Degenerate partners observed in the G_{2g} and H_g channels with no partner in the G_{1g} channel indicates a $J = 5/2$ baryon. In other words, Table VII details the patterns of continuum-limit degeneracies corresponding to each half-integral J value.

Our operators are constructed using fermion fields $\psi(x)$ which annihilate a quark and create an antiquark. Hence, each of our baryon operators annihilates a three-quark system of a given parity P and creates a three-antiquark system of the *same* parity P . This means that in the baryon propagator, a baryon of parity P propagates forward in time while an antibaryon of parity P propagates backwards in time. Unlike boson fields, a fermion and its antifermion have opposite intrinsic parities, so that the antibaryon propagating backwards in time is the antiparticle of the *parity partner* of the baryon propagating forwards in time. Since chiral symmetry is spontaneously broken, the masses of parity partners may differ. The forward propagating baryon will have a mass different from that of the antibaryon propagating backwards in time. If the even and odd parity baryon operators are carefully designed with respect to one another, it is possible to arrange a definite relationship between the correlation matrix elements of one parity for $t > 0$ and the opposite-parity matrix elements for $t < 0$, allowing an increase in statistics. Our operators are designed to take advantage of this symmetry (see below).

Our construction of the irreducible $B_i^{\Lambda\lambda F}(t)$ baryon operators is done in the following sequence of steps. (a) A set of M_B linearly-independent elemental operators $B_j^F(t)$ that transform among one another under O_h^D is identified with the help of the computer software described earlier. (b) We obtain the $M_B \times M_B$ representa-

tion matrices $W_{ij}(R)$ which satisfy

$$U_R B_i^F(t) U_R^\dagger = \sum_{j=1}^{M_B} B_j^F(t) W_{ji}(R). \quad (40)$$

This is accomplished using the computer software written in MAPLE previously mentioned. This computer program applies a given symmetry transformation to each of the M_B operators, then expresses the result as a linear superposition of the M_B operators. This last step is done using the Moore-Penrose pseudoinverse[30]. (c) Since the resulting representation may not be unitary, we compute the hermitian metric matrix M

$$M_{ij} = \frac{1}{g_{O_h^D}} \sum_{R \in O_h^D} \sum_{k=1}^{M_B} W_{ki}(R)^* W_{kj}(R). \quad (41)$$

(d) For each *even*-parity irrep Λ , we compute the large $M_B \times M_B$ projection matrix for row $\lambda = 1$:

$$P_{ij}^{\Lambda\lambda F} = \frac{d_\Lambda}{g_{O_h^D}} \sum_{R \in O_h^D} \left[\Gamma_{\lambda\lambda}^{(\Lambda)}(R) W_{ji}(R) \right]_{\lambda=1}. \quad (42)$$

(e) From the rows of this projection matrix, r linearly-independent operators are obtained:

$$B_i^{\Lambda\lambda F}(t) = \sum_{j=1}^{M_B} c_{ij}^{\Lambda\lambda F} B_j^F(t), \quad (\lambda = 1) \quad (43)$$

where r is the rank of the projection matrix and the superposition coefficients $c_{ij}^{\Lambda\lambda F}$ for each operator are a linear combination of the rows of the projection matrix such that these coefficients satisfy

$$\sum_{k,l=1}^{M_B} c_{ik}^{\Lambda\lambda F*} M_{kl} c_{jl}^{\Lambda\lambda F} = \delta_{ij}, \quad (i = 1 \dots r). \quad (44)$$

In practice, these linear combinations are obtained using the well-known Gram-Schmidt procedure, but with a modified inner product to incorporate the metric matrix M . The choice of these operators is not unique. (f) For each of the r operators $B_i^{\Lambda\lambda F}(t)$ in the first row $\lambda = 1$, we obtain partner operators in all other rows $\mu > 1$ using

$$c_{ik}^{\Lambda\mu F} = \sum_{j=1}^{M_B} c_{ij}^{\Lambda\lambda F} \frac{d_\Lambda}{g_{O_h^D}} \sum_{R \in O_h^D} \Gamma_{\mu\lambda}^{(\Lambda)}(R) W_{kj}(R). \quad (45)$$

(g) Although the *odd*-parity operators can be obtained using the same procedure described above, we instead utilize charge conjugation to construct the odd-parity operators. Consider the correlation matrix element of even-parity operators for $t \geq 0$. Suppressing flavor and displacement indices, one sees that invariance under charge conjugation implies that

$$C_{ij}(t) = c_{\alpha\beta\gamma}^{(i)} c_{\bar{\alpha}\bar{\beta}\bar{\gamma}}^{(j)*} \langle 0 | \Phi_{\alpha\beta\gamma}(t) \bar{\Phi}_{\bar{\alpha}\bar{\beta}\bar{\gamma}}(0) | 0 \rangle,$$

TABLE IX: The single-site Δ^{++} operators which transform irreducibly under the symmetry group of the spatial lattice, defining $\Delta_{\alpha\beta\gamma} = \Phi_{\alpha\beta\gamma;000}^{uuu}$ (see Eq. (24)).

Irrep	Row	Operator	Row	Operator
G_{1g}	1	$\Delta_{134} - \Delta_{233}$	2	$\Delta_{144} - \Delta_{234}$
G_{1u}	1	$\Delta_{123} - \Delta_{114}$	2	$\Delta_{223} - \Delta_{124}$
H_g	1	Δ_{111}	2	$\sqrt{3}\Delta_{112}$
H_g	3	$\sqrt{3}\Delta_{122}$	4	Δ_{222}
H_g	1	$\sqrt{3}\Delta_{133}$	2	$2\Delta_{134} + \Delta_{233}$
H_g	3	$\Delta_{144} + 2\Delta_{234}$	4	$\sqrt{3}\Delta_{244}$
H_u	1	Δ_{333}	2	$\sqrt{3}\Delta_{334}$
H_u	3	$\sqrt{3}\Delta_{344}$	4	Δ_{444}
H_u	1	$\sqrt{3}\Delta_{113}$	2	$\Delta_{114} + 2\Delta_{123}$
H_u	3	$2\Delta_{124} + \Delta_{223}$	4	$\sqrt{3}\Delta_{224}$

$$\begin{aligned}
&= c_{\alpha\beta\gamma}^{(i)} c_{\bar{\alpha}\bar{\beta}\bar{\gamma}}^{(j)*} \langle 0 | \mathcal{C}^\dagger \mathcal{C} \Phi_{\alpha\beta\gamma}(t) \mathcal{C}^\dagger \mathcal{C} \bar{\Phi}_{\bar{\alpha}\bar{\beta}\bar{\gamma}}(0) \mathcal{C}^\dagger \mathcal{C} | 0 \rangle, \\
&= c_{\alpha\beta\gamma}^{(i)} c_{\bar{\alpha}\bar{\beta}\bar{\gamma}}^{(j)*} \langle 0 | \bar{\Phi}_{\alpha'\beta'\gamma'}(t) \Phi_{\bar{\alpha}'\bar{\beta}'\bar{\gamma}'}(0) | 0 \rangle \\
&\quad \times \gamma_{\alpha'\alpha}^2 \gamma_{\beta'\beta}^2 \gamma_{\gamma'\gamma}^2 \gamma_{\bar{\alpha}'\bar{\alpha}}^2 \gamma_{\bar{\beta}'\bar{\beta}}^2 \gamma_{\bar{\gamma}'\bar{\gamma}}^2, \\
&= c_{\alpha\beta\gamma}^{(i)} c_{\bar{\alpha}\bar{\beta}\bar{\gamma}}^{(j)*} \langle 0 | \bar{\Phi}_{\alpha'\beta'\gamma'}(0) \Phi_{\bar{\alpha}'\bar{\beta}'\bar{\gamma}'}(-t) | 0 \rangle \\
&\quad \times \gamma_{\alpha'\alpha}^2 \gamma_{\beta'\beta}^2 \gamma_{\gamma'\gamma}^2 \gamma_{\bar{\alpha}'\bar{\alpha}}^2 \gamma_{\bar{\beta}'\bar{\beta}}^2 \gamma_{\bar{\gamma}'\bar{\gamma}}^2,
\end{aligned}$$

using invariance under time translations of the above expectation value and invariance of the vacuum under charge conjugation. The last line above represents the correlation of odd-parity operators propagating temporally backwards. Hence, for a given even-parity operator $B_i^g(t)$, we can define an odd-parity operator $B_i^u(t)$ by rotating the three Dirac indices using the γ_2 matrix and replacing the expansion coefficients by their complex conjugates such that the correlation matrices of the even and odd parity operators are related by

$$\begin{aligned}
C_{ij}^{G_{1g}}(t) &= -C_{ij}^{G_{1u}}(-t)^*, \quad C_{ij}^{G_{2g}}(t) = -C_{ij}^{G_{2u}}(-t)^*, \\
C_{ij}^{H_g}(t) &= -C_{ij}^{H_u}(-t)^*.
\end{aligned} \tag{46}$$

For a lattice of N_t sites in the time direction with periodic ($\eta_t = 1$) or antiperiodic ($\eta_t = -1$) boundary conditions, this means that

$$C_{ij}^{G_{1g}}(t) = -\eta_t C_{ij}^{G_{1u}}(N_t - t)^*, \tag{47}$$

and similarly for the other irreps. This allows us to appropriately average over forward and backward temporal propagations for increased statistics.

In the absence of any external applied fields, the energies of the baryons do not depend on the row λ of a given irrep Λ , so we can increase statistics by averaging over all rows. The construction of the operators in the different rows of the irreps as described above leads to correlation matrices which satisfy $C_{ij}^{\Lambda\lambda F}(t) = C_{ij}^{\Lambda\mu F}(t)$, for all rows λ, μ . Hence, the correlation matrix elements themselves can be averaged over rows.

The single-site operators produced by the above procedure are presented in Tables IX-XII. It is not possible to list all of the singly-displaced, doubly-displaced, and triply-displaced operators in this paper. Instead, we simply list the numbers of operators of each type which project into each row of the irreps for the Δ^{++} , Σ^+ , N^+ , and Λ^0 baryons in Table XIII. Further details about these operators are available upon request.

Note that we have not yet attempted to remove redundant operators related to others by a total lattice derivative, and that there may exist relationships between the correlation matrix elements of these operators from the equations of motion. Such relationships can be easily identified using a singular value decomposition of the correlation matrices in small-lattice low-statistics Monte Carlo calculations. Since the Schwinger-Dyson equations may relate operators of different types, such as singly-displaced operators with single-site operators, identifying these relationships must be done at a later stage in the calculations.

VI. BARYON PROPAGATORS

To extract the baryon masses, we need to compute the correlations $C_{ij}^{\Lambda\lambda F}(t) = \langle 0 | T B_i^{\Lambda\lambda F}(t) \bar{B}_j^{\Lambda\lambda F}(0) | 0 \rangle$, using the operators constructed as described above. In this section, several issues related to computing these correlation matrix elements are discussed. In particular, we discuss the use of symmetry to minimize the number of quark-propagator sources, the use of gauge-invariant three-quark propagators as an intermediate step in the baryon propagator determinations, and detail the application of Wick's theorem.

The baryon propagators may be expressed in terms of

TABLE X: The single-site Λ^0 operators which transform irreducibly under the symmetry group of the spatial lattice, defining $\Lambda_{\alpha\beta\gamma} = \Phi_{\alpha\beta\gamma;000}^{uds} - \Phi_{\alpha\beta\gamma;000}^{dus}$ (see Eq. (24)).

Irrep	Row	Operator	Row	Operator
G_{1g}	1	Λ_{121}	2	Λ_{122}
G_{1g}	1	Λ_{341}	2	Λ_{342}
G_{1g}	1	$\Lambda_{134} - \Lambda_{143}$	2	$\Lambda_{234} - \Lambda_{243}$
G_{1g}	1	$\Lambda_{134} + \Lambda_{143} - 2\Lambda_{233}$	2	$2\Lambda_{144} - \Lambda_{234} - \Lambda_{243}$
G_{1u}	1	Λ_{343}	2	Λ_{344}
G_{1u}	1	Λ_{123}	2	Λ_{124}
G_{1u}	1	$\Lambda_{231} - \Lambda_{132}$	2	$\Lambda_{241} - \Lambda_{142}$
G_{1u}	1	$2\Lambda_{141} - \Lambda_{132} - \Lambda_{231}$	2	$\Lambda_{142} - 2\Lambda_{232} + \Lambda_{241}$
H_g	1	$\sqrt{3}\Lambda_{133}$	2	$\Lambda_{134} + \Lambda_{143} + \Lambda_{233}$
H_g	3	$\Lambda_{144} + \Lambda_{234} + \Lambda_{243}$	4	$\sqrt{3}\Lambda_{244}$
H_u	1	$-\sqrt{3}\Lambda_{131}$	2	$-\Lambda_{132} - \Lambda_{141} - \Lambda_{231}$
H_u	3	$-\Lambda_{142} - \Lambda_{232} - \Lambda_{241}$	4	$-\sqrt{3}\Lambda_{242}$

TABLE XI: The single-site Σ^+ operators which transform irreducibly under the symmetry group of the spatial lattice, defining $\Sigma_{\alpha\beta\gamma} = \Phi_{\alpha\beta\gamma;000}^{uus}$ (see Eq. (24)).

Irrep	Row	Operator	Row	Operator
G_{1g}	1	$\Sigma_{112} - \Sigma_{121}$	2	$\Sigma_{122} - \Sigma_{221}$
G_{1g}	1	$\Sigma_{134} - \Sigma_{143}$	2	$\Sigma_{234} - \Sigma_{243}$
G_{1g}	1	$\Sigma_{332} - \Sigma_{341}$	2	$\Sigma_{342} - \Sigma_{441}$
G_{1g}	1	$\Sigma_{134} + \Sigma_{143} - 2\Sigma_{233}$	2	$2\Sigma_{144} - \Sigma_{234} - \Sigma_{243}$
G_{1u}	1	$\Sigma_{334} - \Sigma_{343}$	2	$\Sigma_{344} - \Sigma_{443}$
G_{1u}	1	$\Sigma_{132} - \Sigma_{231}$	2	$\Sigma_{142} - \Sigma_{241}$
G_{1u}	1	$\Sigma_{114} - \Sigma_{123}$	2	$\Sigma_{124} - \Sigma_{223}$
G_{1u}	1	$\Sigma_{132} - 2\Sigma_{141} + \Sigma_{231}$	2	$2\Sigma_{232} - \Sigma_{241} - \Sigma_{142}$
H_g	1	$\sqrt{3}\Sigma_{111}$	2	$\Sigma_{112} + 2\Sigma_{121}$
H_g	3	$2\Sigma_{122} + \Sigma_{221}$	4	$\sqrt{3}\Sigma_{222}$
H_g	1	$\sqrt{3}\Sigma_{133}$	2	$\Sigma_{134} + \Sigma_{143} + \Sigma_{233}$
H_g	3	$\Sigma_{144} + \Sigma_{234} + \Sigma_{243}$	4	$\sqrt{3}\Sigma_{244}$
H_g	1	$\sqrt{3}\Sigma_{331}$	2	$\Sigma_{332} + 2\Sigma_{341}$
H_g	3	$2\Sigma_{342} + \Sigma_{441}$	4	$\sqrt{3}\Sigma_{442}$
H_u	1	$\sqrt{3}\Sigma_{333}$	2	$\Sigma_{334} + 2\Sigma_{343}$
H_u	3	$2\Sigma_{344} + \Sigma_{443}$	4	$\sqrt{3}\Sigma_{444}$
H_u	1	$\sqrt{3}\Sigma_{131}$	2	$\Sigma_{132} + \Sigma_{141} + \Sigma_{231}$
H_u	3	$\Sigma_{142} + \Sigma_{232} + \Sigma_{241}$	4	$\sqrt{3}\Sigma_{242}$
H_u	1	$\sqrt{3}\Sigma_{113}$	2	$\Sigma_{114} + 2\Sigma_{123}$
H_u	3	$2\Sigma_{124} + \Sigma_{223}$	4	$\sqrt{3}\Sigma_{224}$

the correlations of the elemental operators by

$$C_{ij}^{\Lambda\Lambda F}(t) = \sum_{k,l=1}^{M_B} c_{ik}^{\Lambda\Lambda F} c_{jl}^{\Lambda\Lambda F*} \langle 0 | T B_k^F(t) \bar{B}_l^F(0) | 0 \rangle. \quad (48)$$

Note that correlations between operators in different rows of the same irrep vanish. Since the number of elemental operators is large and the quark propagators are rather expensive to compute, it is very important to use sym-

TABLE XII: The single-site N^+ operators which transform irreducibly under the symmetry group of the spatial lattice, defining $N_{\alpha\beta\gamma} = \Phi_{\alpha\beta\gamma;000}^{uud} - \Phi_{\alpha\beta\gamma;000}^{duu}$ (see Eq. (24)).

Irrep	Row	Operator	Row	Operator
G_{1g}	1	N_{211}	2	N_{221}
G_{1g}	1	N_{413}	2	N_{423}
G_{1g}	1	$2N_{332} + N_{413} - 2N_{431}$	2	$2N_{432} - 2N_{441} - N_{423}$
G_{1u}	1	N_{433}	2	N_{443}
G_{1u}	1	$N_{321} - N_{312}$	2	$N_{421} - N_{412}$
G_{1u}	1	$N_{312} + N_{321} - 2N_{411}$	2	$2N_{322} - N_{412} - N_{421}$
H_g	1	$\sqrt{3}N_{331}$	2	$N_{332} - N_{413} + 2N_{431}$
H_g	3	$2N_{432} + N_{441} - N_{423}$	4	$\sqrt{3}N_{442}$
H_u	1	$-\sqrt{3}N_{311}$	2	$-N_{312} - N_{321} - N_{411}$
H_u	3	$-N_{322} - N_{412} - N_{421}$	4	$-\sqrt{3}N_{422}$

metry to reduce the number of quark-propagator sources. Given the invariance of the vacuum and the unitarity of the symmetry transformation operators, we know that

$$\begin{aligned} & \langle 0 | T B_k^F(t) \bar{B}_l^F(0) | 0 \rangle \\ &= \langle 0 | T U_R B_k^F(t) U_R^\dagger U_R \bar{B}_l^F(0) U_R^\dagger | 0 \rangle, \\ &= \sum_{k',l'=1}^{M_B} W_{k'k}(R) W_{l'l}(R)^* \langle 0 | T B_{k'}^F(t) \bar{B}_{l'}^F(0) | 0 \rangle, \end{aligned} \quad (49)$$

for any group element R of O_h . Hence, for each source $\bar{B}_l^F(0)$, we can choose a group element R_l such that we minimize the total number of source elemental operators which must be considered. For example, consider the singly-displaced operators. We can choose an R_l such that the displaced quark in the source is always displaced in the $+z$ direction. Similarly, a group element R_l can always be chosen to rotate each of the other types of operators into a specific orientation.

The coefficients $c_{ij}^{\Lambda\Lambda F}$ in the baryon operators involve only the Dirac spin components and the quark displacement directions and are independent of the color indices and spatial sites. Thus, in calculating the baryon correlators, it is convenient to first calculate gauge-invariant three-quark propagators in which all summations over color indices and spatial sites have been done. A three-quark propagator is defined by

$$\begin{aligned} & \tilde{G}_{(\alpha i|\bar{\alpha}\bar{i})(\beta j|\bar{\beta}\bar{j})(\gamma k|\bar{\gamma}\bar{k})}^{(ABC)(p\bar{p})}(t) \\ &= \sum_{\mathbf{x}} \varepsilon_{abc} \varepsilon_{\bar{a}\bar{b}\bar{c}} \tilde{Q}_{a\alpha ip|\bar{a}\bar{\alpha}\bar{i}\bar{p}}^{(A)}(\mathbf{x}, t|\mathbf{x}_0, 0) \\ &\times \tilde{Q}_{b\beta jp|\bar{b}\bar{\beta}\bar{j}\bar{p}}^{(B)}(\mathbf{x}, t|\mathbf{x}_0, 0) \tilde{Q}_{c\gamma kp|\bar{c}\bar{\gamma}\bar{k}\bar{p}}^{(C)}(\mathbf{x}, t|\mathbf{x}_0, 0), \end{aligned} \quad (50)$$

where $\tilde{Q}_{a\alpha ip|\bar{a}\bar{\alpha}\bar{i}\bar{p}}^{(A)}(\mathbf{x}, t|\mathbf{x}_0, 0)$ denotes the propagator for a single smeared quark field of flavor A from source site \mathbf{x}_0 at time $t = 0$ to sink site \mathbf{x} at time t . At the sink, a denotes color, α is the Dirac spin index, i is the displacement direction, and p is the displacement length, and similarly at the source for $\bar{a}, \bar{\alpha}, \bar{i}$, and \bar{p} , respectively. Notice that the three-quark propagator is symmetric under interchange of all indices associated with the same flavor. As usual, translation invariance is invoked at the source so that summation over spatial sites is done only at the sink. These three-quark propagators are computed for all possible values of the six Dirac spin indices.

Each baryon correlator is simply a linear superposition of elements of the three-quark propagators. These superposition coefficients are calculated as follows: first, the baryon operators at the source and sink are expressed in terms of the elemental operators; next, Wick's theorem is applied to express the correlator as a large sum of three-quark propagator components; finally, symmetry operations are applied to minimize the number of source orientations, and the results are averaged over the rows of the representations. C++ code was written to perform these computations, and the resulting superposition coefficients are stored in computer files which are subsequently used as input to the Monte Carlo runs.

TABLE XIII: The numbers of operators of each type which project into each row of the G_{1g}, G_{2g} , and H_g irreps for the Δ^{++} , Σ^+ , N^+ , and Λ^0 baryons. The numbers for the G_{1u}, G_{2u} , and H_u irreps are the same as for the G_{1g}, G_{2g} , and H_g , respectively.

Operator type	Δ^{++}			Σ^+			N^+			Λ^0		
	G_{1g}	G_{2g}	H_g	G_{1g}	G_{2g}	H_g	G_{1g}	G_{2g}	H_g	G_{1g}	G_{2g}	H_g
single-site	1	0	2	4	0	3	3	0	1	4	0	1
singly-displaced	14	6	20	38	14	52	24	8	32	34	10	44
doubly-displaced-I	12	4	16	36	12	48	24	8	32	36	12	48
doubly-displaced-L	32	32	64	96	96	192	64	64	128	96	96	192
triply-displaced-T	32	32	64	96	96	192	64	64	128	96	96	192
triply-displaced-O	20	20	44	64	64	128	44	44	84	64	64	128

Wick's theorem is an important part of expressing the baryon correlators in terms of the three-quark propagators. To simplify the notation in the following, let the indices μ, ν, τ each represent a Dirac spin index and a displacement direction, and suppress the displacement lengths. Define $\bar{c}_{\mu\nu\tau}^{(i)} = c_{\mu'\nu'\tau'}^{(i)*} \gamma_{\mu\mu'}^4 \gamma_{\nu\nu'}^4 \gamma_{\tau\tau'}^4$, then the elements of the baryon correlation matrix in the Δ^{++} channel are given in terms of three-quark propagator components (before source-minimizing rotations) by

$$\begin{aligned}
C_{ij}^{(\Delta)}(t) = & c_{\mu\nu\tau}^{(i)} \bar{c}_{\mu\nu\tau}^{(j)} \left\{ \tilde{G}_{(\tau|\bar{\mu})(\nu|\bar{\nu})(\mu|\bar{\tau})}^{(uuu)}(t) \right. \\
& + \tilde{G}_{(\tau|\bar{\mu})(\nu|\bar{\tau})(\mu|\bar{\nu})}^{(uuu)}(t) + \tilde{G}_{(\tau|\bar{\nu})(\nu|\bar{\mu})(\mu|\bar{\tau})}^{(uuu)}(t) \\
& + \tilde{G}_{(\tau|\bar{\tau})(\nu|\bar{\tau})(\mu|\bar{\mu})}^{(uuu)}(t) + \tilde{G}_{(\tau|\bar{\tau})(\nu|\bar{\nu})(\mu|\bar{\mu})}^{(uuu)}(t) \\
& \left. + \tilde{G}_{(\tau|\bar{\tau})(\nu|\bar{\mu})(\mu|\bar{\nu})}^{(uuu)}(t) \right\}. \quad (51)
\end{aligned}$$

The N^+ correlators are expressed in terms of components of three-quark propagators by

$$\begin{aligned}
C_{ij}^{(N)}(t) = & c_{\mu\nu\tau}^{(i)} \bar{c}_{\mu\nu\tau}^{(j)} \left\{ \tilde{G}_{(\mu|\bar{\mu})(\nu|\bar{\nu})(\tau|\bar{\tau})}^{(uud)} \right. \\
& + \tilde{G}_{(\mu|\bar{\nu})(\nu|\bar{\mu})(\tau|\bar{\tau})}^{(uud)} - \tilde{G}_{(\mu|\bar{\tau})(\nu|\bar{\nu})(\tau|\bar{\mu})}^{(uud)} \\
& - \tilde{G}_{(\mu|\bar{\tau})(\nu|\bar{\tau})(\tau|\bar{\mu})}^{(uud)} - \tilde{G}_{(\nu|\bar{\nu})(\tau|\bar{\mu})(\mu|\bar{\tau})}^{(uud)} \\
& - \tilde{G}_{(\nu|\bar{\mu})(\tau|\bar{\nu})(\mu|\bar{\tau})}^{(uud)} + \tilde{G}_{(\tau|\bar{\tau})(\nu|\bar{\nu})(\mu|\bar{\mu})}^{(uud)} \\
& \left. + \tilde{G}_{(\tau|\bar{\nu})(\nu|\bar{\tau})(\mu|\bar{\mu})}^{(uud)} \right\}, \quad (52)
\end{aligned}$$

and for the Σ^+ and Λ^0 channels, one finds

$$\begin{aligned}
C_{ij}^{(\Sigma)}(t) = & c_{\mu\nu\tau}^{(i)} \bar{c}_{\mu\nu\tau}^{(j)} \left\{ \tilde{G}_{(\mu|\bar{\mu})(\nu|\bar{\nu})(\tau|\bar{\tau})}^{(uus)} \right. \\
& \left. + \tilde{G}_{(\mu|\bar{\nu})(\nu|\bar{\mu})(\tau|\bar{\tau})}^{(uus)} \right\}, \quad (53)
\end{aligned}$$

$$\begin{aligned}
C_{ij}^{(\Lambda)}(t) = & c_{\mu\nu\tau}^{(i)} \bar{c}_{\mu\nu\tau}^{(j)} \left\{ \tilde{G}_{(\mu|\bar{\mu})(\nu|\bar{\nu})(\tau|\bar{\tau})}^{(uds)} \right. \\
& - \tilde{G}_{(\mu|\bar{\nu})(\nu|\bar{\mu})(\tau|\bar{\tau})}^{(uds)} - \tilde{G}_{(\nu|\bar{\mu})(\mu|\bar{\nu})(\tau|\bar{\tau})}^{(uds)} \\
& \left. + \tilde{G}_{(\nu|\bar{\tau})(\mu|\bar{\mu})(\tau|\bar{\tau})}^{(uds)} \right\}. \quad (54)
\end{aligned}$$

VII. CONCLUSION

We plan to undertake a comprehensive study of the spectrum of QCD using Monte Carlo computations. Our first goal in this study is to calculate the masses of as many low-lying hadron resonances as possible. Successfully extracting these masses will depend crucially on using carefully designed spatially-extended hadronic operators. In this first paper, the construction of three-quark $\Delta, N, \Sigma, \Lambda, \Omega, \Xi$ baryon operators using group-theoretical projections was detailed. The operators were assembled out of gauge-covariantly displaced quark fields and transform according to the irreducible representations of the symmetry group of a spatial simple cubic lattice. Single-site, singly-displaced, doubly-displaced, and triply-displaced three-quark operators were considered. The guiding principles in devising our operators were maximizing overlaps with the states of interest while minimizing the number of quark-propagator sources. Identifying the continuum-limit spins J of the states was addressed, and various issues related to computing the correlation matrix elements of the baryon operators were discussed.

Due to the complexity of these calculations and the importance of providing checks on our final results, we have been pursuing two different approaches to constructing the baryon operators. An alternative method of building the baryon operators based on Clebsch-Gordan techniques will be presented elsewhere[18]. The construction of meson and multi-hadron operators will be described in subsequent papers.

The Monte Carlo software to evaluate the correlation matrix elements of these baryons operators has been written and thoroughly tested using a large variety of checks, including comparison with known results in the case of a uniform constant background gauge field. This software uses the Chroma Software System for Lattice QCD[31] with QDP++ and QMP, developed under the Scientific Discovery through Advanced Computing initiative of the U.S. Department of Energy. Preliminary results have already been presented in Refs. [32, 33]. Although a very large number of baryon operators have been devised, it is not our intent to evaluate correlation matrices using

all of these operators. Such calculations would not be feasible. The next important step in our study is to remove dynamically-redundant and ineffective operators using low-statistics Monte Carlo calculations, with the goal of finding some reasonably small subsets of operators adequate for extracting the low-lying masses of interest. Such calculations are currently in progress.

Acknowledgments

This work was supported by the U.S. National Science Foundation through grants PHY-0354982 and PHY-0300065, and by the U.S. Dept. of Energy under contracts DE-AC05-84ER40150 and DE-FG02-93ER-40762.

-
- [1] G. Adams et al., Phys. Rev. Lett. **81**, 5760 (1998).
 - [2] A. Dzierba et al., hep-ex/0502022.
 - [3] S. Chung et al., Phys. Rev. D **60**, 092001 (1999).
 - [4] G. Beladidze et al., Phys. Lett. B **313**, 276 (1993).
 - [5] H. Aoyagi et al., Phys. Lett. B **314**, 246 (1993).
 - [6] C. Amsler et al., Phys. Lett. B **333**, 277 (1994).
 - [7] M. Mattson et al., Phys. Rev. Lett. **89**, 112001 (2002).
 - [8] S. Stepanyan et al., Phys. Rev. Lett. **91**, 252001 (2003).
 - [9] T. Nakano et al., Phys. Rev. Lett. **91**, 012002 (2003).
 - [10] J. Barth et al., Phys. Lett. B **572**, 127 (2003).
 - [11] V. Barmin et al., Phys. Atom Nuclei **66**, 1715 (2003).
 - [12] B. DeWitt, Phys. Rev. **103**, 1565 (1956).
 - [13] U. Wiese, Nucl. Phys. B (Proc. Suppl.) **9**, 609 (1989).
 - [14] M. Lüscher, Nucl. Phys. B **364**, 237 (1991).
 - [15] K. Rummukainen and S. Gottlieb, Nucl. Phys. B **450**, 397 (1995).
 - [16] C. Michael, Nucl. Phys. B **259**, 58 (1985).
 - [17] M. Lüscher and U. Wolff, Nucl. Phys. B **339**, 222 (1990).
 - [18] S. Basak et al., to appear.
 - [19] K. Osterwalder and R. Schrader, Helv. Phys. Acta **46**, 277 (1973).
 - [20] D. Williams, Comm. Math. Phys. **38**, 65 (1974).
 - [21] C. Morningstar and M. Peardon, Phys. Rev. D **69**, 054501 (2004).
 - [22] M. Albanese et al., Phys. Lett. B **192**, 163 (1987).
 - [23] R. Sommer and J. Wosiek, Nucl. Phys. B **267**, 531 (1986).
 - [24] G. Bali, Phys. Rep. **343**, 1 (2001).
 - [25] C. Alexandrou, P. de Forcrand, and A. Tsapalis, Phys. Rev. D **65**, 054503 (2002).
 - [26] C. Alexandrou, P. de Forcrand, and O. Jahn, Nucl. Phys. B (Proc. Suppl.) **119**, 667 (2003).
 - [27] O. Jahn and P. de Forcrand, Nucl. Phys. B (Proc. Suppl.) **129**, 700 (2004).
 - [28] T. T. Takahashi, H. Matsufuru, Y. Nemoto, and H. Suganuma, Phys. Rev. Lett. **86**, 18 (2001).
 - [29] T. T. Takahashi, H. Suganuma, Y. Nemoto, and H. Matsufuru, Phys. Rev. D **65**, 114509 (2002).
 - [30] R. Penrose, Proc. Cambridge Phil. Soc. **51**, 406 (1955).
 - [31] R. Edwards and B. Joo, Nucl. Phys. B (Proc. Suppl.) **140**, 832 (2005).
 - [32] S. Basak et al., Nucl. Phys. B (Proc. Suppl.) **129**, 209 (2004).
 - [33] S. Basak et al., Nucl. Phys. B (Proc. Suppl.) **140**, 278 (2005).