

# Analyticity in $\beta$ on the lattice and the large volume limit of the topological susceptibility

B. Alles<sup>a</sup>, M. D'Elia<sup>b</sup> and A. DiGiacomo<sup>c</sup>

<sup>a</sup>INFN, Sezione di Pisa, Pisa, Italy

<sup>b</sup>Dipartimento di Fisica, Università di Genova and INFN, Genova, Italy

<sup>c</sup>Dipartimento di Fisica, Università di Pisa and INFN, Pisa, Italy

## Abstract

Non-analyticity of QCD with a  $\theta$  term at  $\beta = 0$  may signal a spontaneous breaking of both parity and time reversal invariance. We address this issue by investigating the large volume limit of the topological susceptibility in pure SU(3) gauge theory. We obtain  $\chi_t = 173.4(0.5) \left( \begin{smallmatrix} 1.1 \\ 0.2 \end{smallmatrix} \right) (1.2) \text{ MeV}^4$  (the errors are statistical, systematic and the statistical one derived from the value used for  $\beta_L$  respectively) and an upper bound for the symmetry breaking order parameter  $\langle \bar{\psi}\psi \rangle$  is determined.

## I. INTRODUCTION

The QCD lagrangian  $L_{QCD}$  is parity invariant. On the other hand the possible spontaneous breaking of parity is experimentally ruled out to a high precision. There is a debate as to whether the absence of spontaneous breaking can be analytically proved in QCD. By studying the Euclidean formulation of the theory, Vafa and Witten [1] argued that such breaking is not possible. Their argument is the following: spontaneous breaking of parity occurs when there exists some parity violating operator  $O$  whose vacuum expectation value remains nonvanishing after sending  $\theta \rightarrow 0$  in the extended theory  $L_{QCD} + \theta O$ . However in the Euclidean formulation of the theory, any parity odd operator must pick up an imaginary  $i$  factor. Therefore the  $\theta O$  term contributes a phase to the Euclidean partition function and hence the free energy has its minimum at  $\theta = 0$  and  $\langle O \rangle$  vanishes.

As pointed out by several authors [4-6] the above argument is insufficient to exclude the scenario of spontaneous parity breaking. It is necessary to prove as well that the free energy and its derivatives at its minimum are continuous functions of  $\theta$ .

If the parity violating probe is the topological charge density  $Q(x)$ , then it is possible to show [6] that the partition function  $Z(\theta)$  is finite throughout the whole complex plane of  $\theta$  and arguments can be given against the appearance of dangerous Lee-Yang zeroes [7].

We want to study on the lattice the question about the continuity of the derivatives of the free energy for the case of the parity odd (and time inversion odd) operator  $Q(x)$  and give an upper bound to the order parameter  $\langle Q \rangle$  where  $Q = \frac{1}{16\pi^2} \int d^4x Q(x)$  is the total topological charge.

We assume that the free energy  $E(\theta)$  of the pure gauge theory at its minimum (at  $\theta = 0$ , after Vafa and Witten theorem) has a discontinuous derivative. If we call  $dE(\theta)/d\theta|_{\theta=0} =$

---

This is not true in general at finite temperature [2] and the possibility of the existence of a stable parity breaking phase at nonzero temperature is still open [3].

then the vacuum expectation value  $\langle Q \rangle = \frac{1}{V} \int dV$  where  $V$  is the spacetime volume and  $\chi$  is a positive real number which specifies the density of spontaneously generated net topological charge. The alternate sign indicates the choice of the vacuum. By inserting a complete set of intermediate states  $\mathbb{I} = |j_1\rangle\langle j_2| + |j_3\rangle\langle j_4| + \dots$  ( $|j_i\rangle$  represents pure gluonic states) between the two topological charge operators in  $\langle Q^2 \rangle$  we obtain

$$\frac{\langle Q^2 \rangle}{V} = \chi^2 V + \dots; \quad (1.1)$$

where  $\chi$  is the usual topological susceptibility defined in [8]. Notice that if  $\chi \neq 0$  then the above expectation value depends linearly on the volume. In the present paper we investigate this volume dependence on the lattice for the pure SU(3) Yang-Mills theory in order to set a bound on the value of the slope  $\chi$ .

## II. THE CALCULATION OF

The quenched theory was simulated by using the standard plaquette action [9] on the lattice at the inverse bare coupling  $\beta = 6.0$  on three volumes:  $16^4$ ,  $32^4$  and  $48^4$ . In all cases a heat-bath algorithm combined with overrelaxation was used for updating configurations and care was taken (by checking the autocorrelation function) to decorrelate successive measurements in order to render them independent.

The total topological charge was measured with the once-smearred operator [10]  $Q_L^{(1)} = \sum_x Q_L^{(1)}(x)$ . The lattice equivalent of Eq.(1.1) is  $\langle Q_L^{(1)2} \rangle = L^4 \chi^2$ .  $L^4$  is the dimensionless volume of the lattice,  $L^4 = V/a^4$ , where  $a$  is the lattice spacing.

In Figure 1 and Table 1 we show the result for  $\chi_L$  for the three volumes. Our investigation requires a precise determination of the topological susceptibility, hence we used a huge statistics. The simulations were performed with the APEmille facility in Pisa.

In general the lattice topological susceptibility  $\chi_L$  is related to the physical one  $\chi$  by a multiplicative and an additive renormalization [11]. The equation that expresses this relationship is

Table 1: Value of  $\chi_L$  and statistics for each lattice size.

$L^4$	statistics	$10^5 \chi_L$
$16^4$	120000	1.550 (7)
$32^4$	60000	1.590 (9)
$48^4$	50000	1.580 (11)

$$\chi_L = \frac{Q_L^{(1)2}}{L^4} = Z^2 a^8 \chi_L^4 + Z^2 a^4 \chi_L^2 + M - Z^2 a^4 \chi_P + M ; \quad (2.1)$$

for convenience we call  $\chi_P = a^8 \chi_L^4 + a^4 \chi_L^2$ .

We renormalize the topological charge operator  $Q_L^{(1)}$  by imposing that it takes integer eigenvalues in the continuum limit. To obtain this result we must introduce a renormalization constant [12,13] which is finite in virtue of the renormalization group invariance of  $Q$  in the quenched theory. This is the origin of the factor  $Z$  in expression (2.1).

The operator expansion of the product  $Q_L^{(1)}(x) Q_L^{(1)}(0)$  contains a contact term [14]. Part of this term must be subtracted and this is  $M$  in expression (2.1). We fix this additive subtraction by imposing that the topological susceptibility must vanish in absence of instantons [15]. By construction  $M$  is independent of the background topological sector.

These definitions are valid when  $\theta = 0$  and apply equally well to the case where  $\theta \neq 0$ .

To extract information about the parameter  $\chi$  in Eq.(2.1) we have to know  $Z$  and  $M$ . We have calculated these renormalization constants paying attention to their possible volume dependence.

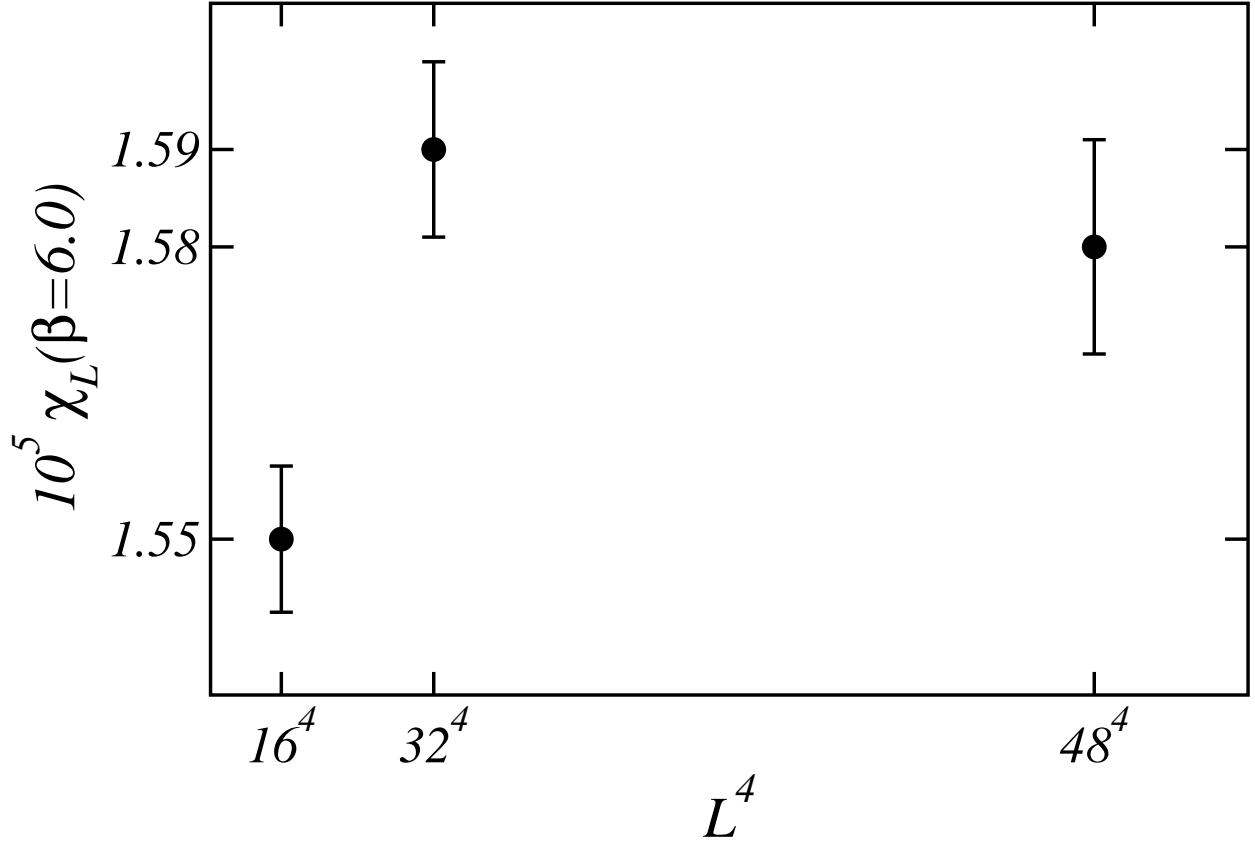


FIG .1.  $\chi_L$  versus the lattice size for  $\beta = 6.0$ .

### III. CALCULATION OF Z AND M

We determined the renormalization constants  $Z$  and  $M$  by the nonperturbative method introduced in [16,17].

Following the meaning of  $Z$ , we calculate it by computing the average topological charge within a fixed topological sector. If we choose a topological sector of charge  $n$  (any nonzero integer) then

$$Z = \frac{\langle Q_L^{(1)} \rangle_{\mathbb{Q}=n}}{n}; \quad (3.1)$$

where the division by  $n$  entails the requirement that  $Q$  takes integer values as described above. The brackets  $\langle \cdot \rangle_{\mathbb{Q}=n}$  mean themalization within the topological sector of charge  $n$ .

We start our algorithm with a classical configuration with topological charge 1 ( $n = 1$ ) and action  $8^{-2}$  in appropriate units. Then we apply 80 heatbath updating steps and measure  $Q_L^{(1)}$  every 4 steps. This set of 20 measurements is called "trajectory". After each measurement we cool the configuration to verify that the topological sector is not changed. We repeat this procedure to obtain a number of trajectories. For each trajectory we always discard the first measurements because the configuration is not yet thermalized. Averaging over the thermalized steps (as long as the corresponding cooled configuration shows the correct background topological charge,  $n = 1$  within a deviation  $\epsilon$ ) yields  $hQ_L^{(1)}|_{Q=1}$ . We estimate the systematic error that stems from the choice of  $\epsilon$  as in [15].

We followed the above procedure on three lattice sizes to study any possible volume dependence of  $Z$ . In Table 2 the number of trajectories and volume sizes are displayed.

Table 2: Number of trajectories utilized in the calculation of  $Z$  and  $M$ .

$L^4$	$Z$	$M$
$8^4$	147000	129000
$12^4$	60000	74000
$16^4$	50000	57000

In Figure 2 we show the results for  $Z$  extrapolated to the form  $A + B/L^2$ . They look very stable, mainly at the lattice sizes of our interest ( $L = 16, 32$  and  $48$ ). The errors were calculated including the cross correlation,  $hAB| = hA| hB| + 6 \cdot 10^{-5}$ . The  $\chi^2/\text{d.o.f.}$  test leads to 0.02.

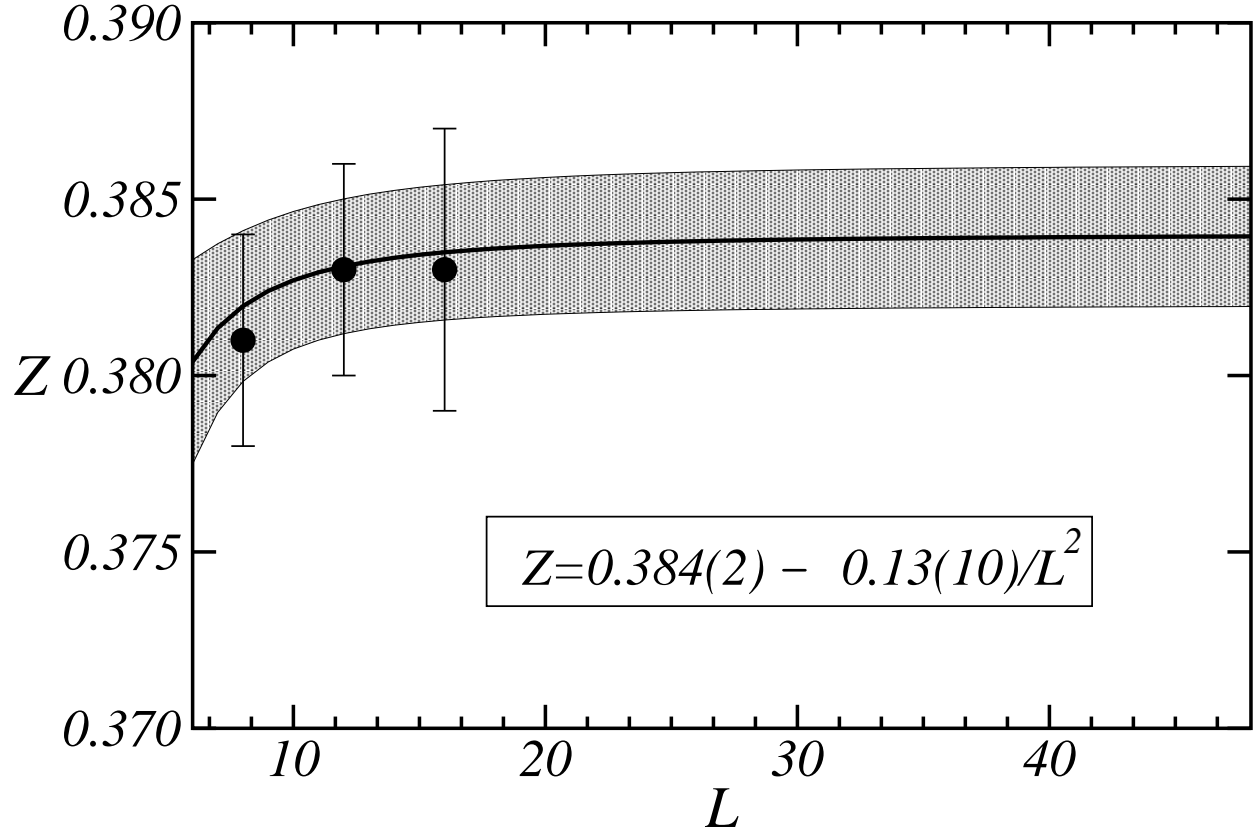


FIG. 2.  $Z$  versus  $L$  for the smeared topological charge operator  $Q_L^{(1)}$  at  $\beta = 6.0$ . The line is the result of the fit (displayed in the legend) and the grey band is its  $1\sigma$  error.

As for the additive renormalization constant  $M$  the procedure is quite analogous. This time we calculate  $M = \lim_{L \rightarrow \infty} \frac{1}{L^4} \langle Q_L^{(1)} \rangle^2$ . Single trajectories consist again of 80 heatbath steps with measurements every 4 steps and cooling tests after each measurement. Thermalization (with short distance fluctuations) require to discard the initial steps. In Table 2 the number of trajectories for each lattice size is shown.

In Figure 3 the results for  $M$  extrapolated with a fit to the form  $A + B/L^2$  are shown. The nontrivial dependence on  $L$  is evident. Hitherto this dependence had not been detected because the statistics (number of trajectories) was much lower than in the present paper.

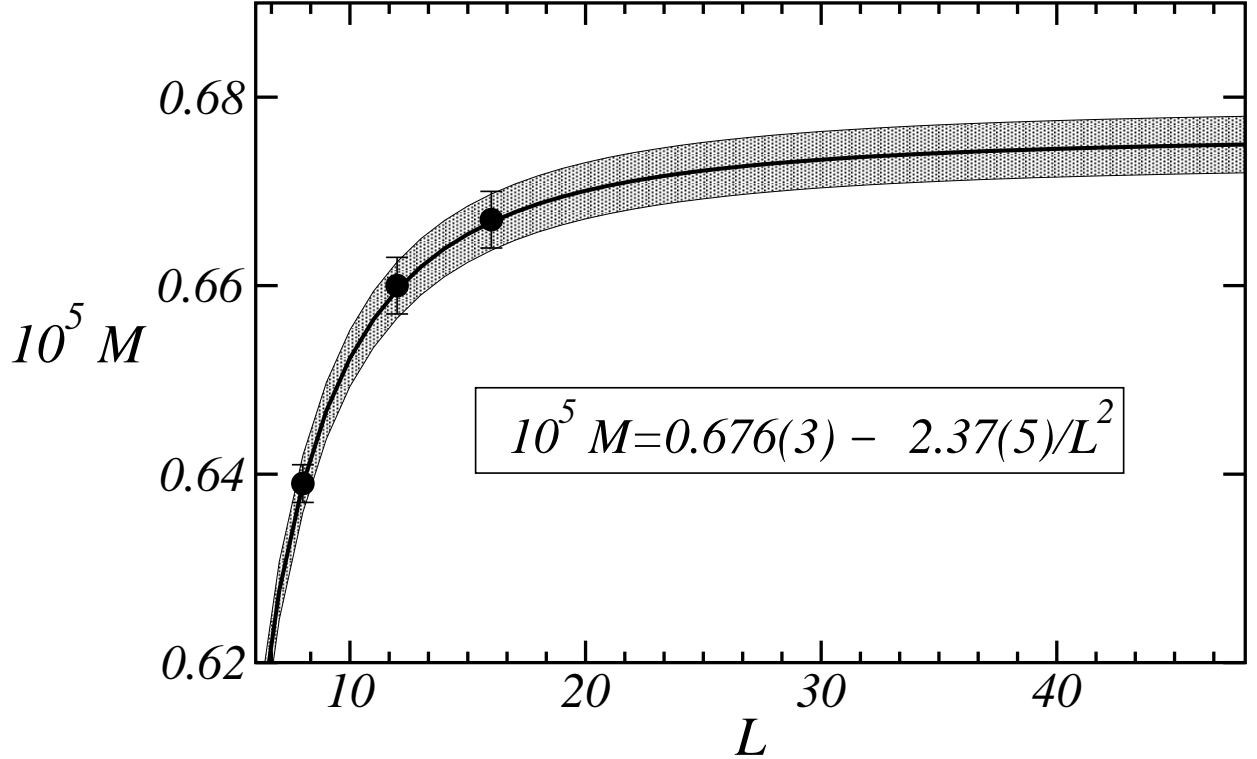


FIG. 3.  $M$  versus  $L$  for the smeared topological charge operator  $Q_L^{(1)}$  at  $\beta = 6.0$ . The line is the result of the fit (displayed in the legend) and the grey band is its  $1\sigma$  error.

Again the  $\chi^2/\text{d.o.f.}$  test is rather small: 0.05. Also a nonzero cross correlation is present,  $\langle \Delta B_i \Delta A_i \rangle = 1.5 \cdot 10^{-15}$  and the grey band of errors in Figure 3 was calculated by making use of it.

In Table 3 the results extrapolated for  $Z$  and  $M$  on the lattice sizes used for the calculation of  $\chi_p$  in section 2 are shown.



Table 3: Extrapolated values for  $Z$  and  $M$ .

$L^4$	$Z$	$10^5 M$
$16^4$	0.383 (2)	0.667 (3)
$32^4$	0.384 (2)	0.674 (3)
$48^4$	0.384 (2)	0.675 (3)

It is interesting to check the results of  $M$  by calculating it on different background topological sectors. In fact this renormalization constant can also be calculated as  $M = \frac{1}{L^4} \frac{1}{\mathcal{D}} \sum_n Z^2 n^2 = V$ , where  $n$  can be any integer and  $Z$  is the previously determined renormalization constant. The results for  $M$  obtained by using different topological sectors  $n$  agree within errors [16,18]. Notice that this fact bears out the independence of  $M$  of the topological charge sector.

In Figures 2 and 3 we have included the systematic error that is generated during the cooling test. This error shows up because if some new instanton had appeared during the updating process along the trajectory then this trajectory must be discarded. However in some cases the cooling relaxation eliminates this unwanted instanton and in this (rare) event the configuration is wrongly taken as lying in the correct topological sector. This error tends to modify the values of  $M$  and  $Z$ . When  $\langle Q^2 \rangle$  is calculated on the  $n = 0$  topological sector, any jump towards a  $n \neq 0$  sector enlarges the value of  $M$ . On the other hand in the calculation of  $Z$  on the  $n = 1$  sector, due to the symmetry of the topological charge distribution around  $n = 0$ , the configuration predilects to move to the  $n = 0$  sector and this effect lowers the result for  $Z$ . Therefore this uncertainty turns out to be asymmetric around the central value.

To estimate the influence of this error on the value of  $M$  we measure also the plaquette. After several heating steps the plaquette thermalizes and a plateau in its signal appears. The difference between the value of  $\frac{1}{L^4} \mathcal{D} = 0$  at the step where this plateau sets in and the value at the last step in the trajectory is taken as an estimate of this error. An analogous

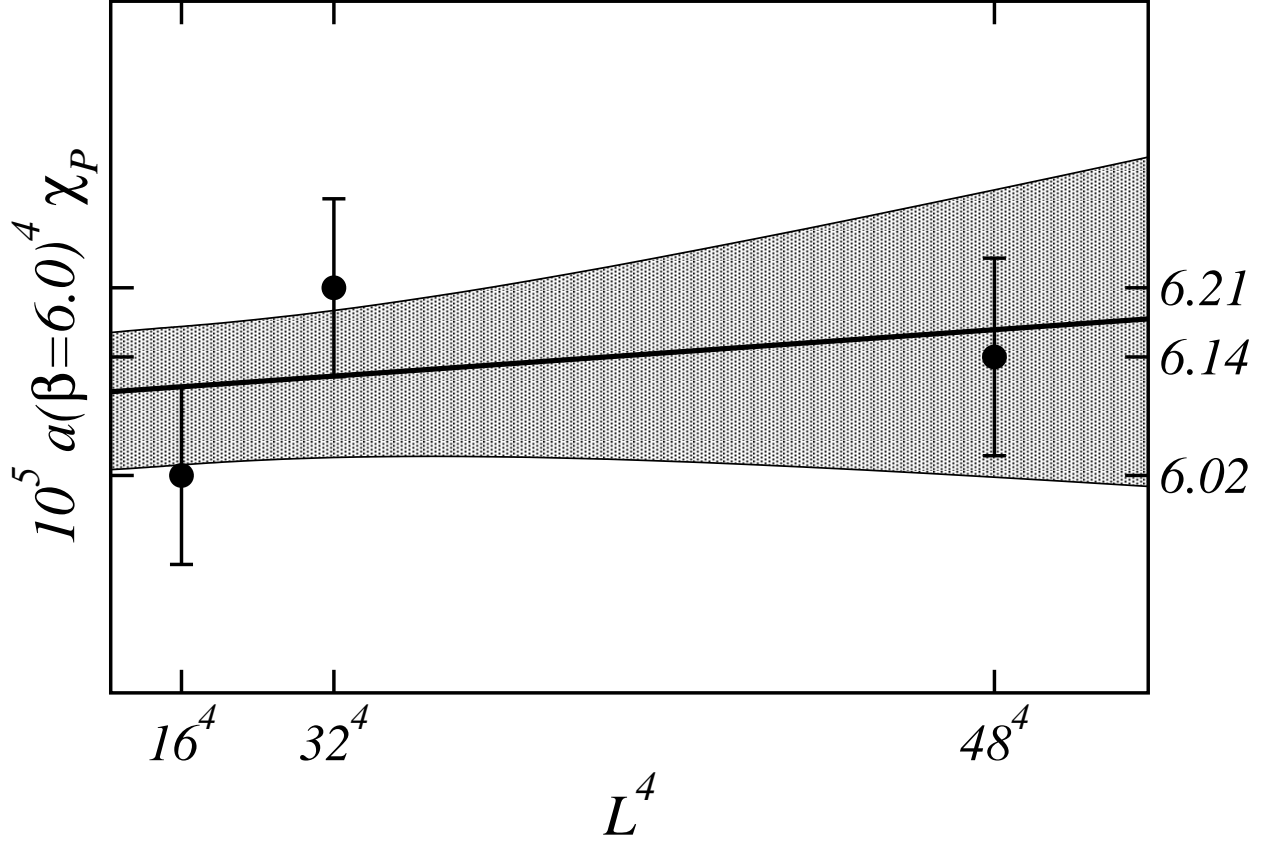


FIG. 4.  $a^4 \chi_p$  versus the lattice size for  $\beta = 6.0$ . The straight line is the result of the fit described in the text and the grey band is its  $1\sigma$  statistical error.

procedure was followed in the calculation of  $Z$ . This error was added to the one corresponding to the choice of  $\beta$  (see above) to form the total systematic error of our calculation.

We are planning to study this systematic error more carefully by using the overlap algorithm [19]{22} in place of cooling to evaluate the background topological charge  $Q$ .

#### IV. BOUND ON $\chi$ AND CALCULATION OF $\chi$

With the data of Table 1 and 3 and Eq.(2.1) we obtain the values of  $a^4 \chi_p$  that are shown in Figure 4. A fit (with the  $\chi^2$ -dof: estimator) to the functional form  $a^4 \chi_p = a^8 L^4 + a^4$  yields  $a^8 = 1.5(2.4)^{+0.0}_{-2.0} 10^{-13}$  and  $a^4 = 6.09(0.07)^{+0.16}_{-0.03} 10^{-5}$ ; the first errors being statistical and the second ones being systematic from cooling.

By using the values for  $a(\beta)_L$  and  $T_c = \beta_L$  tabulated in [23] and the ratio for  $T_c = \beta_L$  from [24] we get  $\beta_L = 7.90(6)$  MeV and  $a(\beta = 6.0) = 0.1004$  fermi. This leads to the 1 $\sigma$  bound on the parity violating order parameter

$$c < \frac{1}{4 \text{ fermi}^4} \quad (4.1)$$

Much as an explicit term in the lagrangian violates both parity and time reversal and allows for a nonzero value of the electric dipole moment  $d_e$  of fermions, the spontaneous breaking of parity driven by the topological charge operator brings about a nonvanishing  $d_e$ . This  $d_e$  is proportional to times some volume which in the case of the neutron can be estimated as the volume occupied by this particle, roughly  $1/m_N^4$ . Moreover the whole effect would disappear if the lagrangian was chiral because then the extended theory  $L_{QCD} + Q(x)$  would be equivalent to  $L_{QCD}$  with  $Q = 0$ . This implies that the derivative of the free energy with respect to  $Q$  would vanish and spontaneous breaking of parity could not occur. To lowest order, this means that the result for  $d_e$  must be proportional to the squared pion mass. Barring large numerical factors, using the neutron mass  $m_N$  as the typical scale of the problem and assuming that the bound in expression (4.1) applies to the full theory too, we estimate the spontaneously generated electric dipole moment of the neutron as

$$d_e \leq e \frac{m^2}{m_N^4 m_N^3} < 3.5 \cdot 10^{-21} e \text{ cm} \quad (4.2)$$

to be compared with the experimental limit,  $6.3 \cdot 10^{-26} e \text{ cm}$  [25]. The result (4.2) must not be confused with the electric dipole moment calculated for the neutron in presence of an explicit nonzero physical value of  $Q$  [26,27]. In our case the physical  $Q$  is zero.

Our method also allows to extract the topological susceptibility with great precision. From the value for  $a^4$  obtained in the fit we get  $\chi = 173.4(0.5) \left( \begin{smallmatrix} 1.1 \\ 0.2 \end{smallmatrix} \right) (1.2) \text{ MeV}^{-4}$  where the first error is our statistical, the second one is the systematic from the use of cooling and the third one derives from the error on  $\beta_L$ . The first and last errors must be added in quadrature. This number is to be compared with  $(174(7) \text{ MeV})^4$  obtained in [15] from a Monte Carlo simulation on a  $16^4$  lattice. It can also be compared with the analytical

prediction [28]  $(180 \text{ MeV})^4$  obtained by using first order chiral theory on the pole approximation.

## V. CONCLUSIONS

We have studied the consequences of the spontaneous breaking of parity and time inversion symmetries on the topological charge operator in pure Yang-Mills theory with gauge group  $SU(3)$ . We assumed that in the infinite volume limit the free energy  $E(\theta)$  of the extended theory  $L_{QCD} + \theta Q$  has a cusp at its minimum,  $\theta = 0$  that signals a nonzero value of the topological charge in the vacuum,  $dQ/dV \neq 0$ .

By calculating the value of the topological susceptibility on the lattice to high precision we have obtained a bound on  $\chi$ : within 1% error, there is no spontaneously generated net topological charge in a volume of  $(4 \text{ fermi})^4$ . The bound on  $\chi$  becomes an upper bound for the neutron electric dipole moment which however is 4–5 orders of magnitude less precise than the corresponding experimental limit.

As a byproduct of our Monte Carlo simulation, we have also obtained a precise result for the topological susceptibility,  $\chi = 173.4(0.5)(^{+1.1}_{-0.2})(1.2) \text{ MeV}^{-4}$  (the errors are respectively statistical from our Monte Carlo simulation, systematic from the use of cooling and statistical from the value used for  $\beta_L$ ). The precision in the statistics forced us to study the systematic errors derived from the use of cooling in the determination of the renormalization constants. We do not exclude other sources of possible systematic errors.

We have done the calculation by using the so-called "old theoretical method" where the renormalization constants relating the lattice and the physical susceptibilities are explicitly computed. This method proves to be fast and efficient enough to allow to obtain a huge number of measurements on rather large lattices, (see Table 1). The APEmille facility in Pisa was used for the runs.

The renormalization constants in Eq.(2.1),  $Z$  and  $M$ , have been calculated with high statistics at various volumes. The value of  $Z$  looks rather stable with the volume, while the value of  $M$  displays a clean volume dependence (see Fig. 3).

## REFERENCES

- [1] C . Vafa, E . W itten, Phys. Rev. Lett. 53 (1984) 535.
- [2] T . D . Cohen, Phys. Rev. D 64 (2001) 047704.
- [3] D . K harzeev, R . D . P isarski, M . H . G . Tytgat, Phys. Rev. Lett. 81 (1998) 512; hep-ph/0012012.
- [4] V . A zcoiti, A . G alante, Phys. Rev. Lett. 83 (1999) 1518.
- [5] X . Ji, Phys. Lett. B 554 (2003) 33.
- [6] M . A guado, M . A sorey, hep{th/0204130.
- [7] C . N . Yang, T . D . Lee, Phys. Rev. 87 (1952) 404.
- [8] E . W itten, Nucl. Phys. B 156 (1979) 269.
- [9] K . W ilson, Phys. Rev. D 10 (1974) 2445.
- [10] C . Christou, A . D iG iacom o, H . Panagopoulos, E . V icari, Phys. Rev. D 53 (1996) 2619.
- [11] M . C am postrini, A . D iG iacom o, H . Panagopoulos, E . V icari, Nucl. Phys. B 329 (1990) 683.
- [12] M . C am postrini, A . D iG iacom o, H . Panagopoulos, Phys. Lett. B 212 (1988) 206.
- [13] B . A lles, E . V icari, Phys. Lett. B 268 (1991) 241.
- [14] W . Z im m er m ann in "Lectures on E lem entary Particles and Q uantum F ield Theory", 1970 B randeis School, edited by S . D eser, M . G risari, H . P endleton.
- [15] B . A lles, M . D 'E lia, A . D iG iacom o, Nucl. Phys. B 494 (1997) 281, Erratum : *ibid.* B 679 (2004) 397.
- [16] A . D iG iacom o, E . V icari, Phys. Lett. B 275 (1992) 429.
- [17] B . A lles, M . C am postrini, A . D iG iacom o, Y . G unduc, E . V icari, Phys. Rev. D 48 (1993)

2284.

- [18] M . D 'E lia, Nucl. Phys. B 661 (2003) 139.
- [19] H . Neuberger, Phys. Lett. B 427 (1998) 353.
- [20] M . Luscher, Phys. Lett. B 428 (1998) 342.
- [21] L . G iusti, G . C . Rossi, M . Testa, G . Veneziano, Nucl. Phys. B 628 (2002) 234.
- [22] L . G iusti, C . Hoeb ling, M . Luscher, H . W ittig, Comput. Phys. Commun. 153 (2003) 31.
- [23] G . Boyd, J. Engels, F . K arsch, E . Laem ann, C . Legeland, M . Lutgem eier, B . Petersson, Nucl. Phys. B 469 (1996) 419.
- [24] B . Lucini, M . Teper, U . W enger, JHEP 0401:061 (2004).
- [25] P . G . Harris et al, Phys. Rev. Lett. 82 (1999) 904.
- [26] V . Baluni, Phys. Rev. D 19 (1979) 2227.
- [27] R . J. C rewther, P . D i Vecchia, G . Veneziano, E . W itten, Phys. Lett. B 88 (1979) 123,  
Erratum : ibid. B 91 (1980) 487.
- [28] G . Veneziano, Nucl. Phys. B 159 (1979) 213.