

Pion form factor with twisted mass QCD

Abdou M. Abdel-Rehim^a and Randy Lewis^a

^aDepartment of Physics, University of Regina, Regina, SK, S4S 0A2, Canada

The pion form factor is calculated using quenched twisted mass QCD with $\beta = 6.0$ and maximal twisting angle $\omega = \pm \frac{\pi}{2}$. Two pion masses and several values of momentum transfer are considered. The momentum averaging procedure of Frezzotti and Rossi is used to reduce lattice spacing errors, and numerical results are consistent with the expected $O(a)$ improvement.

1. INTRODUCTION

Lattice QCD with a twisted mass term (tmQCD) is a computationally efficient method for eliminating the exceptional configurations that plague light Wilson quarks.[1] In addition, at maximal twist, many quantities are $O(a)$ improved and others become $O(a)$ improved through a momentum averaging procedure.[2] The pion form factor provides an opportunity to explore this improvement procedure.

With only two valence fermions and no disconnected lattice diagrams[3], the pion form factor is an appealing laboratory for studies of the transition between the perturbative and nonperturbative regimes of QCD. Experimental measurements are available for comparison, and current experiments at Jefferson Lab are exploring higher momentum transfers.[4]

Recent lattice studies of the pion form factor have considered various lattice actions, with and without $O(a)$ improvement, and the effects of $O(a)$ terms are found to be non-negligible.[5]

In this work, we present results from pion form factor calculations using tmQCD and compare to existing lattice studies.

2. METHOD

Computations are performed with the $\beta = 6.0$ Wilson gauge action and the twisted mass action for a degenerate doublet of up and down quarks with no Symanzik improvement (clover) term.[1] A twisting angle of $\pm \frac{\pi}{2}$ is obtained by set-

ting the hopping parameter to its critical value, $\kappa_c = 0.156911$. [6] The quark mass is then determined by the remaining parameter μ in the tmQCD action, and results are reported here for two options, $|\mu| = 0.030$ and 0.015 , corresponding to pion masses near 660 and 470 MeV respectively. We use 100 configurations that are $16^3 \times 48$ with periodic boundary conditions. The GMRES-DR matrix inverter[7], which deflates the smallest eigenvalues and systematically improves them upon successive restarts of the standard GMRES iteration, was used throughout this work.

The pion form factor $F(Q^2)$ is defined by

$$\langle \pi^+(\vec{p}_f) | j_\mu(0) | \pi^+(\vec{p}_i) \rangle = F(Q^2) (p_i + p_f)_\mu \quad (1)$$

where $j_\mu(0)$ is a conserved vector current evaluated at the spacetime origin, p_i and p_f are the initial and final pion (Euclidean) 4-momenta respectively, \vec{p}_i and \vec{p}_f are the corresponding 3-momenta, and $Q^2 = (p_f - p_i)^2$ is the 4-momentum transfer. To compute the above matrix element on a spacetime lattice, one can use the three point correlator displayed in Fig. 1. A source with pion quantum numbers is placed at x_i , a sink at x_f , and a vector current is inserted at x . The pion form factor is extracted from a simultaneous single exponential fit to the long time range of the two and three point correlators given by:

$$G_{\pi\pi}(t_i, t, \vec{p}) = \sum_{\vec{x}} e^{-i(\vec{x} - \vec{x}_i) \cdot \vec{p}} \langle 0 | \phi(x) \phi^\dagger(x_i) | 0 \rangle$$

$$t \gg t_i \quad \frac{|Z|^2}{E} e^{-\left(\frac{T-t_i}{2}\right)E} \cosh \left[\left(t - \frac{T}{2} - \frac{t_i}{2} \right) E \right], \quad (2)$$

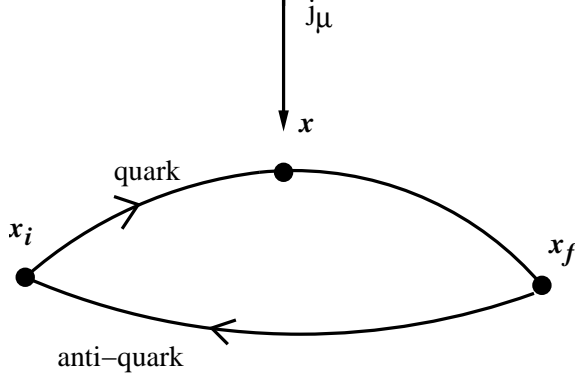


Figure 1. Three point correlator for the pion form factor.

$$\Gamma_{\pi\mu\pi}(t_i, t, t_f, \vec{p}_i, \vec{p}_f) = \sum_{\vec{x}_i, \vec{x}_f} e^{-i(\vec{x}_f - \vec{x}) \cdot \vec{p}_f} e^{-i(\vec{x} - \vec{x}_i) \cdot \vec{p}_i}$$

$$\frac{\langle 0 | \phi(x_f) j_\mu(x) \phi^\dagger(x_i) | 0 \rangle}{4E_i E_f} \xrightarrow{t_f \gg t \gg t_i} \langle \pi^+(\vec{p}_f) | j_\mu(0) | \pi^+(\vec{p}_i) \rangle \quad (3)$$

where

$$\langle 0 | \phi(x) | \pi^+(\vec{p}) \rangle = Z e^{ip \cdot x}, \quad (4)$$

$\phi(x)$ is a local interpolating field operator with π^+ quantum numbers, T is the temporal extent of the lattice and E, E_i, E_f denote pion energies. In practice, we compute one propagator from x_i to x , and a double propagator from x_i to x_f to x . Three different options for the double propagator were studied, corresponding to the local pseudoscalar operator at x_f having momentum $\vec{p}_f = (0, 0, 0), (0, 0, p_{\min})$ and $(0, 0, -p_{\min})$, where $p_{\min} = \frac{2\pi}{L}$ ($L=16$). In all cases, x_i and x_f are separated by 15 time slices. The conserved vector current was used at x and a local pseudoscalar at x_i . Smeared operators have been used routinely in pion form factor studies[5], but we chose local operators for this first consideration of tmQCD.

3. RESULTS

Analyzing the pseudoscalar-pseudoscalar and vector-vector two point correlators, we found that

Table 1
Pseudoscalar and vector meson masses.

	$ \mu = 0.015$	$ \mu = 0.030$
am_π	0.238(5)	0.331(3)
am_ρ	0.453(37)	0.496(19)

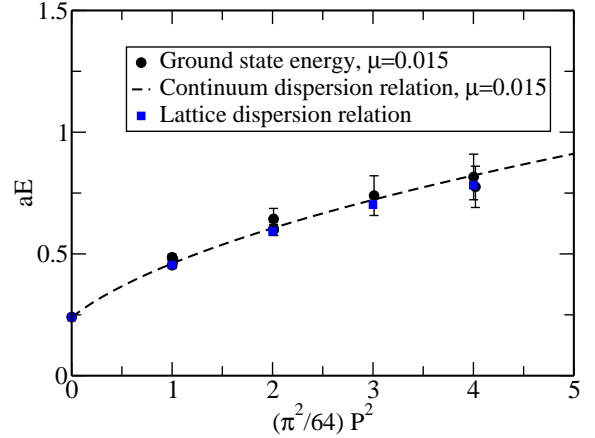


Figure 2. Pion dispersion relation at $|\mu| = 0.015$.

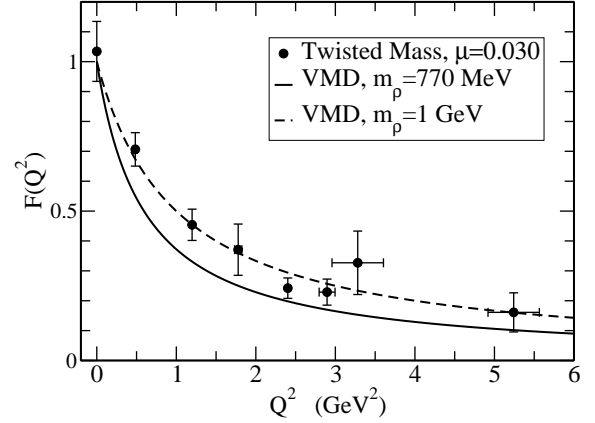


Figure 3. Form factor at $|\mu| = 0.030$ compared to vector meson dominance (VMD).

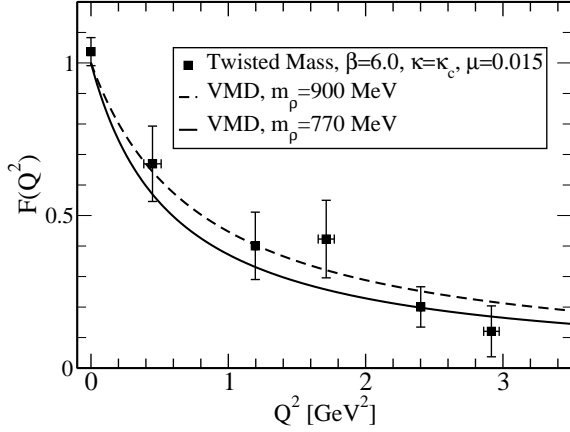


Figure 4. Form factor at $|\mu| = 0.015$ compared to vector meson dominance (VMD).

a reasonable signal could be obtained for momenta $|\vec{p}|^2 \leq 4p_{\min}^2$. Figure 2 shows the dispersion relation for the ground state pseudoscalar meson at $|\mu| = 0.015$. Table 1 lists results for the pseudoscalar and vector meson masses in lattice units.

To extract the form factor at higher Q^2 , nonzero sink momentum is important, but then improvement requires momentum averaging over positive and negative momenta.[2] Figures 3 and 4 show our results for the pion form factor as a function of Q^2 .

A comparison with existing literature is shown in Fig. 5. Notice that unimproved Wilson results are systematically below experiment (which follows vector meson dominance in this region of Q^2). Decreasing m_π decreases $F(Q^2)$ even further. However, the tmQCD results are consistent with experiment and with $O(a)$ improved actions.

Acknowledgements

Helpful communications with Walter Wilcox regarding GMRES-DR are greatly appreciated. This work was supported in part by the Natural Sciences and Engineering Research Council of Canada, the Canada Foundation for Innovation, the Canada Research Chairs program, and the Government of Saskatchewan. Some of the com-

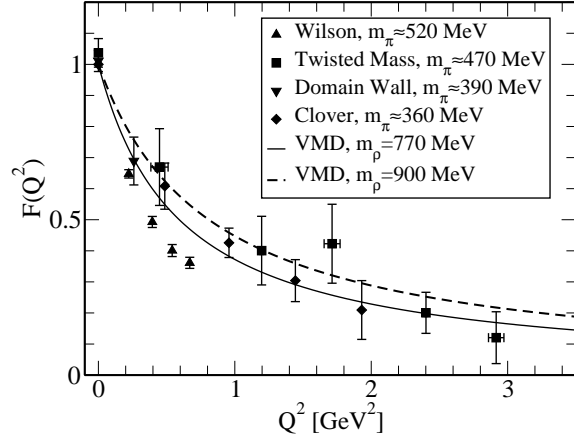


Figure 5. Comparing quenched twisted mass results with earlier quenched calculations.

puting was done with WestGrid facilities.

REFERENCES

1. R. Frezzotti, S. Sint and P. Weisz, JHEP **0107**, 048 (2001); R. Frezzotti, P. A. Grassi, S. Sint and P. Weisz, JHEP **0108**, 058 (2001).
2. R. Frezzotti and G. C. Rossi, hep-lat/0306014.
3. T. Draper, R. M. Woloshyn, W. Wilcox and K. F. Liu, Nucl. Phys. B **318**, 319 (1989).
4. J. Volmer *et al.*, Phys. Rev. Lett. **86**, 1713 (2001); H. P. Blok, G. M. Huber and D. J. Mack, nucl-ex/0208011.
5. F. D. R. Bonnet, R. G. Edwards, G. T. Fleming, R. Lewis and D. G. Richards, Nucl. Phys. Proc. Suppl. **129**, 206 (2004) and these proceedings; J. van der Heide, M. Lutterot, J. H. Koch and E. Laermann, Phys. Lett. B **566**, 131 (2003); Y. Nemoto [RBC Collaboration], Nucl. Phys. Proc. Suppl. **129**, 299 (2004).
6. K. Jansen, A. Shindler, C. Urbach and I. Wetzorke [χ LF Collaboration], Phys. Lett. B **586**, 432 (2004).
7. R. B. Morgan SIAM J. Sci. Comput. **24**, 20 (2002); R. B. Morgan and W. Wilcox, Nucl. Phys. Proc. Suppl. **106**, 1067 (2002).