

Lattice study of exotic  $S = +1$  baryon

Shoichi Sasaki

Department of Physics, University of Tokyo, Tokyo 113-0033, Japan

We propose  $S = +1$  baryon interpolating operators, which are based on an exotic description of the antidecuplet baryon like diquark-diquark-antiquark. Using one of the new operators, the mass spectrum of the spin-1/2 pentaquark states is calculated in quenched lattice QCD at  $\beta = 6/g^2 = 6.2$  on a  $32^3 \times 48$  lattice. It is found that the  $J^P$  assignment of the lowest (uudds) state is most likely  $(1/2)^+$ . We have also calculated the mass of the charm analog of the and find that the  $c$  (uuddc) state lies much higher than the  $DN$  threshold, in contrast to several model predictions.

PACS numbers: 11.15.Ha, 12.38.Gc, 12.39.Mk, 14.20.Lq

Recently, LEPS collaboration at Spring-8 has observed a very narrow resonance  $\Sigma^+(1540)$  in the  $K^-$  missing-mass spectrum of the  $n \rightarrow nK^+K^-$  reaction on  $^{12}\text{C}$  [1]. Remarkable observation is its positive strangeness ( $S = +1$ ), which means that the observed resonance must contain a strange antiquark. Thus  $\Sigma^+(1540)$  cannot be a three quark state. It is an exotic baryon state with them in antiquark content uudds. This discovery is subsequently confirmed in different reactions by the DIANA Collaboration at ITEP [2], the CLAS Collaboration at JLab [3], and the SAPHIR Collaboration at ELSA [4].

Theoretically existence of such a state was predicted long time ago by the Skyrme model [5]. However, a prediction closest in mass and width with the experiment was made by Diakonov, Petrov and Polyakov using a chiral-soliton model [6]. They predicted that it should be a narrow resonance and stressed that it can be detected by experiment because of its narrow width. In a general group theoretical argument with flavor  $SU(3)$ ,  $S = +1$  pentaquark state should be a member of antidecuplet or higher dimensional representation such as 27-plet. Both the Skyrme model and the chiral-soliton model predict that the lowest  $S = +1$  state appears in the antidecuplet,  $I = 0$ , and its spin and parity should be  $(1/2)^+$  [5, 6]. Experimentally, spin, parity and isospin of  $\Sigma^+(1540)$  are not determined yet. After the discovery of the  $\Sigma^+(1540)$ , many model studies for the pentaquark state are made with different spin, parity and isospin. Lattice QCD in principle can determine these quantum numbers of the  $\Sigma^+(1540)$ , independent of such arbitrary model assumptions or the experiments. We stress that there is substantial progress in lattice study of excited baryons recently [7]. Especially, the negative parity nucleon  $N(1535)$ , which lies close to  $\Sigma^+(1540)$ , has become an established state in quenched lattice QCD [7, 8]. Here we report that quenched lattice QCD is capable of studying the  $\Sigma^+(1540)$  as well.

Indeed, it is not so easy to deal with the  $qqqqq$  state rather than usual baryons ( $qqq$ ) and mesons ( $qq$ ) in lattice QCD. The  $qqqqq$  state can be decomposed into a couple of color singlet states as  $qqq$  and  $qq$ , in other words,

can decay into two-hadron states even in the quenched approximation. For instance, one can start a study with a simple minded local operator for the  $\Sigma^+(1540)$ , which is constructed from a neutron operator and a  $K^+$  operator such as  $\psi_{abc}(d_a^T C_5 u_b) d_c (s_e \bar{5} u_e)$  or its Fierz rearrangement. The two-point correlation function composed of such an operator, in general, couples not only to the  $\Sigma^+$  state (single hadron) but also to the two-hadron states such as an interacting  $KN$  system [9, 10]. Even worse, when the mass of the  $qqqqq$  state is higher than the threshold of the hadronic two-body system, the two-point function should be dominated by the two-hadron states. Thus, an operator with as little overlap with the hadronic two-body states is desired in order to identify the signal of the pentaquark state in lattice QCD.

For this purpose, we propose a local interpolating operator of antidecuplet baryons based on an exotic description as diquark-diquark-antiquark. There are basically two choices as  $3_c \bar{3}_c$  or  $3_c \bar{6}_c$  to construct a color triplet diquark-diquark cluster [11, 12]. The former which we adopt is rather plausible since the one-gluon exchange between quarks is attractive in the  $3_c$  channel in contrast with the  $6_c$ . Therefore, we introduce the flavor antitriplet ( $3_f$ ) and color anti-triplet ( $3_c$ ) diquark field

$$\psi_{ij}^a(x) = \frac{1}{2} \psi_{ijk} \psi_{abc} q_{j\bar{b}}^T(x) C q_{k\bar{c}}(x) \quad (1)$$

where  $C$  is the charge conjugation matrix,  $abc$  the color indices, and  $ijk$  the flavor indices.  $\psi$  is any of the 16 Dirac matrices. Accounting for both color and flavor antisymmetries, possible  $\psi$ s are restricted within  $1$ ,  $\bar{5}_s$  and  $\bar{5}_v$  which satisfy the relation  $(C)^T = -C$ . Otherwise, above defined diquark operator is identically zero. Hence, three types of flavor  $3_f$  and color  $3_c$  diquark; scalar ( $\bar{5}_s$ ), pseudoscalar ( $1$ ) and vector ( $\bar{5}_v$ ) diquarks are allowed [13]. The color singlet  $qqqqq$  state can be constructed by the color antisymmetric parts of diquark-diquark with an antiquark as  $(3_c \bar{3}_c)_{\text{antisym}} \bar{3}_c = 3_c \bar{3}_c = 1_c$ . In terms of flavor,  $3_f \bar{3}_f \bar{3}_f = 1_f + 8_f + 8_f + \bar{10}_f$ . Manifestly, in this description, the  $S = +1$  state belongs to the flavor antidecuplet [14]. Automatically, the  $S = +1$  state should have isospin zero. Then, the interpolating operator of the (uudds) is ob-

tained as

$$(\mathbf{x}) = \text{"}_{abc} \text{"}_{s_1 a} (\mathbf{x}) \text{"}_{s_2 b} (\mathbf{x}) C s_c^T (\mathbf{x}) \quad (2)$$

for  $\epsilon = 0$ . The form  $C s_c^T$  for the strange antiquark field is responsible for giving the proper transformation properties of the resulting operator under parity and Lorentz transformations [15]. Remark that because of the color antisymmetry, the combination of the same types of diquark is not allowed. Consequently, we have three different types of exotic  $S = +1$  baryon operators [13]:

$$1_+ = \text{"}_{abc} \text{"}_{aef} \text{"}_{bgh} (u_e^T C d_f) (u_g^T C s_h) C s_c^T; \quad (3)$$

$$2_+ = \text{"}_{abc} \text{"}_{aef} \text{"}_{bgh} (u_e^T C s_d) (u_g^T C s_h) C s_c^T; \quad (4)$$

$$3_+ = \text{"}_{abc} \text{"}_{aef} \text{"}_{bgh} (u_e^T C d_f) (u_g^T C s_h) C s_c^T \quad (5)$$

where the subscript  $\pm$  refers to positive (negative) parity since these operators transform as  $P(\mathbf{x}; t) P^\dagger = P(\mathbf{x}; t)$  (for  $\pm = 1; 2; 3$ ) under parity. The first operator of Eq. (3) is proposed for QCD sum rules in a recent paper [15] independently. Recall that any of local type baryon operators can couple to both positive- and negative-parity states since the parity assignment of an operator is switched by multiplying the left hand side of the operator by  $\gamma_5$ . The desired parity state is obtained by choosing the appropriate projection operator,  $1_+$ , on the two-point function  $G(t)$  and direction of propagation in time. Details of the parity projection are described in Ref. [8]. We emphasize that two of them can couple to both spin-1/2 and spin-3/2 states. Using them, it is possible to study the spin-orbit partner of the spin-1/2 state, whose presence contradicts the Skyrme picture of the  $\Lambda$  [12]. However, we will not pursue this direction in this article. We utilize only the first operator of Eq. (3), which couples only to a spin-1/2 state, in the following numerical simulations.

It is worth mentioning that our proposed operators are slightly different from the diquark-diquark-antiquark suggested by Jaffe and Wilczek [16]. Their description strongly relies on the highly correlated diquarks, one of which should have angular momentum one. However, ours are combined with two different types of diquarks, which have different spin-parity. In addition, Gromann proposed different interpolating operators of the  $\Lambda$  as diquark-diquark-antiquark, which have an alternative color construction of the diquark-diquark cluster such as  $3_c \otimes \bar{6}_c$  [12].

We generate quenched QCD configurations on a lattice  $L^3 \times T = 32^3 \times 48$  with the standard single-plaquette Wilson action at  $\beta = 6/g^2 = 6.2$  ( $a^{-1} = 2.9$  GeV). The spatial lattice size corresponds to  $L a = 2.2$  fm, which may be marginal for treating the ground state of baryons without large finite volume effect. Our results are analyzed on 135 configurations. The light-quark propagators are computed using the Wilson fermions at four values of the

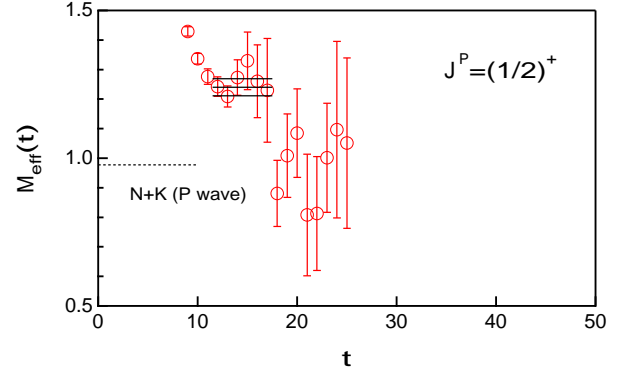


FIG. 1: An example of the effective mass for the positive parity (uudds) state at  $\beta = 0.1506$  for up and down quarks and the strange quark  $s = 0.1515$ . The solid lines represent fitted mass and its statistical error. The dashed line corresponds to the total energy of the non-interacting  $K N$  state with the smallest possible nonzero lattice momentum.

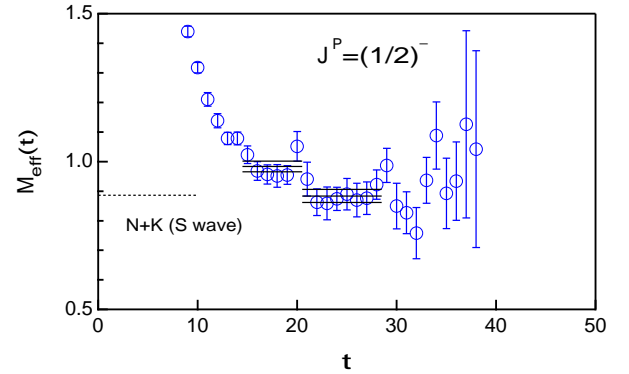


FIG. 2: An example of the effective mass for the negative parity (uudds) state at  $\beta = 0.1506$  for up and down quarks and the strange quark  $s = 0.1515$ . The solid lines represent fitted mass and its statistical error. The dashed line corresponds to the total energy of the non-interacting  $K N$  state with zero momentum.

hopping parameter  $\kappa = 0.1520; 0.1506; 0.1497; 0.1489$ , which cover the range  $M_\pi/M_\rho = 0.68 - 0.90$ .  $s = 0.1515$  and  $c = 0.1360$  are reserved for the strange and charm masses, which are determined by approximately reproducing masses of  $(1020)$  and  $J/\psi(3097)$ . We calculate a simple point-point quark propagator with a source location at  $t_{src} = 6$ . To perform precise parity projection, we construct forward propagating quarks by taking the appropriate linear combination of propagators with periodic and anti-periodic boundary conditions in the time direction. This procedure yields a forward in time propagation in the time slice range  $0 < t < T - t_{src}$ .

In this calculation, the strange (charm) quark mass is fixed at  $s$  ( $c$ ) and the up and down quark masses are varied from  $M_\pi = 1.0$  GeV ( $\kappa = 0.1489$ ) to  $M_\pi = 0.6$  GeV ( $\kappa = 0.1520$ ). Then, we will perform the extrapolation

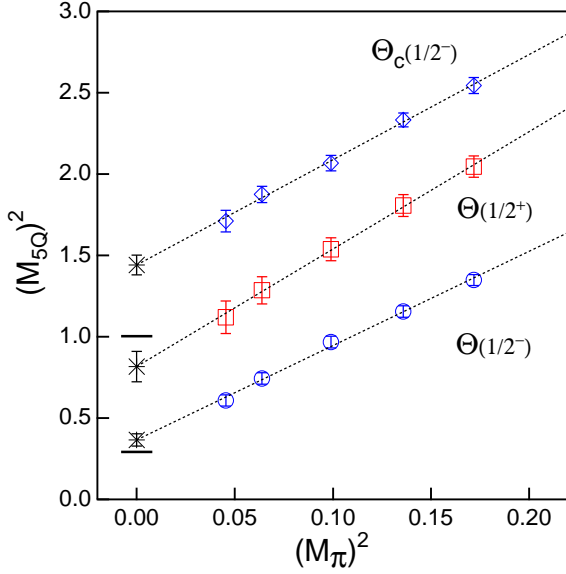


FIG. 3: Masses of the spin-1/2 (uudds) states with both positive parity (open circles) and negative parity (open squares) as functions of pion mass squared in lattice units. The charm analog of the isosinglet  $\Theta_c$  (uuddc) state (open diamonds) is also plotted. Horizontal short bar represents the  $K\bar{N}$  ( $\bar{D}N$ ) threshold estimated by  $M_N + M_K$  ( $M_N + M_D$ ) in the chiral limit.

tion to the chiral limit using several different values.

We first calculate the effective masses  $M_e(t) = -\ln G(t)/G(t+1)$  for both parity states of the spin-1/2 (uudds). For example, Figs. 1 and 2 show effective masses for the positive parity channel and the negative parity channel at  $\beta = 0.1506$  for up and down quarks with the fixed strange quark ( $\beta_s = 0.1515$ ). Statistical uncertainties in both figures are estimated by a single elimination jack-knife method.

In Fig. 1, the effective mass plot for the positive parity state shows a very short plateau albeit with large statistical errors. This plateau terminates at  $t = 17$  and then the rather noisy signals appear after  $t = 18$  and become reduced around the  $K\bar{N}$  threshold. We remark that the positive parity state can decay into the  $K\bar{N}$  state in a  $P$ -wave where the two hadrons should have a nonzero momentum. However, all momenta are quantized as  $p_n = 2\pi n/L$  on a system of finite volume. The  $K\bar{N}$  threshold is defined as the total energy of the non-interacting  $K\bar{N}$  state with the smallest nonzero momentum  $p_{\min} = 2\pi/L$  in lattice units. Our observed plateau in Fig. 1 is considerably higher than this threshold. There is no clear signal for the  $K\bar{N}$  state in this channel so that our proposed interpolating operator might couple weakly to the  $K\bar{N}$  scattering state. Thus, our observed asymptotic state can be identified as a pentaquark state.

In the negative parity channel, the figure can tell at a glance that the effective mass plot is much less noisy

than the positive parity channel. The most remarkable observation is that there are two distinct plateaus. A rather longer plateau appears after  $t = 21$  and continues toward the maximum time slice  $t = T - t_{\text{src}}$  for the forward propagation. First, we perform a covariant single exponential fit to the two-point function in the range  $21 \leq t \leq 28$ . The estimated mass  $M_1$  is close to the total energy of the non-interacting  $K\bar{N}$  state with zero momentum. The corresponding asymptotic state in the deep euclidean time region  $t > 21$  should be the  $K\bar{N}$  scattering state.

Nevertheless, if we choose the different fitting range ( $15 \leq t \leq 20$ ) where the second plateau is located, the estimated mass  $M_2$  and amplitude  $A_2$  are different from the results ( $A_1$  and  $M_1$ ) of the former fitting range. The mass difference  $M = M_2 - M_1 = 0.1$  in lattice units is very small, but statistically significant at 2.6  $\sigma$ . On the other hand, the difference in amplitudes is quite significant as  $A_2/A_1 = 8.5$ . From this observation, we can deduce that the two plateaus stem from two independent states which dominate the two-point function in each plateau region. In the earlier euclidean time range, the two-point function is dominated by the second state ( $M_2$ ) with the help of the fact that  $A_2 \gg A_1$  and  $1 - M$ . This dominance should disappear at some critical time slice, which can be naively evaluated as  $t_{\text{cr}} = \ln(A_2/A_1) = M$ . Using previously evaluated values, we find this  $t_{\text{cr}} = 21$ , a value in good agreement with the boundary between the two plateaus in Fig 2. After  $t = t_{\text{cr}}$ , the propagation of the first state ( $M_1$ ) starts to dominate the two-point function since this is the lowest state ( $M_1 < M_2$ ).

To check this conjecture, we utilize the double exponential fit in certain range which covers the region of both plateaus. Two types of fitting procedure are performed. First, one mass parameter is fixed with reference to the result from the single exponential fit in the region  $21 \leq t \leq 28$  where the lowest-lying state is dominant. Then, the three-parameter correlated fit is carried out. Second, a full double exponential fit is also tried. The former procedure provides rather stable results, which are in good agreement with the ones obtained from single exponential fits for two distinct regions as discussed in the above. The latter procedure also yields consistent results for previous observations;  $A_2 \gg A_1$  and  $1 - M > 0$  in spite of large errors in the corresponding  $A_1$  and  $M_1$ . A remarkable point is that the heavier mass ( $M_2$ ) values obtained from the three procedures are consistent with each other. If it is accepted that the corresponding state, which lies above the  $K\bar{N}$  threshold, does exist, we may regard this state as a pentaquark state. Recall that  $A_{5Q} \gg A_{K\bar{N}}$  is expected from our proposed interpolating operators, which is based on an exotic description like diquark-diquark-antiquark. As is evident by comparison with the positive parity state, the possible state in the negative parity channel is the lowest-lying state of the spin-1/2 state.

In Fig. 3 we show the mass spectrum of the  $\Sigma_c$  states with the positive parity (open circles) and the negative parity (open squares) as functions of the pion mass squared. Mass estimates are obtained from covariant single exponential fits in appropriate fitting range as we discussed previously. All fits have a confidence level larger than 0.3 and  $\chi^2/N_{\text{D.F.}} < 1.2$ . It is evident that the lowest state of the isosinglet  $S = +1$  baryons has the negative parity. We evaluate the mass of the  $\Sigma_c$  with both parities in the chiral limit. A simple linear fit for all  $\pi$  values in Fig. 3 yields  $M_{(\Sigma_c^{1=2})} = 0.60(3)$  and  $M_{(\Sigma_c^{1=2+})} = 0.90(3)$  in lattice units. If we use the scale set by  $r_0$  from Ref. [17], we obtain  $M_{(\Sigma_c^{1=2})} = 1.76(9)$  GeV and  $M_{(\Sigma_c^{1=2+})} = 2.62(9)$  GeV. It is worth quoting other related hadron masses. The chiral extrapolated values for the nucleon and the kaon are  $M_N = 1.05(3)$  GeV and  $M_K = 0.52(1)$  GeV in this calculation. Those values should not be taken too seriously at this moment since they do not include any systematic errors. Such a precise quantitative predictions of hadron mass are not the purpose of the present paper. Rather, we emphasize that, our results strongly indicate the  $J^P$  assignment of the  $\Sigma_c^{1=2+}$  (1540) state is most likely  $(1=2)^+$ . This conclusion is consistent with that of a recent lattice study [18] if one corrects the parity assignment of their interpolating operator [19]. Note, however, that in contrast to Ref. [18] even the S-wave  $KN$  scattering state is also observed in our analysis, which strengthens the reliability of our result. Our conclusion is consistent with results obtained through a QCD sum rules approach [15], too.

Finally, we calculate the mass of other possible exotic states. The operator of exotic  $\Sigma_{3=2}$  (ssddu or uussd) can be treated by interchanging u and s or d and s in the operator of Eq. (3). As for the charm analog of the isosinglet  $\Sigma_c$  (uuddc), a strange antiquark is simply replaced by a charm antiquark. The gross feature in the effective mass plots for each parity state is similar to the case of the  $\Sigma_c$ . The same procedure to extract mass information is applicable except the negative parity state of the  $\Sigma_{3=2}$ , which can decay into either  $\Sigma_c$  or  $K$  states. More complicated analysis is required. As for the  $\Sigma_c$ , we take care of only the  $DN$  decay state for this one. Results for the lowest-lying spin-1/2  $\Sigma_c$  state, which has the negative parity, are also included in Fig. 3. The  $\Sigma_c$  state lies much higher than the  $DN$  threshold in contradiction with several model predictions [16, 20]. The chiral extrapolated value of the  $\Sigma_c$  mass is about 640 MeV above the  $DN$  threshold in our calculation. This indicates that the anti-charmed analog as either a very narrow resonance or a bound state is not to be expected.

We have calculated the mass spectrum of the  $S = +1$  exotic baryon,  $\Sigma_{3=2}$  (uudds), and the charm analog  $\Sigma_c$  (uuddc) in quenched lattice QCD. To circumvent the contamination from hadronic two-body states, we formulate the antidecuplet baryon interpolating operators using an exotic description like diquark-diquark-antiquark. We conclude

that the  $J^P$  assignment of the  $\Sigma_c^{1=2+}$  (1540) state is most likely  $(1=2)^+$ , which contradicts the Skyrme picture of the  $\Sigma_c$ . Our results for the  $\Sigma_c$  state exclude the possibility of the charm analog of pentaquark like whichever a very narrow resonance or a bound state. We would like to emphasize the success of the interpolating operator we proposed here. This is an unusual case in which an interpolating operator provides clear plateaus in effective mass for both an excited resonance and the threshold energy of the two-hadron scattering state. This remarkable observation is attributed to our specific pentaquark operators. A further study for the non-diagonal correlation between those pentaquark operators and a standard two-hadron operator should shed light on the structure of the very narrow resonance  $\Sigma_c^{1=2+}$  (1540). The possible spin-orbit partner of the  $\Sigma_c$  state is also accessible by using two of our proposed operators. We plan to further develop this calculation to involve more detailed discussion and more systematic analysis.

It is a pleasure to acknowledge A. Hosaka, T. Nakano and L. Glozman for useful comments. I would also like to thank T. Doi, M. Oka and T. Hatsuda for fruitful discussions on the subject to determine the parity of the state, and S. Ohta for helpful suggestions and his careful reading of the manuscript. This work is supported by the Supercomputer Project No.102 (FY 2003) of High Energy Accelerator Research Organization (KEK) and JSPS Grant-in-Aid for Encouragement of Young Scientists (No. 15740137).

---

Electronic address: ssasaki@phys.su-tokyo.ac.jp

- [1] T. Nakano et al., Phys. Rev. Lett. 91, 012002 (2003).
- [2] DIANA Collaboration, hep-ex/0304040.
- [3] CLAS Collaboration, hep-ex/0307018.
- [4] SAPHIR Collaboration, hep-ex/0307083.
- [5] M. Chemtob, Nucl. Phys. B 256 (1985) 600.
- [6] D. Diakonov, V. Petrov and M. V. Polyakov, Z. Phys. A 359, 305 (1997).
- [7] For recent reviews, see S. Sasaki, nucl-th/0305014 and C. Morningstar, nucl-th/0308026.
- [8] S. Sasaki, T. Blum and S. Ohta, Phys. Rev. D 65, 074503 (2002).
- [9] M. Luscher, Commun. Math. Phys. 105, 153 (1986).
- [10] M. Fukugita et al., Phys. Rev. D 52, 3003 (1995).
- [11] C. E. Carlson et al., hep-ph/0307396.
- [12] L. Y. Glozman, hep-ph/0308232.
- [13] S. Sasaki, Talk presented at the Int. Conf. on Hadron2003, Aschamberg, Germany, Sep. 1–6, 2003.
- [14] A. Hosaka, hep-ph/0307232.
- [15] J. Sugiyama, T. Doi and M. Oka, hep-ph/0309271.
- [16] R. L. Jaffe and F. Wilczek, hep-ph/0307341.
- [17] S. Neece and R. Sommer, Nucl. Phys. B 622, 328 (2002).
- [18] F. Ciskor et al., hep-lat/0309090.
- [19] Z. Fodor, in private communication on Sep. 17, 2003.
- [20] M. Karliner and H. J. Lipkin, hep-ph/0307343.