

Theory and Phenomenology of the Polyakov loop in QCD Thermodynamics

P. Meisinger^a T. Miller^b and M. Ogilvie^{a*}

^aDept. of Physics, Washington University,
St. Louis, Mo, 63130, USA

^bIndiana University,
Bloomington, In, 47405 USA

A synthesis of Polyakov loop models of the deconfinement transition and quasiparticle models of gluon plasma thermodynamics leads to a class of models in which gluons move in a non-trivial Polyakov loop background. These models are successful candidates for explaining both critical behavior and the equation of state for the $SU(3)$ gauge theory at finite temperature. Two sensitive lattice probes which can discriminate between models are the Polyakov loop P and $\varepsilon - 3p$.

The body of results on the critical behavior and thermodynamics of QCD and related theories at finite temperature are among the most important that lattice gauge theory simulations have provided, giving important guidance in both theory and experiment. Theoretical work on the thermodynamics of the quark-gluon plasma at zero chemical potential is often benchmarked against results from lattice simulations. Here we explore a class of models which synthesize the attractive features of quasiparticle models of the quark-gluon plasma [1][2][3] and Polyakov loop models of the deconfinement phase transition [4][5]. Quasiparticle models, which are partially motivated by perturbation theory, have been successful in fitting lattice results for thermodynamic quantities such as the pressure over a large range of temperatures, but typically at the cost of introducing a number of extra assumptions and parameters. Polyakov loop models extend the equilibrium free energy density f to a function of the Polyakov loop P , which is the order parameter for the deconfining phase transition in pure gauge theories. The spontaneous breaking of center symmetry in pure gauge theories, which

underlies our understanding of the deconfinement transition, occurs in these models because the free energy develops symmetry-breaking global minima above the deconfinement temperature T_c .

The general class of models of deconfinement we study have free energies of the form

$$f(T, P) = V(T, P) - p_g(T, P, M(T)) + B(T, P, M(T)). \quad (1)$$

The first term $V(T, P)$ is phenomenological, and favors the confined phase at low temperature. The second term is the negative of the quasiparticle pressure p_g , and represents the contribution of gluonic quasiparticles moving in the presence of a background Polyakov loop. The quasiparticle pressure is given by

$$p_g(T, P, M(T)) = -2T \int \frac{d^3k}{(2\pi)^3} \cdot Tr_A \ln [1 - e^{-\beta\omega_k} P] \quad (2)$$

where Tr_A denotes the trace in the adjoint representation. The pressure depends on the quasiparticle mass through the quasiparticle energy, assumed to have the simple form $\omega_k = \sqrt{k^2 + M(T)^2}$; the quasiparticle mass is temperature-dependent. The third term is the

*Supported by the U.S. Dept. of Energy under grant DE-FG02-91ER40628.

so-called bag term. It arises because the zero-quasiparticle state has a non-zero, temperature-dependent energy B . If we assume that B depends on T only through the quasiparticle mass M , then thermodynamic consistency leads to an expression for B which may be written as

$$B(T, P, M(T)) = \int_{T_0}^T d\tau \frac{\partial M^2}{\partial \tau} \int \frac{d^3k}{(2\pi)^3} \frac{1}{k^2} \cdot Tr_A \ln \left[1 - e^{-\omega_k/\tau} P \right]. \quad (3)$$

After minimization with respect to P , the equilibrium pressure is given by the negative of the minimum of the free energy density.

In previous work [5], we have developed two models for the $SU(N)$ deconfinement transition which fit within this general class. In both models, we took $M = 0$ and hence $B = 0$. Both of these models gave a good representation of the critical behavior for all N , and reasonable thermodynamic behavior. Here we extend the second of these two models, called model B, to model B+M which includes quasiparticle mass effects. The potential V associated with model B has the form

$$V(T, P) = -\frac{T}{R^3} \ln [\mu(P)] + v_0 \quad (4)$$

where $\mu(P)$ is Haar measure on the gauge group. This form for the potential can be understood as enforcing color neutrality at scales R and larger. We again use the parameter R to set T_c to the result of lattice simulations. The constant v_0 is used to match the pressure at one point on the curve, again chosen to be T_c .

We show in figure 1 the dimensionless pressure p/T^4 as a function of T/T_c for models B and B+M, along with simulation data from [6]. Note that once R and v_0 are fixed by determining T_c and $p(T_c)$, there are no more free parameters in model B. The pressure from Model B overshoots the lattice data at higher temperatures, and the quasiparticle mass corrects this. The quasiparticle mass term has the form suggested by perturbation theory, $M(T) = g(T)T/\sqrt{2}$. We take the temperature-dependent coupling constant to be given by $g^2(T) = 8\pi^2/11 \ln(T/\Lambda)$ where Λ is an adjustable parameter. We have obtained the

best fit to the lattice pressure data by replacing T/Λ in $g(T)$ with a crossover function of the form $[(T/\Lambda)^n + (T_{cr}/\Lambda)^n]^{1/n}$ where we have taken $n = 10$. Both Polyakov loop effects and a rapidly rising quasiparticle mass suppress the temperature as one moves to lower temperature, and both are not needed. It is physically plausible that g does not run with T all the way down to zero temperature, and the crossover function provides that effect. The critical temperature is taken to be $T_c = 0.272 GeV$, although an exact number is not needed. The parameter R is determined from T_c , and is given by $R^{-1} = 0.61T_c = 0.17 GeV$ which may be compared with the result for model B, $R^{-1} = 73T_c = 0.2 GeV$. The value of Λ obtained was $0.3T_c = .081 GeV$, with a crossover temperature $T_{cr} = 2.4T_c$.

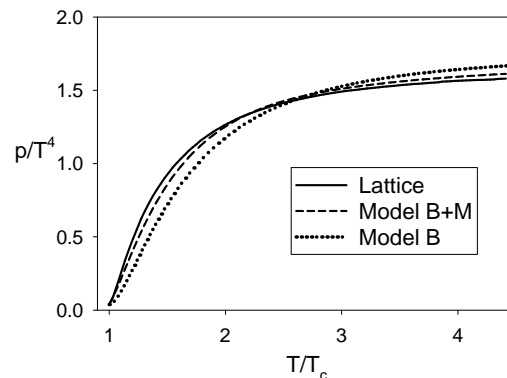


Figure 1. p/T^4 versus T/T_c .

Figure 2 compares the dimensionless interaction measure $\Delta = (\varepsilon - 3p)/T^4$ for model B+M with both lattice results and a quasiparticle model without Polyakov loop effects ($L = 1$). Model B+M shows a peak in Δ just above T_c , consistent with the lattice data, and correctly reproduces the latent heat of the first-order $SU(3)$ deconfinement transition. Of course, the model without Polyakov loops effects is incapable of reproducing the deconfinement transition. The first-order character of the $SU(3)$ deconfinement transition is also clear in Figure 3, which shows the Polyakov loop as a function of T/T_c . The shape of the curve is similar to that found in a recent lattice determination of the Polyakov loop [7]. It

is also interesting to compare the quasiparticle masses for model B+M with the $L = 1$ model, as shown in figure 4. The most notable difference is the rapid rise of the quasiparticle mass in the $L = 1$ model near T_c .

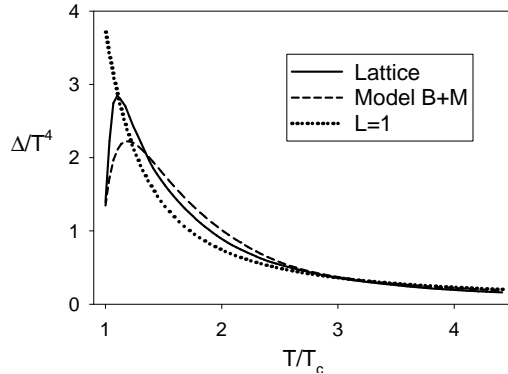


Figure 2. $(\epsilon - 3p)/T^4$ versus T/T_c .

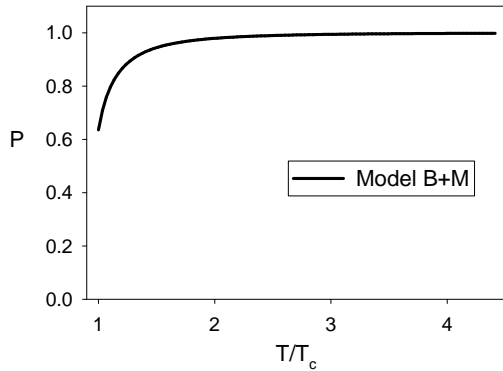


Figure 3. $L = Tr_F(P)/N_c$ versus T/T_c .

It should be apparent that many models will be able to fit lattice thermodynamic results well. The ability to describe both the thermodynamic results and the deconfinement transition, while not unique to the model described here, seems very desirable. The introduction of an extra term V in the free energy is phenomenological, but based on our understanding of the deconfinement transition. The onus of describing the temperature region just above T_c is placed where it likely belongs, on the confinement mechanism. It is possible to extend this model to include quarks. As

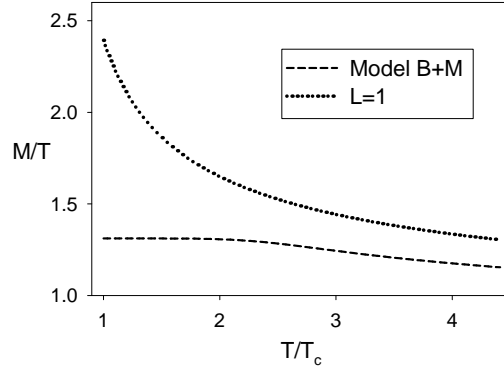


Figure 4. $M(T)/T$ versus T/T_c .

with confinement, our inability to describe chiral symmetry breaking in a fundamental way forces us to use phenomenological models, in this case of Nambu-Jona Lasinio type. Nevertheless, a useful synthesis of our current understanding of deconfinement and chiral symmetry restoration is likely possible.

REFERENCES

1. A. Peshier, B. Kampfer, O. P. Pavlenko and G. Soff, Phys. Rev. D **54** (1996) 2399.
2. P. Levai and U. W. Heinz, Phys. Rev. C **57** (1998) 1879.
3. R. A. Schneider and W. Weise, Phys. Rev. C **64** (2001) 055201.
4. R. D. Pisarski, Phys. Rev. D **62** (2000) 111501.
5. P. N. Meisinger, T. R. Miller and M. C. Ogilvie, Phys. Rev. D **65** (2002) 034009.
6. G. Boyd, J. Engels, F. Karsch, E. Laermann, C. Legeland, M. Lutgemeier and B. Petersson, Nucl. Phys. B **469** (1996) 419.
7. O. Kaczmarek, F. Karsch, P. Petreczky and F. Zantow, Phys. Lett. B **543** (2002) 41.